

B04 Wabo Windpark Klokbekertoct

In deze beschikking wordt verwezen naar diverse bijlagen. Het merendeel van deze bijlagen maakt onderdeel uit van de vergunningaanvraag. Een of meer bijlagen zijn toegevoegd aan deze beschikking of los bijgevoegd als generieke bijlage.

VERZONDEN 05 OKT. 2018

OMGEVINGSVERGUNNING (BESCHIKKING)

Dossiernr. 2017-1160 (Olo nr. 3340859)

Het ontwikkelen van het Windpark KlokbekerwinT, bestaande uit een lijnopstelling van 10 windturbines en maakt deel uit van het overkoepelende Windplan Blauw.

Het windpark ligt op verschillende percelen langs de Klokbekertocht en Vuursteentocht voor een exploitatie periode van 25 jaar na bedrijfsmatig ingebruikname van de laatste turbine van deze inrichting.

KlokbekerwinT B .V.
t.a.v. de heer J.M. Holman



Digitaal ondertekend
door Gemeente Dronten
Reden: Behoort bij
besluit OV 2017-1160
d.d. 05-10-2018
Datum: 2018.10.05
12:39:34 +02'00'

Datum : 5 oktober 2018
Bladnr. : 2
Kenmerk : U18.011274/VHV/RK
Ov nummer : 2017-1160
Intern nr.. : 8095

Omgevingsvergunning (BESCHIKKING)

Burgemeester en Wethouders van de gemeente Dronten hebben op 22 februari 2018 een aanvraag voor een omgevingsvergunning ontvangen voor het ontwikkelen van het Windpark KlokbekewinT, bestaande uit een lijnopstelling van 10 windturbines en maakt deel uit van het overkoepelende Windplan Blauw.

Het windpark ligt op verschillende percelen langs de Klokbeke tocht en Vuursteentocht voor een exploitatie periode van 25 jaar na bedrijfsmatig ingebruikname van de laatste turbine van deze inrichting.

Besluit

Burgemeester en wethouders van de gemeente Dronten besluiten, gelet op artikel 2.1, 2.10 en 2.14 van de Wet algemene bepalingen omgevingsrecht, in samenhang met artikel 1.1 van de Crisis- en Herstelwet, de gevraagde vergunning te verlenen.

Dit besluit heeft betrekking op de activiteiten:

1. **bouwen (artikel 2.1, lid 1, onder a Wabo (Wet algemene bepalingen omgevingsrecht));**
2. **milieu, oprichten en het in werking hebben (artikel 2.1, lid 1, sub e onder 1° en 3° van de Wabo), het oprichten en het in werking hebben van een inrichting;**

onder de bepalingen dat het aanvraagformulier met bijlagen gewaarmerkt, deel uitmaken van de vergunning.

Procedure

De besluitvormingsprocedure is uitgevoerd overeenkomstig het bepaalde in artikel 3.10 van de Wet algemene bepalingen omgevingsrecht.

Daarnaast is de aanvraag getoetst aan het Besluit omgevingsrecht (Bor) en de Ministeriële regeling omgevingsrecht (Mor). Gebleken is dat uw aanvraag voldoet.

Ontvankelijkheid

In artikel 2.10 van de Wabo, in paragraaf 4.2. van het Bor en in de Regeling omgevingsrecht (Mor) is aangegeven welke informatie noodzakelijk is voor een ontvankelijke aanvraag voor een omgevingsvergunning.

De aanvraag zoals ingediend op 22 februari 2018 bevatte onvoldoende informatie voor een goede beoordeling. Op 19 maart 2018 is verzocht de aanvraag aan te vullen.

Op 5 april 2018 en 4 mei 2018, zijn de gevraagde aanvullingen ingediend. Op basis hiervan kunnen de gevolgen van de activiteiten goed worden beoordeeld. De aanvraag is dan ook ontvankelijk.

Datum : 5 oktober 2018
Bladnr. : 3
Kenmerk : U18.011274/VHV/RK
Ov nummer : 2017-1160
Intern nr.. : 8095

Procedure Rijkscoördinatie­regeling

In artikel 9b, eerste lid, aanhef en onder a, van de Elektriciteitswet 1998 is bepaald dat op de besluitvorming voor dit project de Rijkscoördinatie­regeling als bedoeld in artikel 3.35 van de Wet ruimtelijke ordening van toepassing is. Dat wil in dit geval zeggen dat de besluiten die nodig zijn voor Windplan Blauw gezamenlijk worden voorbereid, waarbij deze procedure wordt gecoördineerd door de minister van Economische Zaken en Klimaat (EZK). Daarbij doorlopen de besluiten, op grond van artikel 3.31, derde lid, in samenhang met artikel 3.35, vierde lid, van de Wro, de uniforme openbare voorbereidingsprocedure als bedoeld in afdeling 3.4 van de Algemene wet bestuursrecht met toepassing van de bijzondere regels in artikel 3.31, derde lid, in samenhang met artikel 3.35, vierde lid, van de Wro.

Dit besluit is één van de besluiten die nodig zijn voor Windplan Blauw. Daarom is ook op dit besluit de Rijkscoördinatie­regeling van toepassing.

De minister van EZK heeft een gecoördineerde voorbereiding van de besluiten voor Windplan Blauw bevorderd. Onderhavig besluit is samen met het inpassingsplan en de andere besluiten als volgt voorbereid:

- op 18 juni 2018 is op grond van artikel 9d, eerste lid, van de Elektriciteitswet 1998, in artikel 1 van het Uitvoeringsbesluit rijkscoördinatie­regeling energie­infrastructuurprojecten het onderhavige besluit aangewezen als besluit dat ook gecoördineerd wordt voorbereid en bekend gemaakt .
- op 21 juni 2018 en op 27 juni 2018 (rectificatie) is een kennisgeving met betrekking tot het ontwerp gepubliceerd in de Staatscourant; kennisgeving heeft ook plaatsgevonden in enkele huis-aan-huisbladen;
- het ontwerp van het besluit heeft van 22 juni 2018 tot en met 8 augustus 2018 ter inzage gelegen bij gemeentehuizen van Dronten en Lelystad;
- er zijn 4 informatie­avonden georganiseerd op 2, 5, 9 en 10 juli 2018, waarbij de mogelijkheid werd geboden mondeling zienswijzen naar voren te brengen.

Op grond van artikel 3.32 in samenhang met artikel 3.35, vierde lid, van de Wet ruimtelijke ordening wordt dit besluit en de andere besluiten gelijktijdig door de minister van EZK bekendgemaakt. Tevens doet de minister van EZK daarvan mededeling in de Staatscourant, enkele huis-aan-huisbladen en langs elektronische weg. Eerdere insprekers en grondeigenaren en beperkt gerechtigden op die gronden worden persoonlijk geïnformeerd

Belanghebbenden kunnen tegen dit besluit beroep instellen bij de Afdeling bestuursrechtspraak van de Raad van State, postbus 20019, 2500 EA, Den Haag. De termijn voor het indienen van een beroepschrift bedraagt zes weken en vangt aan met ingang van de dag na die waarop het besluit ter inzage is gelegd. Een belanghebbende die redelijkerwijs niet kan worden verweten dat hij geen zienswijze naar voren heeft gebracht op het ontwerp van het desbetreffende besluit kan ook beroep instellen.

Op dit besluit is de Crisis- en herstelwet van toepassing. Dit betekent dat de belanghebbende in het beroepschrift moet aangeven welke beroepsgronden hij aanvoert tegen het besluit. Na afloop van de termijn van zes weken kunnen geen nieuwe beroepsgronden meer worden aangevoerd. Het wordt aanbevolen in het beroepschrift te vermelden dat de Crisis- en herstelwet van toepassing is.

Datum : 5 oktober 2018
Bladnr. : 4
Kenmerk : U18.011274/VHV/RK
Ov nummer : 2017-1160
Intern nr.. : 8095

Behandeling zienswijzen

Naar aanleiding van de publicatie van de kennisgeving en de ter inzage legging van de ontwerp-besluiten van het windplan Blauw, zijn 46 zienswijzen over de ontwerpbesluiten naar voren gebracht. Zie de antwoordnota zienswijzen voor een overzicht van de behandeling van de zienswijzen. In de antwoordnota vindt u ook de reacties op de inhoudelijke punten uit de zienswijzen die niet specifiek zijn, respectievelijk over alle ontwerpbesluiten gaan.

De antwoordnota maakt, voor zover de zienswijzen zich richten tegen het ontwerp van onderhavig besluit, onderdeel uit van het besluit. In de antwoordnota is aangegeven of de zienswijzen aanleiding geven om het onderhavige besluit aan te passen.

Wijziging ten opzichte van de ontwerpvergunning

Na de ter inzage legging van de ontwerpvergunning zijn door de aanvrager een aantal wijzigingen ten opzichte van de ingediende aanvraag doorgevoerd. De wijzigingen zijn in een oplegbrief met kenmerk 717048/MJF/002 en 9 bijlagen samengevat welke onderdeel uitmaken van deze vergunning.

Wijzigingen na zienswijze:

#	Soort	Documenttitel	Datum	versie
1	Toelichting op de aanvraag	Bijlage 1_WP_Klokbekertoct_rev2	14-08-2018	Definitief
2	Turbinepositie (ID, x,y-coörd.)	Bijlage 1a_20180809_oevrzichtkaartOV V1	09-08-2018	
3	Overzichtstekening	Bijlage 1a_20180808_WP Blauw overzicht	08-08-2018	
11	Akoestiek onderzoek WP Blauw	Bijlage 3a _ Akoestisch WP Blauw Hoofdrapport	08-08-2018	Definitief
14	Slagschaduw onderzoek	Bijlage 3c – Slagschaduw Klokbekertoct vergunningen - Inrichting 1	14-08-2018	Definitief 03
15	Externe Veiligheid	Bijlage 4a Externe veiligheid AVIV v2	13-08-2018	02
18	KSP Archeologie	Bijlage 6b_KSP_Notitie-VKA_ Windplan- Blauw v1c	14-08-2018	1.1c
19	Machtiging	Bijlage 7_KlokbekerwinT_machtiging	13-08-2018	Definitief
27	IJswaarnemings systeem Turbine positie VKA 10	Bijlage_1d_20180813_ IJswaarnemingssysteem V1	13-08-2018	
28	Oplegbrief	Aanvulling wijziging Klokbekertoct-WP-Blauw kenmerk 717048/MJF/002	14-08-2018	

Ambtshalve wijziging ten opzichte van de ontwerpvergunning

In de antwoordnota is onder paragraaf 4.2 een overzicht gemaakt van de ambtshalve wijzigingen van deze vergunning ten opzichte van de ontwerpbesluiten.

Deze ambtshalve wijzigingen zijn doorgevoerd in dit besluit.

Datum : 5 oktober 2018
 Bladnr. : 5
 Kenmerk : U18.011274/HV/RK
 Ov nummer : 2017-1160
 Intern nr.. : 8095

Bijgevoegde documenten

De volgende ingediende documenten maken onderdeel uit van dit besluit:

#	Soort	Documenttitel	Datum	versie
1	Toelichting op de aanvraag	Bijlage 1_WP_Klokbekertoct_rev2	14-08-2018	Definitief
2	Turbinepositie (ID, x,y-coörd.)	Bijlage 1a_20180809_oevrzichtkaartOV V1	09-08-2018	
3	Overzichtstekening	Bijlage 1a_20180808_WP Blauw overzicht	08-08-2018	
4	Situatietekening	Bijlage 1b_180124_WP Klokbekertoct	24-01-2018	1.2
5	Positietekening	Bijlage 1c – OVD01	12-02-2018	2.0
6	Positietekening	Bijlage 1c – OVD02	12-02-2018	2.0
7	Positietekening	Bijlage 1c – OVD03	12-02-2018	2.0
8	Positietekening	Bijlage 1c – OVD03	12-02-2018	2.0
9	Aanzichtstekening	Bijlage 2a – WP Blauw Range land west v2	14-11-2017	1.0
10	Fundament	Bijlage 2b – WP Blauw principe fundering v2	29-01-2018	1.0
11	Akoestiek onderzoek WP Blauw	Bijlage 3a_ Akoestisch WP Blauw Hoofdrapport	08-08-2018	Definitief
12	Akoestiek	Bijlage 3b-Bijlage III-Vergunning onderzoek geluid Klokbekertoct	21-02-2018	Definitief
13	Akoestiek	Bijlage 3d data sheet E126 Reductive 6dB	08-2010	1.0
14	Slagschaduw onderzoek	Bijlage 3c – Slagschaduw_Klokbekertoct vergunningen - Inrichting 1	14-08-2018	Definitief 03
15	Externe Veiligheid	Bijlage 4a Externe veiligheid AVIV_v2	13-08-2018	02
16	Externe Veiligheid	Bijlage 4b - 20180222- rapd-Deelrapport Veiligheid-signed	22-02-2018	Definitief
17	Archeologie	Bijlage 6a – 17069_KSP_ Windplan Blauw BO v1.1	23-08-2018	1.1
18	KSP Archeologie	Bijlage 6b_KSP_Notitie-VKA_ Windplan- Blauw v1c	14-08-2018	1.1c
19	Machtiging	Bijlage 7_KlokbekerwinT_machtiging	13-08-2018	Definitief
20	OLO formulier	Aangepaste aanvraag melding	22-02-2018	Definitief
21	Archeologie	Windplan Blauw IVO-1	03-04-2018	2.1 Definitief
22	Archeologie	Verwerking op- en aanmerkingen rapport V2.0	Onbekend	Definitief
23	Aanvulling (1)	Aanvullingen WP Klokbekertoct	06-04-2018	Definitief
24	Aanvulling (2)	Aanvullingen WP Blauw	04-05-2018	Definitief
25	Uittreksel KvK	KvK SwifterwinT	28-03-2018	Definitief
26	Uittreksel KvK	KvK KlokbekerwinT b.v.	28-03-2018	Definitief
27	IJswaarnemings systeem Turbine positie VKA 10	Bijlage_1d_20180813_ IJswaarnemingssysteem V1	13-08-2018	
28	Oplegbrief	Aanvulling wijziging Klokbekertoct- WP-Blauw kenmerk 717048/MJF/002	14-08-2018	

Documentenbevoegd gezag:

1	Advies omgevingsvergunning activiteit milieu (Windpark Klokbekertoct)	Kenmerk OGFV_HZ_ADVIES-87810	04-06-2018	Definitief
2	Veiligheidsregio Flevoland	Kenmerk VRFL-144-15564	23-03-2018	Definitief
3	Advies Kwaliteitsteam	Kenmerk V00235-2018	17-04-2018	Definitief

Datum : 5 oktober 2018
Bladnr. : 6
Kenmerk : U18.011274/VHV/RK
Ov nummer : 2017-1160
Intern nr.. : 8095

De volgende documenten zijn vervallen en maken geen onderdeel meer van het besluit:

1	Toelichtende bijlage	Bijlage 1-Toelichting Klokbekeertocht	22-02-2018	Definitief
2	Overzichtstekening	Bijlage 1a – OVO	12-02-2018	2.0
3	Overzichtstekening	Bijlage 1a 180124 WP Blauw overzicht	24-01-2018	1.2
11	Akoestiek	Bijlage 3a – Akoestisch onderzoek Windplan Blauw – Hoofdrapport	21-02-2018	Definitief
14	Slagschaduw	Bijlage 3c - Slagschaduw onderzoek - vergunningen - Inrichting 1	21-02-2018	Definitief
15	Externe Veiligheid	Bijlage 4a - 20180130 externe veiligheid AVIV	19-01-2018	Definitief
18	Archeologie	Bijlage 6b – 20180130 archeologie land KSP archeologie	19-01-2017	1.0
19	Machtiging	Bijlage 7 – 180213 machtiging SwT getekend	01-02-2018	Definitief

Nog in te dienen gegevens en bescheiden

Uiterlijk 8 weken voor aanvang van de betreffende werkzaamheden moeten de volgende bescheiden worden ingediend en te zijn goedgekeurd alvorens met de bouw wordt begonnen:

1. Definitieve keuze van de types turbines en fundatie
2. Definitieve constructiegegevens (UO = uitvoeringsgereed)
3. Verkeer- en vervoersplan
4. Aanvullende onderzoeken akoestiek en slagschaduw
5. Typecertificaat van de te bouwen turbine
6. Definitieve kleurstelling turbine en mast
7. Overige gegevens en bescheiden en detailleringen van eventueel hekwerken en trappen
8. Bouwveiligheidsplan

Voorwaarden

De vergunning wordt verleend voor een exploitatie periode van 25 jaar die in elk geval start op 1 januari 2025 en in elk geval eindigt op 1 januari 2050.

Voor de overige voorwaarden wordt verwezen naar de deelbeschikkingen:

1. **bouwen** (artikel 2.1, lid 1, onder a Wabo (Wet algemene bepalingen omgevingsrecht));
2. **milieu, oprichten en het in werking hebben** (artikel 2.1, lid 1, sub e onder 1° en 3° van de Wabo), **het oprichten en het in werking hebben van een inrichting**;

Namens burgemeester en wethouders van Dronten,



M. Koning

Teammanager, team Vergunningen, Handhaving en Veiligheid

Datum : 5 oktober 2018
Bladnr. : 7
Kenmerk : U18.011274/VHV/RK
Ov nummer : 2017-1160
Intern nr.. : 8095

1. Bouwen (artikel 2.1, lid 1, onder a Wabo (Wet algemene bepalingen omgevingsrecht)):

I. Overwegingen

In artikel 2.10 van de Wabo is, voor zover van toepassing, bepaald dat de omgevingsvergunning voor de activiteit Bouwen alleen mag en moet worden geweigerd als:

- het bouwwerk in strijd is met het bestemmingsplan of de krachtens zodanig plan gestelde eisen;
- niet aannemelijk is gemaakt dat het bouwwerk waarop de aanvraag betrekking heeft, voldoet aan de bij of krachtens het Bouwbesluit gegeven voorschriften;
- niet aannemelijk is gemaakt dat het bouwwerk waarop de aanvraag betrekking heeft, voldoet aan de voorschriften van de Bouwverordening;
- het bouwwerk naar ons oordeel niet voldoet aan redelijke eisen van welstand (artikel 12 van de Woningwet).

Het bouwplan bevat een aanvraag op hoofdlijnen, dat wil zeggen dat de toetsing alleen betrekking heeft op:

Uiterste dimensies en kenmerken windturbinetypes voor Windpark klokbekertocht:

Turbine-type	Aangevraagde max en min dimensies en kenmerken vergunning op hoofdlijnen oostelijk deel
Vermogen (indicatief)	7 MW
Max. ashoogte (m – n.a.p.)	166
Min. ashoogte (m – n.a.p.)	120
Materiaal mast	Staal / Beton en staal
Max. rotordiameter (in meter)	164
Min. rotordiameter (in meter)	120
Tiphoogte (ashoogte + halve rotordiameter)	213 meter (t.o.v. NAP.)
Tiplaagte	38 meter
Aantal rotorbladen	Drie
Kleurstelling Mast	Licht grijs
Kleurstelling bladen	Licht grijs
Kleurstelling gondel	Licht grijs

De fundamenteën voor alle turbinetypes blijven binnen deze maximale afmetingen. Daarnaast zal de hoogte van het fundament gemeten vanaf maaiveld tot aan de mastvoet gelijk zijn voor alle windturbines binnen de inrichting 'Klokbeertocht'.

Bestemmingsplan

De aangevraagde omgevingsvergunning is in strijd met het bestemmingsplan Dronten Buitengebied (D4000) te Dronten. Voor Windplan Blauw is echter een (Rijks) inpassingsplan vastgesteld voorbereiding. Artikel 3.30, derde lid, gelezen in samenhang met artikel 3.35, zevende lid, van de Wet ruimtelijke ordening bepaalt dat in zo'n geval een aanvraag niet aan het bestemmingsplan, maar aan het vastgesteld inpassingsplan moet worden getoetst. Daarom is nagegaan of het bouwplan in strijd is met dit inpassingsplan. Dat is niet het geval.

Datum : 5 oktober 2018
Bladnr. : 8
Kenmerk : U18.011274/VHV/RK
Ov nummer : 2017-1160
Intern nr.. : 8095

- Saneren

Waarborgen saneren conform Rijksinpassingsplan

De omgevingsvergunning voor het bouwen van een windturbine ter plaatse van de aanduiding 'specifieke bouwaanduiding – 3' wordt uitsluitend verleend indien de aanvrager bij zijn aanvraag borgt dat de windturbines ter plaatse van de aanduiding 'specifieke bouwaanduiding - te saneren windturbine 3' binnen een halfjaar na in exploitatie nemen van de nieuwe windturbines ter plaatse van de aanduiding 'specifiek bouwaanduiding-3' buiten bedrijf zijn gesteld en deze binnen een half jaar na het uit exploitatie nemen zijn verwijderd.

De initiatiefnemer heeft middels het inzien van de saneringscontracten aangetoond, dat de overige turbines binnen een halfjaar na exploitatie van de nieuwe windturbines worden verwijderd.

- Archeologie

Uitgevoerd archeologisch onderzoek

In oktober 2017 en februari 2018 is archeologisch vooronderzoek (IVO 1) uitgevoerd op een deel van de turbinelocaties binnen het Park Swifterbant. Tevens is voor het offshore gedeelte een verkennend onderzoek (opwater) uitgevoerd. De resultaten van deze verkennende onderzoeken zijn beschikbaar. De rapporten zijn aangeleverd in het kader van de vergunningaanvragen. Met dit onderzoek is sprake van eerste verkennend onderzoek, op basis waarvan niet overgegaan kan worden tot vrijgave van delen van het plangebied voor de voorgenomen ontwikkeling en vergunningverlening slechts onder voorwaarden kan plaatsvinden.

Resultaten landbodem

Met de verkennende boringen is een eerste beeld verkregen van het prehistorisch landschap binnen het Park Swifterbant.

Vervolgtraject

Gehele plangebied – waterbodem, landbodem binnen en buiten Park, met medeneming van alle bodemversturende ontwikkelingen:

- PvE eventuele scheeps- of vliegtuigwrakken (landbodem en waterbodem);
- Onderzoek prehistorisch landschap (landbodem en waterbodem);
- Inpassing of onderzoek magnetische anomalieën (waterbodem).

Maatregelen

De voorgenomen ontwikkelingen in het kader van Windplan Blauw (en dus onderhavige vergunning) bevinden zich in Rijkswater, op een archeologisch Rijksmonument, in een gemeentelijk waardevol archeologisch gebied of in een provinciaal Park. Daarmee zijn Rijkswaterstaat, de Rijksdienst voor het Cultureel Erfgoed, Gemeente Dronten, Gemeente Lelystad, Steunpunt voor Archeologie en (jonge) Monumenten en Provincie Flevoland betrokken als (adviseur van de) vergunningverlener ten aanzien van het aspect archeologie. Op 5 maart 2018 is intensief overleg gevoerd tussen de aanvrager en de archeologisch adviseurs van Provincie, RWS, RCE en gemeente. De aanvrager heeft uitgesproken zich te committeren aan het archeologisch onderzoek en hiervoor samen met de gezamenlijke adviseurs een 'masterplan archeologie' op te (laten) stellen. Op basis van deze gezamenlijk ingevulde en vastgestelde aanpak wordt het archeologisch onderzoeksproces ingericht en uitgevoerd. Daarbij wordt rekening gehouden met de benodigde gefaseerde aanpak in het archeologisch onderzoek, waarbij de AMZ wordt doorlopen voordat de uitvoering opgestart wordt. De aanvrager heeft daarbij aangegeven te accepteren dat op dit moment geen delen van het plangebied kunnen worden vrijgegeven.

Datum : 5 oktober 2018
Bladnr. : 9
Kenmerk : U18.011274/HV/RK
Ov nummer : 2017-1160
Intern nr.. : 8095

Aan deze vergunningen worden daarom voorwaarden verbonden om bovenstaande te borgen, waarbij in ieder geval worden betrokken het "masterplan archeologie", vereiste instemming van de bevoegde gezagen in de onderzoeksfasering en de gebruikelijke toets momenten.

Voorwaarden

Ten behoeve van de voorgenomen ontwikkelingen is een Archeologisch Bureauonderzoek uitgevoerd, een Inventariserend Veld Onderzoek Waterbodems (IVO-WB) *Verkennd-opwater* en een IVO-verkennd onderzoek op een deel van de turbineposities. Hierbij is aangetoond dat in de ondergrond archeologische waarden aanwezig dan wel te verwachten zijn. Daarom worden de volgende voorschriften met betrekking tot het aspect Archeologie gesteld:

- In het gehele plangebied (landbodem en waterbodem) dient voorafgaand aan de werkzaamheden vervolgonderzoek uit te worden gevoerd. Hiertoe wordt in overleg met de gezamenlijke bevoegde gezagen en hun archeologisch adviseurs een "masterplan archeologie" opgesteld. Hierbij worden landbodem en waterbodem, turbineposities en alle overige werkzaamheden waaronder infrastructuur en werkzones in samenhang beschouwd.
- Het vervolgonderzoek vindt plaats conform dit door de bevoegde gezagen en hun archeologisch adviseurs geaccordeerde "masterplan archeologie". De vergunninghouder houdt er rekening mee dat het archeologisch onderzoek conform de Archeologische Monumentenzorg gefaseerd plaatsvindt.
- Alle benodigde veldonderzoeken worden uitgevoerd door een hiertoe bevoegde organisatie, conform de KNA / BRL.
- Onderzoek vindt in iedere onderzoeksfase (verkennd, karterend, waarderend, opwater en/of onderwater) plaats op basis van een door de bevoegde gezagen en hun archeologisch adviseurs goedgekeurd Programma van Eisen en Plan van Aanpak.
- De bevindingen van het veldonderzoek dienen steeds binnen een in het 'masterplan archeologie' overeen te komen redelijke termijn na afronding van het veldwerk, schriftelijk aan de bevoegde gezagen en hun archeologisch adviseurs ter beoordeling te worden voorgelegd. Op basis hiervan nemen de gezamenlijke bevoegde gezagen en hun archeologisch adviseurs een beslissing of, en zo ja welk vervolgonderzoek van toepassing is.
- Wanneer behoudenswaardige resten worden aangetroffen dienen deze veiliggesteld te worden door middel van een archeologische opgraving of door middel van planaanpassing.
- Een archeologische opgraving dient eveneens te worden uitgevoerd door een hiertoe bevoegde instantie en op basis van een door de bevoegde gezagen en hun archeologisch adviseurs goedgekeurd Programma van Eisen.
- Daar waar gekozen wordt voor planaanpassing, kunnen technische maatregelen worden getroffen en/of bouwwerkzaamheden archeologisch worden begeleid. Hierover dient overeenstemming te zijn met de bevoegde gezagen en hun archeologisch adviseurs.
- De civieltechnische en overige uitvoerende bodemroerende werkzaamheden gaan niet eerder van start dan nadat het archeologisch onderzoek naar oordeel van de bevoegde gezagen en hun archeologisch adviseurs in afdoende mate is afgerond.
- In verband met het mogelijk tijdens de uitvoering aantreffen van (afgedekte) scheeps- en vliegtuigwrakken wordt een Programma van Eisen opgesteld met betrekking tot de omgang met dergelijke resten.
- Indien tijdens de grondroerende werkzaamheden alsnog een (mogelijke) archeologische vondst wordt gedaan dan geldt onverkort de wettelijke meldingsplicht.

Datum : 5 oktober 2018
Bladnr. : 10
Kenmerk : U18.011274/VHV/RK
Ov nummer : 2017-1160
Intern nr.: 8095

Bouwbesluit 2012

Omdat er sprake is van uitgestelde gegevensverstrekking zal de toetsing aan het bouwbesluit 2012, later plaats vinden (flexibele aanvraag op hoofdlijnen).

Bouwverordening

Het is aannemelijk gemaakt dat het bouwplan voldoet aan het bepaalde in de bouwverordening van de gemeente Dronten.

Welstand

Het kwaliteitsteam heeft op 17 april 2018 het volgende geconcludeerd:

De negen molens ten zuiden van de Visvijverweg lijken te voldoen aan de hoofdprincipes van het Beeldkwaliteitplan. Door het ontbreken van gegevens over de plaatsing, uitwerking en inrichting heeft het kwaliteitsteam nog geen definitief advies kunnen geven. Hiervoor ziet zij nog aanvullende informatie tegemoet. De molen ten noorden van de Visvijverweg voldoet ruimtelijk niet aan de ontwerpprincipes van het vastgestelde Beeldkwaliteitplan en is buiten de plaatsingszone van het regioplan gesitueerd. Het plan voldoet nog niet aan het BKP.

Voor het volledig advies, zie brief met kenmerk V00236-2018.

Echter op grond van artikel 2.10 eerste lid onder d van de Wabo heeft het college van Dronten op 22 mei 2018 besloten, af te wijken van het advies van het Kwaliteitsteam.

- **Er zal aanvullende informatie gevraagd worden ten aanzien van de exacte situering, uitvoering, plaatsing en inrichting.**
Reden hiervoor is dat een flexibele vergunning is aangevraagd (exact molentype is nu nog niet bekend). De vergunningen kunnen worden verleend onder voorwaarde dat de gevraagde nadere informatie nog wordt aangeleverd.
- **De aanvraag voor de molens langs de Klokbekertocht voldoet niet aan het BKP, omdat één molen ten noorden van de Visvijverweg wordt geplaatst.**
Deze situatie is dezelfde als de hiervoor beschreven situatie, maar dan voor de andere lijnopstelling. En ook deze situatie is dus vastgelegd in het ontwerp RIP. De aanvraag is daarmee niet in strijd.

Artikel 12 lid 3 van de Woningwet bepaalt ten aanzien van Welstand dat voor zover de toepassing van de welstandscriteria leidt tot strijd met het bestemmingsplan (of in dit geval het RIP), die criteria buiten toepassing blijven.

Het advies van het kwaliteitsteam bevat daarom geen grond om de vergunning te weigeren.

Datum : 5 oktober 2018
Bladnr. : 11
Kenmerk : U18.011274/VHV/RK
Ov nummer : 2017-1160
Intern nr., : 8095

II. Voorwaarden

De volgende voorschriften zijn van toepassing:
minimaal acht weken voor de start met de bouw moeten onderstaande bescheiden ter goedkeuring zijn ingediend en moeten zijn goedgekeurd, bij het team Vergunningen, Handhaving en Veiligheid.

1. Definitieve keuze van de types turbines en fundatie
2. Definitieve constructiegegevens (UO = uitvoeringsgereed)
3. Verkeer- en vervoersplan
4. Aanvullende onderzoeken akoestiek en slagschaduw
5. Typecertificaat van de te bouwen turbine
6. Definitieve kleurstelling turbine en mast
7. Overige gegevens en bescheiden en detailleringen van eventueel hekwerken en trappen
8. Bouwveiligheidsplan

III. Conclusie

De ingediende aanvraag voldoet aan de hieraan gestelde wettelijke vereisten. Gelet op artikel 2.1, lid 1 onder a, en artikel 2.10 van de Wet algemene bepalingen omgevingsrecht kan de vergunning worden verleend.

Datum : 5 oktober 2018
Bladnr. : 12
Kenmerk : U18.011274/VHV/RK
Ov nummer : 2017-1160
Intern nr.. : 8095

2. Milieu, oprichten en het in werking hebben (artikel 2.1, lid 1, sub e onder 1° en 3° van de Wabo), het oprichten en het in werking hebben van een inrichting;

I. Overwegingen

Bij het nemen van het besluit hebben wij overwogen dat:

- De Omgevingsdienst Flevoland Gooi-, en Vechtstreek op 4 juni 2018 een advies heeft gegeven met kenmerk HZ_ADVIES-87810 welke als bijlage is toegevoegd en onverkort onderdeel uit maakt van deze (ontwerp) beschikking.

II. Voorwaarden

Hoofdstuk 4 van het advies omgevingsdienst met kenmerk HZ-ADVIES-87810.

Algemeen

- 4.1 De vergunninghouder moet één of meer ter zake kundige personen aanwijzen die in het bijzonder belast zijn met de zorg voor de naleving van de in deze vergunning opgenomen voorschriften.
 - 4.2 De vergunninghouder moet de binnen de inrichting (tijdelijk) werkzame personen instrueren over de voor hen van toepassing zijnde voorschriften van deze vergunning en de van toepassing zijnde veiligheidsmaatregelen. Er moet steeds voldoende kundig personeel bereikbaar en beschikbaar zijn om in geval van calamiteiten te kunnen ingrijpen.
 - 4.3 Er moet een (digitaal of analoog) milieulogboek, dan wel centraal registratiesysteem, worden bijgehouden, waarin vanaf het van kracht worden van dit besluit ten minste de volgende zaken worden opgenomen:
 - Dit besluit, alsmede overige relevantie omgevings(milieu)vergunningen en meldingen.
 - De resultaten van in de inrichting uitgevoerde milieucontroles, keuringen, inspecties, metingen, registraties en onderzoeken (zoals keuringen van brandblusmiddelen, etc.).
 - Meldingen van ongewone voorvallen, die van invloed zijn op het milieu, met vermelding van datum, tijdstip en de genomen maatregelen.
 - Registratie van de energieproductie.
 - Registratie/bonnen van de afgevoerde gevaarlijke afvalstoffen.
 - Ten minste soort, eigenschappen en hoeveelheid moeten zijn vermeld.
 - 4.4 De in het vorig voorschrift bedoelde informatie moet in ieder geval tot aan het beschikbaar zijn van de resultaten van de eerstvolgende meting, keuring, controle of analyse, maar ten minste gedurende 5 jaar in de inrichting worden bewaard en ter inzage gehouden voor de daartoe bevoegde ambtenaren.
 - 4.5 De windturbines moeten altijd goed bereikbaar zijn voor alle voertuigen die in geval van calamiteiten toegang tot de inrichting moeten hebben.
- Bedrijfsbeëindiging**
- 4.6 Bij het geheel of gedeeltelijk beëindigen van de activiteiten binnen de inrichting moeten alle aanwezige stoffen en materialen, die uitsluitend aanwezig zijn vanwege de - te beëindigen - activiteiten, door of namens de vergunninghouder op milieuhygiënisch verantwoorde wijze worden verwijderd.

Datum : 5 oktober 2018
Bladnr. : 13
Kenmerk : U18.011274/MHV/RK
Ov nummer : 2017-1160
Intern nr.. : 8095

Afval

- 4.7 De vergunninghouder is verplicht de volgende afvalstromen te scheiden, gescheiden te houden en gescheiden aan te bieden dan wel zelf af te voeren:
- de verschillende categorieën gevaarlijke afvalstoffen, onderling en van andere afvalstoffen;
 - papier en karton;
 - elektrische en elektronische apparatuur;
- 4.8 Gebruikte poetsdoeken, absorptiematerialen en overige gevaarlijke afvalstoffen die vrijkomen bij onderhoudswerkzaamheden en bij het verwijderen van gemorste dieselolie, smeerolie en hydraulische olie, moeten worden bewaard in daarvoor geschikte emballage die bestand is tegen inwerking van de betreffende afvalstoffen.
- 4.9 De verpakking van gevaarlijk afval moet zodanig zijn dat: niets van de inhoud uit de verpakking kan ontsnappen; deze tegen normale behandeling bestand is; deze is voorzien van een etiket, waarop de gevaarsaspecten van de gevaarlijke stof duidelijk tot uiting komen.
- 4.10 Binnen de inrichting mogen geen gevaarlijke afvalstoffen en andere afvalstoffen worden opgeslagen.
- Aanleveren definitief geluidsonderzoek tbv maatwerkvoorschrift geluid**
- 4.11 Uiterlijk 3 maanden voor aanvang van de bouwfase van het windpark moet aan het bevoegd gezag meegedeeld worden welk type windturbine gerealiseerd wordt. Hierbij dient een rapport van een geluidsonderzoek aangeleverd te worden. Uit dit onderzoek moet blijken dat in cumulatie met alle overige lijnopstellingen van windturbines binnen Windplan Blauw voldaan wordt aan de normstelling uit het Activiteitenbesluit. Ook dient het geluidsonderzoek inzicht te geven in de verdeling van de cumulatieve effecten voor geluid over alle lijnopstellingen en welke mitigerende maatregelen nodig zijn.

III. Conclusie

Het windturbinepark kan, met de voorgestelde maatregelen, voldoen aan het Activiteitenbesluit. Wel vormt de gecumuleerde geluidsbelasting aanleiding om later, als het type turbine bekend is, maatwerkvoorschriften voor geluid op te leggen.

Het Windpark Klokbeektocht voldoet aan het Activiteitenbesluit. De vergunning voor het onderdeel milieu kan worden verleend.

Gemeente Dronten
 T.a.v. dhr. R. Koordijk
 Postbus 100
 8250 AC Dronten

Betreft : Aanvulling wijzigingen Klokbekeertocht - Windplan Blauw
 Datum : 14 augustus 2018
 Bijlagen : 9
 Kenmerk : 717048/MJF/002

Geachte heer Koordijk,

Op 22 februari j.l. is een aanvraag om omgevingsvergunning ingediend voor de realisatie en exploitatie van Windpark Klokbekeertocht, onderdeel van Windplan Blauw. Ten opzichte van de aanvraag van 22 februari j.l. zijn, o.a. vanwege zienswijzen op de ontwerpstukken, een aantal wijzigingen opgetreden die van invloed zijn op de ingediende stukken. Middels deze aanvulling op de aanvraag doen wij u een gewijzigde versie van een aantal van de bijlagen behorende bij de aanvraag toekomen. In onderstaande tabel is aangegeven op welke bijlagen de wijzigingen betrekking hebben en wat er gewijzigd is.

Tabel 1 Overzicht wijzigingen en aanvullingen

Document	Wijziging	
Bijlage 1 Toelichting op de aanvraag	Figuur 1.1, 1.2, 3.4, 4.1	Aangepast o.b.v wijziging coördinaten turbines RD1 - RD4
	Tabel 2.1	Aangepast aan laatste versie coördinaten
	Tabel 3.1 & 3.2	Aangepast maximale as t.o.v. N.A.P. (i.p.v. maaiveld)
	Paragraaf 1.2 & 4.2	Aanvraag voor onbepaalde tijd gewijzigd in aanvraag voor 25 jaar (vanaf gereedmelden)
	Paragraaf 3.5	Aangevuld met zinsnede over gelijke hoogte fundatie tussen maaiveld en mastvoet voor de turbines binnen de inrichting
	Paragraaf 3.7	Paragraaf aangepast o.b.v. Masterplan Archeologie
	Paragraaf 3.10	Figuur 3.8 met locaties te saneren windturbines opgenomen
	Paragraaf 4.10.1	Aangepast o.b.v nieuwe geluidsberekeningen (getallen + conclusies)
	Paragraaf 4.10.2	Aangepast o.b.v nieuwe slagschaduwberekening (getallen)
	Figuur 4.2 & 4.3 + tekst paragraaf 4.10.3	Toegelicht dat vastbrandende verlichting in de schemer/nachtperiode wordt uitgevoerd
Paragraaf 4.11	Eerste alinea herschreven n.a.v. NEN-norm	

	Paragraaf 4.11.4	Toegevoegd paragraaf over ijsafval
	Paragraaf 5.1	Drie weken aangepast naar 8 weken (i.v.m. aanleveren stukken voorafgaand aan bouw)
Bijlage 1a Overzichtstekeningen	-	Wijziging coördinaten turbines RD1 - RD4
Bijlage 1d Tekening IJswaarnemingsstelsel	-	Nieuwe tekening met locaties ijswaarnemingsstelsel
Bijlage 3a Akoestiek hoofdrapport	-	Nieuwe berekening o.b.v. wijziging coördinaten RD1 – RD4
Bijlage 3c Slagschaduwrapport WP Klokbekeertoelt	-	Nieuwe berekening o.b.v. wijziging coördinaten RD1 – RD4
Bijlage 4a Externe veiligheidsrapport	-	Nieuwe analyse o.b.v. wijziging coördinaten RD1 – RD4
Bijlage 6b Notitie Archeologie	-	Nieuwe analyse o.b.v. wijziging coördinaten RD1 – RD4
Bijlage 7 Machtiging WP Klokbekeertoelt	-	Nieuwe machtiging specifiek voor Windpark Klokbekeertoelt

Graag verzoek ik u, namens de initiatiefnemer de betreffende, oorspronkelijke bijlagen (dd. 22-02-2018) te vervangen door deze nieuwe bijlagen. Bijlage 1d is een nieuwe bijlage ten opzichte van de oorspronkelijke aanvraag.

Ik vertrouw erop u hiermee voldoende te hebben geïnformeerd. In geval van inhoudelijke vragen of onduidelijkheden verzoeken wij u op korte termijn contact met ons op te nemen.


Met vriendelijke groet

Dhr. J.F.W. Rijntalder
Directeur Pondera Consult B.V.

NOTITIE

Onderwerp Slagschaduw onderzoek - vergunningen VKA 10.0
Project Windplan Blauw
Opdrachtgever Windvereniging SwifterwinT B.V. en Nuon Wind Development B.V.
Projectcode UT615-46
Status Definitief 03
Datum 14 augustus 2018
Referentie UT615-46/18-012.563
Auteur(s) mevrouw T.M.F. Pessanha MSc

Gecontroleerd door J.F. van Haaren MSc, J.A. Zoete MSc
Goedgekeurd door J.A. Zoete MSc
Paraaf



Bijlage(n) I Slagschaduw effecten per adres - inrichting 1
II Windpro output inrichting 1
III Windpro output VKA cumulatie

Aan Windvereniging SwifterwinT B.V.
Nuon Wind Development B.V.
Pondera Consult B.V.

Kopie -

1 INLEIDING

SwifterwinT B.V. en Nuon Wind Development B.V. hebben een samenwerkingsovereenkomst gesloten ten behoeve van de realisatie van een nieuw windpark: Windplan Blauw. Deze zal in het gebied tussen Lelystad, Swifterbant en Dronten komen te liggen en zal bestaan uit zes inrichtingen. Om het windpark te kunnen realiseren vraagt KlokbekewinT B.V. een omgevingsvergunning aan. Deze notitie bevat het slagschaduwonderzoek voor inrichting 1: Windpark Klokbekeertocht.

Het doel van dit onderzoek is het bepalen van de slagschaduweffecten ter plaatse van de gevoelige objecten rondom het windpark.

De inrichtingen van het windpark zijn opgenomen in afbeelding 1.1.

Afbeelding 1.1 Zes inrichtingen binnen het gehele windpark, overige turbines en bedrijfswoningen



2 SLAGSCHADUW

Een draaiende windturbine zorgt voor slagschaduw. Op dagen met bepaalde omstandigheden (voldoende zonlicht, wind en positie ten opzichte van de zon) kan deze slagschaduw als hinderlijk ervaren worden door omwonenden.

In de Activiteitenregeling is vastgesteld dat, wanneer de afstand tussen gevoelige objecten (zoals woningen) en een windturbine minder dan twaalf maal de rotordiameter bedraagt en gemiddeld meer dan zeventien dagen per jaar gedurende meer dan twintig minuten per slagschaduw optreedt, een stilstandvoorziening is vereist.

Wettelijke normen slagschaduw

Ten aanzien van slagschaduw wordt in artikel 3.14 onder 4. van het Activiteitenbesluit verwezen naar de bij de ministeriële regeling te stellen maatregelen (de Activiteitenregeling). In deze regeling is in artikel 3.12 voorgeschreven dat een windturbine is voorzien van een automatische stilstandvoorziening die de windturbine afschakelt indien slagschaduw optreedt ter plaatse van gevoelige objecten voor zover de afstand tussen de windturbine en de woning minder bedraagt dan twaalf maal de rotordiameter¹ en gemiddeld meer dan zeventien dagen per jaar gedurende meer dan twintig minuten slagschaduw kan optreden. Ook voor slagschaduw kan het bevoegd gezag maatwerkvoorschriften vaststellen.

Uitgangspunten

Rondom de turbines van Windplan Blauw liggen gevoelige bestemmingen binnen twaalf maal de rotordiameter. Het turbinetype is nog onbekend, voor het onderzoek naar slagschaduweffecten is daarom een worst-case turbine gebruikt. Rotordiameter en ashoogte zijn bepalend voor slagschaduw. Grotere rotordiameter en hogere ashoogte leidt altijd tot meer slagschaduw effecten.

¹ In alle gevallen ligt de berekende slagschaduwcontour lager dan twaalf maal de rotordiameter.

Bij het bepalen van een worst-case turbine is in deelgebieden IJsselmeer en West een maximale tiphoogte aangehouden van 213 meter. In deelgebied Oost is de maximale tiphoogte 248 meter.

Binnen de Elandtocht en de Rendiertocht geldt de maximale hoogte van 248 meter. De worst-case afmeting is dan 166 meter ashoogte en 164 meter rotordiameter (248 meter in totaal). Voor turbines langs de Rivierduintocht, de Klokbekertocht en Buitendijks geldt een maximale tiphoogte van 213 meter. De worst-case afmetingen voor deze gebieden zijn dan 131 meter ashoogte en 164 meter rotordiameter (213 meter in totaal). De turbine-eigenschappen zijn weergegeven in de onderstaande tabel.

Tabel 2.1 Worst-case windturbines gebruikt voor slagschaduw analyse

Turbine	Vermogen (kW)	Ashoogte (meter)	Rotordiameter (meter)	Tiphoogte (meter)
WPBlauw WT4	5.000	131	164	213
WPBlauw WT2	5.000	166	164	248

Om aan de norm te toetsen is slagschaduw vertaald in de verwachte hinderduur. Dit is het aantal uren in een jaar dat slagschaduw wordt veroorzaakt. De volgende data is gebruikt voor de analyse:

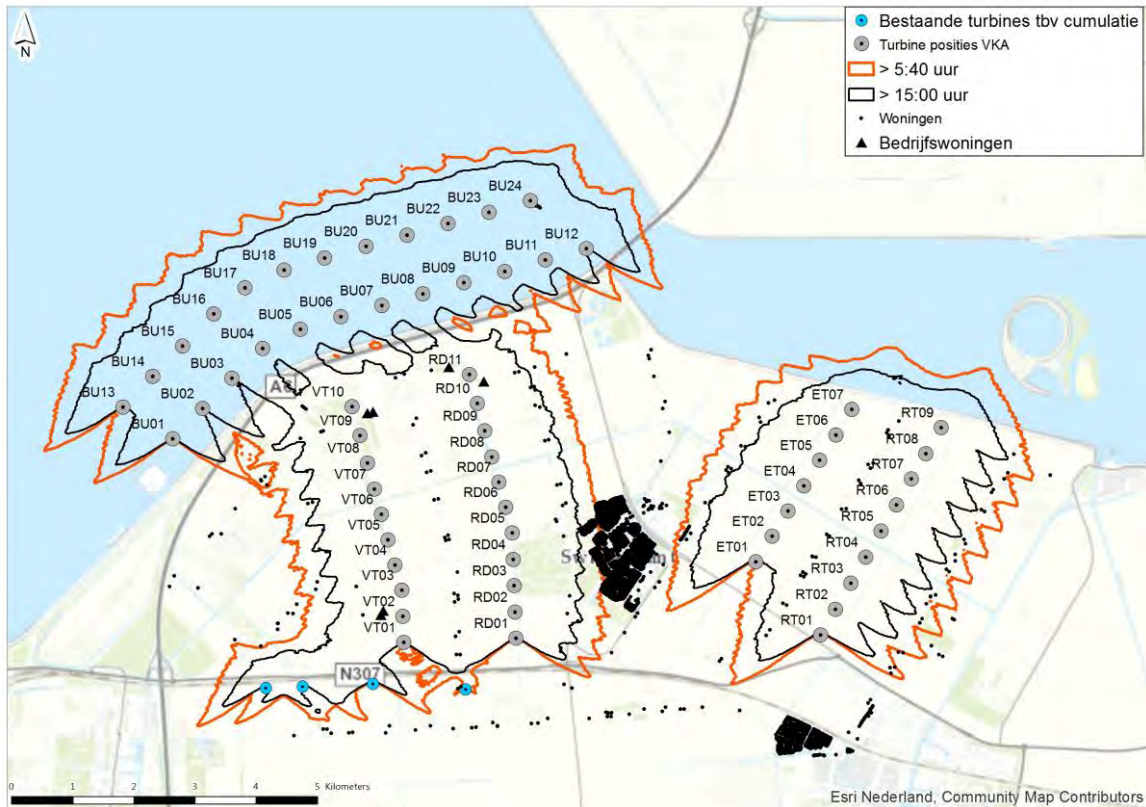
- aangezien het een gemiddelde betreft, wordt uitgegaan van het gemiddeld aantal zonuren als opgegeven door het KNMI voor locatie Lelystad tussen 2008 en 2017;
- tevens zijn de windrichting en de windsnelheid meegenomen in de analyse. De onderlinge beïnvloeding, oftewel windzog, is berekend middels N/O Jensen Wake Model. Voor de meteorologische gegevens is uitgegaan van een Mesoscale dataset van EMDConWx. De dataset beslaat gebieden met een resolutie van drie maal drie kilometer en historische uurlijkse waarden (richting, snelheid, temperatuur, et cetera) voor heel Europa;
- in de omgeving zijn weinig objecten die het windprofiel beïnvloeden. Er is uitgegaan van de volgende terreinstandaard binnen WindPro: open farmland;
- cumulatie van slagschaduw op gevoelige objecten door andere turbines in de omgeving is weergegeven in de resultaten. Het gaat in dit geval om cumulatie met de turbines voor de overige inrichtingen. In enkele gevallen komt het voor dat de hoeveelheid cumulatieve slagschaduw lager is dan voor de enkele inrichting. Dit heeft te maken met windafvang tussen turbines; die is hoger wanneer alle inrichtingen worden meegenomen. Windafvang resulteert namelijk in minder draaiuren waardoor het slagschaduw effect ook minder wordt.

Omdat niet te bepalen is hoeveel minuten slagschaduw per keer plaatsvindt, wordt getoetst aan een verwachte slagschaduwduur van maximaal 17 (dagen) * 20 (minuten) = 340 minuten, oftewel 5 uur en 40 minuten. Deze toetsing is strenger dan de wettelijke eis, aangezien in deze berekening alle slagschaduwminuten zijn meegenomen, dus ook de dagen dat het minder dan twintig minuten optreedt.

Toetsing

De onderstaande resultaten zijn opgesteld voor windpark Klokbekertocht (inrichting 1). De inrichting is individueel doorgerekend om de slagschaduweffecten van de betreffende lijnopstelling te kwantificeren. Vervolgens zijn ook de omliggende windturbines meegenomen (inrichting 1 tot en met 6 en bestaande windturbines) om de cumulatieve slagschaduweffecten te beoordelen. De onderstaande afbeelding toont het projectgebied met de inrichtingen en de meegenomen bestaande windturbines.

Afbeelding 2.1 Resultaten slagschaduw analyse met cumulatie



Inrichting 1 zorgt voor slagschaduw effecten bij 65 gevoelige objecten¹. Hiervan liggen 47 objecten binnen de contour van 5 uur en 40 minuten, deze objecten en verwachte hinderduur is terug te vinden in bijlage I. Van deze 47 objecten zijn 4 aangemerkt als bedrijfswoning van de initiatiefnemer.

Diverse gevoelige objecten ondervinden verhoogde slagschaduw effecten door cumulatie met de overige inrichtingen. In bijlage I zijn deze effecten weergegeven in de laatste kolom. In totaal liggen er 575 objecten binnen de contour wanneer cumulatie met de andere inrichtingen van Windplan Blauw wordt meegenomen. De modelresultaten van deze analyse zijn terug te vinden in bijlage II en voor het VKA met cumulatie in bijlage III.

Mitigatie

De windturbines van Windpark Klokbeektocht (inrichting 1) moeten worden voorzien van een automatische stilstandregeling. Met deze regeling wordt de hinderduur beperkt zodat de norm niet wordt overschreden. De windturbines worden automatisch afgeschakeld zodra er slagschaduw optreedt bij gevoelige objecten, hiermee is overschrijding van de norm uitgesloten.

Voor de definitieve keuze van het turbinetype wordt ook inzichtelijk gemaakt welke maximale slagschaduwduur en mitigatie van toepassing is gegeven de dimensies van het geselecteerde type windturbine. Dit wordt uiterlijk drie maanden voor start van de bouw toegestuurd aan het bevoegd gezag.

¹ Zonder cumulatie met de andere inrichtingen. Inclusief cumulatie met omliggende windturbines buiten het projectgebied.



BIJLAGE: SLAGSCHADUW EFFECTEN PER ADRES - INRICHTING 1

Inrichting 1 - Klokbekertocht

Adres	X	Y	Slagschaduw uren per jaar [uu:mm]	Cumulatieve Slagschaduw uren per jaar [uu:mm]	Type
Swifterbant, Visvijverweg 32	168.230	511.118	89:06	91:51	Bedrijfswoning 2
Lelystad, Swiferringweg 13	168.360	507.795	84:26	84:38	Bedrijfswoning 5
Swifterbant, Visvijverweg 34	168.141	511.093	77:42	79:44	Bedrijfswoning 3
Lelystad, Swiferringweg 11	168.398	507.864	68:58	69:08	Bedrijfswoning 4
Lelystad, Klokbekerweg 21	167.966	508.259	34:37	34:42	
Lelystad, Swiferringweg 15	168.068	507.795	32:53	32:58	
Swifterbant, Vuursteenweg 22	169.560	508.144	29:13	50:19	
Lelystad, Visvijverweg 39	167.422	510.804	27:30	30:31	
Swifterbant, Vuursteenweg 14	169.238	509.674	27:02	39:21	
Swifterbant, Vuursteenweg 8	169.113	510.124	26:14	37:54	
Lelystad, Visvijverweg 41	167.383	510.785	25:30	27:50	
Swifterbant, Vuursteenweg 16	169.413	509.055	25:13	46:22	
Swifterbant, Vuursteenweg 23	169.627	508.114	25:09	45:23	
Swifterbant, Vuursteenweg 18	169.425	509.011	24:52	44:46	
Swifterbant, Vuursteenweg 24	169.569	508.008	24:35	40:30	
Swifterbant, Vuursteenweg 6	169.031	510.400	24:22	39:22	
Swifterbant, Vuursteenweg 13	169.305	509.693	24:17	39:07	
Swifterbant, Vuursteenweg 21	169.617	508.492	24:14	44:27	
Swifterbant, Vuursteenweg 25	169.629	508.047	24:02	42:04	
Swifterbant, Vuursteenweg 7	169.180	510.148	23:47	37:03	
Swifterbant, Vuursteenweg 15	169.467	509.098	22:26	46:04	
Swifterbant, Vuursteenweg 5	169.096	510.442	22:02	39:16	
Swifterbant, Vuursteenweg 4	168.893	510.904	21:05	33:29	
Swifterbant, Vuursteenweg 17	169.482	509.026	21:00	41:58	
Swifterbant, Vuursteenweg 28	169.588	507.444	20:58	38:16	
Lelystad, Visvijverweg 38	167.140	511.157	20:51	26:11	
Lelystad, Visvijverweg 40	167.112	511.181	18:34	24:17	
Lelystad, Visvijverweg 42	167.046	510.679	17:39	18:53	
Lelystad, Klokbekerweg 10	167.362	508.869	16:57	16:59	
Swifterbant, Vuursteenweg 33	169.679	506.619	16:55	16:57	
Lelystad, Visvijverweg 36	167.079	511.208	16:14	22:26	
Lelystad, Klokbekerweg 15	167.422	509.177	15:58	16:00	
Lelystad, Swiferringweg 17	167.499	507.356	15:49	15:51	
Swifterbant, Vuursteenweg 1	168.946	511.010	15:43	28:38	
Lelystad, Klokbekerweg 17	167.465	508.829	15:29	15:31	
Lelystad, Klokbekerweg 7	167.157	510.141	14:41	14:43	
Swifterbant, Vuursteenweg 27	169.647	507.514	14:36	32:32	
Lelystad, Klokbekerweg 9	167.246	509.633	13:13	13:14	
Lelystad, Klokbekerweg 4	167.167	509.613	11:52	11:53	
Lelystad, Bijlweg 2	167.323	508.333	11:42	11:44	
Swifterbant, Kligenweg 10	168.605	511.669	11:16	18:41	
Swifterbant, Vuursteenweg 30	169.602	507.144	11:05	19:29	
Swifterbant, Vuursteenweg 32	169.622	506.591	10:44	10:46	
Swifterbant, Vuursteenweg 31	169.660	507.146	10:44	20:35	
Swifterbant, Kligenweg 8	168.750	511.734	8:55	17:36	
Lelystad, Bijlweg 3	167.299	508.207	7:48	7:49	
Lelystad, Bijlweg 13	166.400	507.281	5:45	5:46	



BIJLAGE: WINDPRO OUTPUT INRICHTING 1

SHADOW - Main Result

Calculation: Slagschaduw WPBlauw - Vergunningen - Inrichting 1 Klokbekeertocht

Assumptions for shadow calculations

Maximum distance for influence
 Calculate only when more than 20 % of sun is covered by the blade
 Please look in WTG table

Minimum sun height over horizon for influence 5 °
 Day step for calculation 1 days
 Time step for calculation 1 minutes

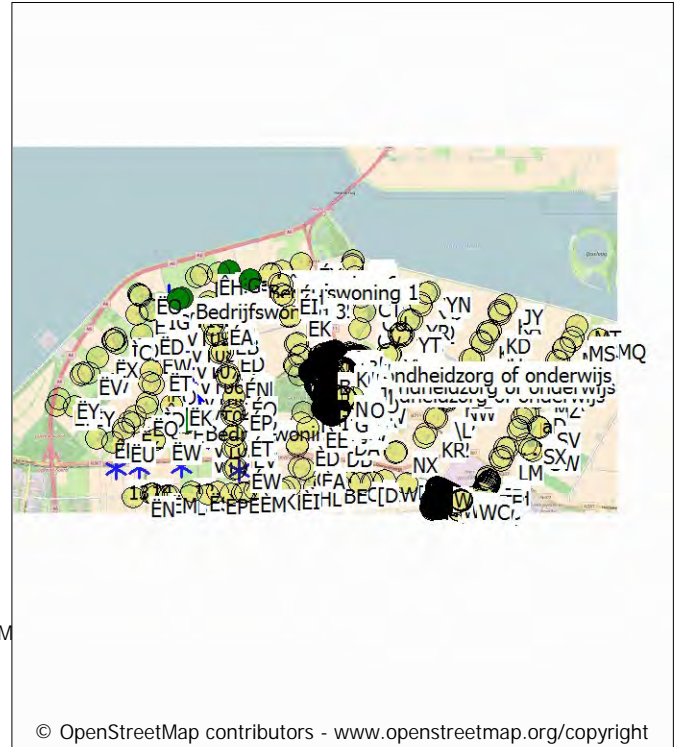
Sunshine probability S (Average daily sunshine hours) []
 Jan Feb Mar Apr May Jun Jul Aug Sep Oct Nov Dec
 2.11 3.10 5.00 6.82 7.26 7.17 7.02 6.80 5.35 3.93 2.03 1.78

Operational hours are calculated from WTGs in calculation and wind distribution:
 EmdConwx_N52.580_E005.600 (1)

Operational time
 N NNE ENE E ESE SSE S SSW WSW W WNW NNW Sum
 472 402 511 622 477 414 610 1,060 1,309 958 669 718 8,222
 Idle start wind speed: Cut in wind speed from power curve

A ZVI (Zones of Visual Influence) calculation is performed before flicker calculation so non visible WTG do not contribute to calculated flicker values. A WTG will be visible if it is visible from any part of the receiver window. The ZVI calculation is based on the following assumptions:
 Height contours used: Project Wizard Elevation Data Grid (SRTM: Shuttle DTM)
 Obstacles used in calculation
 Eye height: 1.5 m
 Grid resolution: 10.0 m

All coordinates are in
 Dutch Stereo-RD/NAP 2008



© OpenStreetMap contributors - www.openstreetmap.org/copyright
 Scale 1:200,000
 New WTG Existing WTG Shadow receptor

WTGs

	X (east)	Y (north)	Z [m]	Row data/Description	WTG type			Power, rated [kW]	Rotor diameter [m]	Hub height [m]	Shadow data	
					Valid	Manufact.	Type-generator				Calculation distance [m]	RPM [RPM]
11	169,745	506,572	-4.7	LAGERWEY 80 18.0 !O! hub: 40...No		LAGERWEY	-80	80	18.0	40.0	216	120.0
12	168,228	506,663	-5.0	LAGERWEY L100-2.5MW 2520 1... Yes		LAGERWEY	L100-2.5MW-2,520	2,520	100.0	135.0	1,527	15.2
13	166,479	506,599	-6.0	ENERCON E-115 3000 115.7 !O!... No		ENERCON	E-115-3,000	3,000	115.7	135.4	2,067	12.4
14	167,079	506,621	-5.7	ENERCON E-115 3000 115.7 !O!... No		ENERCON	E-115-3,000	3,000	115.7	135.4	2,067	12.4
VT01	168,732	507,340	-7.0	WPBlauw WT4 5000 164.0 !-! h... No		WPBlauw	WT4-5,000	5,000	164.0	131.0	1,968	11.0
VT02	168,716	507,767	-6.0	WPBlauw WT4 5000 164.0 !-! h... No		WPBlauw	WT4-5,000	5,000	164.0	131.0	1,968	11.0
VT03	168,700	508,195	-5.2	WPBlauw WT4 5000 164.0 !-! h... No		WPBlauw	WT4-5,000	5,000	164.0	131.0	1,968	11.0
VT04	168,588	508,608	-4.8	WPBlauw WT4 5000 164.0 !-! h... No		WPBlauw	WT4-5,000	5,000	164.0	131.0	1,968	11.0
VT05	168,476	509,021	-4.0	WPBlauw WT4 5000 164.0 !-! h... No		WPBlauw	WT4-5,000	5,000	164.0	131.0	1,968	11.0
VT06	168,364	509,434	-4.0	WPBlauw WT4 5000 164.0 !-! h... No		WPBlauw	WT4-5,000	5,000	164.0	131.0	1,968	11.0
VT07	168,252	509,848	-4.0	WPBlauw WT4 5000 164.0 !-! h... No		WPBlauw	WT4-5,000	5,000	164.0	131.0	1,968	11.0
VT08	168,136	510,274	-6.0	WPBlauw WT4 5000 164.0 !-! h... No		WPBlauw	WT4-5,000	5,000	164.0	131.0	1,968	11.0
VT09	168,014	510,724	-2.4	WPBlauw WT4 5000 164.0 !-! h... No		WPBlauw	WT4-5,000	5,000	164.0	131.0	1,968	11.0
VT10	167,886	511,196	-4.8	WPBlauw WT4 5000 164.0 !-! h... No		WPBlauw	WT4-5,000	5,000	164.0	131.0	1,968	11.0

Shadow receptor-Input

No.	Name	X (east)	Y (north)	Z [m]	Width [m]	Height [m]	Height a.g.l. [m]	Degrees from south cw [°]	Slope of window [°]	Direction mode
A		172,549	508,457	-4.4	5.0	8.0	0.5	0.0	90.0	"Green house mode"
B		172,541	508,464	-4.6	5.0	8.0	0.5	0.0	90.0	"Green house mode"
C		172,533	508,470	-4.8	5.0	8.0	0.5	0.0	90.0	"Green house mode"
D		172,275	508,684	-3.6	5.0	8.0	0.5	0.0	90.0	"Green house mode"
E		172,272	508,678	-3.7	5.0	8.0	0.5	0.0	90.0	"Green house mode"
F		172,261	508,666	-4.0	5.0	8.0	0.5	0.0	90.0	"Green house mode"
G		172,256	508,664	-4.0	5.0	8.0	0.5	0.0	90.0	"Green house mode"
H		172,241	508,659	-4.3	5.0	8.0	0.5	0.0	90.0	"Green house mode"

To be continued on next page...

SHADOW - Main Result

Calculation: Slagschaduw WPBlauw - Vergunningen - Inrichting 1 Klokbekeertocht

...continued from previous page

No.	Name	X (east)	Y (north)	Z	Width	Height	Height a.g.l.	Degrees from south CW [°]	Slope of window [°]	Direction mode
I		172,217	508,660	-5.0	5.0	8.0	0.5	0.0	90.0	"Green house mode"
J		172,212	508,662	-4.9	5.0	8.0	0.5	0.0	90.0	"Green house mode"
K		172,198	508,671	-4.8	5.0	8.0	0.5	0.0	90.0	"Green house mode"
L		172,194	508,675	-4.8	5.0	8.0	0.5	0.0	90.0	"Green house mode"
M		172,153	508,652	-5.7	5.0	8.0	0.5	0.0	90.0	"Green house mode"
N		172,135	508,632	-6.0	5.0	8.0	0.5	0.0	90.0	"Green house mode"
O		172,987	508,612	-3.6	5.0	8.0	0.5	0.0	90.0	"Green house mode"
P		172,666	508,415	-4.9	5.0	8.0	0.5	0.0	90.0	"Green house mode"
Q		172,640	508,362	-3.2	5.0	8.0	0.5	0.0	90.0	"Green house mode"
R		172,651	508,377	-3.5	5.0	8.0	0.5	0.0	90.0	"Green house mode"
S		172,615	508,341	-3.0	5.0	8.0	0.5	0.0	90.0	"Green house mode"
T		172,581	508,195	-2.8	5.0	8.0	0.5	0.0	90.0	"Green house mode"
U		171,959	508,543	-4.2	5.0	8.0	0.5	0.0	90.0	"Green house mode"
V		171,963	508,538	-4.1	5.0	8.0	0.5	0.0	90.0	"Green house mode"
W		171,969	508,528	-3.9	5.0	8.0	0.5	0.0	90.0	"Green house mode"
X		171,972	508,523	-3.8	5.0	8.0	0.5	0.0	90.0	"Green house mode"
Y		171,979	508,513	-3.8	5.0	8.0	0.5	0.0	90.0	"Green house mode"
Z		171,982	508,507	-3.8	5.0	8.0	0.5	0.0	90.0	"Green house mode"
[A		175,574	505,775	-5.2	5.0	8.0	0.5	0.0	90.0	"Green house mode"
[B		176,343	506,195	-5.0	5.0	8.0	0.5	0.0	90.0	"Green house mode"
[C		175,706	509,083	-3.3	5.0	8.0	0.5	0.0	90.0	"Green house mode"
[D		172,966	506,218	-4.1	5.0	8.0	0.5	0.0	90.0	"Green house mode"
[E		175,137	505,656	-4.9	5.0	8.0	0.5	0.0	90.0	"Green house mode"
[F		175,187	505,643	-4.6	5.0	8.0	0.5	0.0	90.0	"Green house mode"
[G		175,570	505,697	-3.8	5.0	8.0	0.5	0.0	90.0	"Green house mode"
[H		173,753	509,639	-4.5	5.0	8.0	0.5	0.0	90.0	"Green house mode"
[I		175,255	505,763	-5.0	5.0	8.0	0.5	0.0	90.0	"Green house mode"
[J		176,017	505,873	-2.7	5.0	8.0	0.5	0.0	90.0	"Green house mode"
[K		175,667	505,804	-5.9	5.0	8.0	0.5	0.0	90.0	"Green house mode"
[L		175,445	505,926	-5.0	5.0	8.0	0.5	0.0	90.0	"Green house mode"
[M		175,473	505,884	-5.2	5.0	8.0	0.5	0.0	90.0	"Green house mode"
[N		175,189	505,581	-6.0	5.0	8.0	0.5	0.0	90.0	"Green house mode"
[O		175,322	505,843	-5.0	5.0	8.0	0.5	0.0	90.0	"Green house mode"
[P		175,358	505,663	-5.6	5.0	8.0	0.5	0.0	90.0	"Green house mode"
[Q		175,244	505,628	-5.0	5.0	8.0	0.5	0.0	90.0	"Green house mode"
[R		175,241	505,624	-5.0	5.0	8.0	0.5	0.0	90.0	"Green house mode"
[S		175,239	505,618	-5.1	5.0	8.0	0.5	0.0	90.0	"Green house mode"
[T		175,237	505,614	-5.1	5.0	8.0	0.5	0.0	90.0	"Green house mode"
[U		175,234	505,609	-5.2	5.0	8.0	0.5	0.0	90.0	"Green house mode"
[V		175,231	505,604	-5.3	5.0	8.0	0.5	0.0	90.0	"Green house mode"
[W		175,229	505,599	-5.3	5.0	8.0	0.5	0.0	90.0	"Green house mode"
[X		175,226	505,594	-5.4	5.0	8.0	0.5	0.0	90.0	"Green house mode"
[Y		175,222	505,589	-5.5	5.0	8.0	0.5	0.0	90.0	"Green house mode"
[Z		175,217	505,585	-5.7	5.0	8.0	0.5	0.0	90.0	"Green house mode"
\A		175,210	505,582	-5.8	5.0	8.0	0.5	0.0	90.0	"Green house mode"
\B		175,199	505,582	-6.0	5.0	8.0	0.5	0.0	90.0	"Green house mode"
\C		175,194	505,582	-6.0	5.0	8.0	0.5	0.0	90.0	"Green house mode"
\D		175,178	505,581	-6.0	5.0	8.0	0.5	0.0	90.0	"Green house mode"
\E		175,173	505,579	-6.0	5.0	8.0	0.5	0.0	90.0	"Green house mode"
\F		175,168	505,579	-6.0	5.0	8.0	0.5	0.0	90.0	"Green house mode"
\G		175,162	505,579	-5.9	5.0	8.0	0.5	0.0	90.0	"Green house mode"
\H		175,156	505,578	-5.7	5.0	8.0	0.5	0.0	90.0	"Green house mode"
\I		175,151	505,577	-5.6	5.0	8.0	0.5	0.0	90.0	"Green house mode"
\J		175,146	505,577	-5.5	5.0	8.0	0.5	0.0	90.0	"Green house mode"
\K		175,140	505,576	-5.3	5.0	8.0	0.5	0.0	90.0	"Green house mode"
\L		175,001	507,955	-4.3	5.0	8.0	0.5	0.0	90.0	"Green house mode"
\M		175,653	505,654	-5.0	5.0	8.0	0.5	0.0	90.0	"Green house mode"
\N		175,319	505,929	-5.0	5.0	8.0	0.5	0.0	90.0	"Green house mode"
\O		175,277	505,949	-6.0	5.0	8.0	0.5	0.0	90.0	"Green house mode"
\P		175,278	505,953	-6.0	5.0	8.0	0.5	0.0	90.0	"Green house mode"
\Q		175,281	505,958	-5.9	5.0	8.0	0.5	0.0	90.0	"Green house mode"
\R		175,283	505,963	-5.9	5.0	8.0	0.5	0.0	90.0	"Green house mode"
\S		175,287	505,967	-5.9	5.0	8.0	0.5	0.0	90.0	"Green house mode"
\T		175,289	505,971	-5.9	5.0	8.0	0.5	0.0	90.0	"Green house mode"
\U		175,291	505,975	-5.9	5.0	8.0	0.5	0.0	90.0	"Green house mode"

To be continued on next page...

SHADOW - Main Result

Calculation: Slagschaduw WPBlauw - Vergunningen - Inrichting 1 Klokbekeertocht

...continued from previous page

No.	Name	X (east)	Y (north)	Z	Width	Height	Height a.g.l.	Degrees from south	Slope of window	Direction mode
				[m]	[m]	[m]	[m]	°	°	
\V		175,292	505,981	-6.0	5.0	8.0	0.5	0.0	90.0	"Green house mode"
\W		175,294	505,985	-6.0	5.0	8.0	0.5	0.0	90.0	"Green house mode"
\X		175,297	505,990	-6.0	5.0	8.0	0.5	0.0	90.0	"Green house mode"
\Y		175,299	505,994	-6.0	5.0	8.0	0.5	0.0	90.0	"Green house mode"
\Z		175,301	505,999	-6.0	5.0	8.0	0.5	0.0	90.0	"Green house mode"
]A		175,249	505,963	-5.7	5.0	8.0	0.5	0.0	90.0	"Green house mode"
]B		175,250	505,968	-5.6	5.0	8.0	0.5	0.0	90.0	"Green house mode"
]C		175,252	505,972	-5.5	5.0	8.0	0.5	0.0	90.0	"Green house mode"
]D		175,254	505,977	-5.5	5.0	8.0	0.5	0.0	90.0	"Green house mode"
]E		175,256	505,982	-5.4	5.0	8.0	0.5	0.0	90.0	"Green house mode"
]F		175,258	505,987	-5.6	5.0	8.0	0.5	0.0	90.0	"Green house mode"
]G		175,260	505,991	-5.7	5.0	8.0	0.5	0.0	90.0	"Green house mode"
]H		175,263	505,995	-5.8	5.0	8.0	0.5	0.0	90.0	"Green house mode"
]I		175,265	506,001	-5.9	5.0	8.0	0.5	0.0	90.0	"Green house mode"
]J		175,268	506,005	-5.9	5.0	8.0	0.5	0.0	90.0	"Green house mode"
]K		175,270	506,009	-6.0	5.0	8.0	0.5	0.0	90.0	"Green house mode"
]L		175,272	506,014	-6.0	5.0	8.0	0.5	0.0	90.0	"Green house mode"
]M		175,090	505,840	-5.0	5.0	8.0	0.5	0.0	90.0	"Green house mode"
]N		175,092	505,844	-5.0	5.0	8.0	0.5	0.0	90.0	"Green house mode"
]O		175,094	505,848	-5.0	5.0	8.0	0.5	0.0	90.0	"Green house mode"
]P		175,096	505,853	-5.0	5.0	8.0	0.5	0.0	90.0	"Green house mode"
]Q		175,098	505,857	-5.0	5.0	8.0	0.5	0.0	90.0	"Green house mode"
]R		175,102	505,861	-5.0	5.0	8.0	0.5	0.0	90.0	"Green house mode"
]S		175,104	505,865	-5.0	5.0	8.0	0.5	0.0	90.0	"Green house mode"
]T		175,106	505,869	-5.0	5.0	8.0	0.5	0.0	90.0	"Green house mode"
]U		175,107	505,874	-5.0	5.0	8.0	0.5	0.0	90.0	"Green house mode"
]V		175,109	505,879	-5.0	5.0	8.0	0.5	0.0	90.0	"Green house mode"
]W		175,111	505,883	-5.0	5.0	8.0	0.5	0.0	90.0	"Green house mode"
]X		175,113	505,888	-5.0	5.0	8.0	0.5	0.0	90.0	"Green house mode"
]Y		175,114	505,892	-5.1	5.0	8.0	0.5	0.0	90.0	"Green house mode"
]Z		175,060	505,855	-5.0	5.0	8.0	0.5	0.0	90.0	"Green house mode"
^A		175,061	505,860	-5.0	5.0	8.0	0.5	0.0	90.0	"Green house mode"
^B		175,063	505,864	-5.0	5.0	8.0	0.5	0.0	90.0	"Green house mode"
^C		175,066	505,869	-5.0	5.0	8.0	0.5	0.0	90.0	"Green house mode"
^D		175,067	505,872	-5.0	5.0	8.0	0.5	0.0	90.0	"Green house mode"
^E		175,068	505,878	-5.0	5.0	8.0	0.5	0.0	90.0	"Green house mode"
^F		175,069	505,883	-5.0	5.0	8.0	0.5	0.0	90.0	"Green house mode"
^G		175,072	505,887	-5.0	5.0	8.0	0.5	0.0	90.0	"Green house mode"
^H		175,075	505,890	-5.0	5.0	8.0	0.5	0.0	90.0	"Green house mode"
^I		175,078	505,895	-5.0	5.0	8.0	0.5	0.0	90.0	"Green house mode"
^J		175,079	505,899	-5.0	5.0	8.0	0.5	0.0	90.0	"Green house mode"
^K		175,082	505,903	-5.0	5.0	8.0	0.5	0.0	90.0	"Green house mode"
^L		175,084	505,907	-5.0	5.0	8.0	0.5	0.0	90.0	"Green house mode"
^M		175,134	505,933	-5.5	5.0	8.0	0.5	0.0	90.0	"Green house mode"
^N		175,137	505,938	-5.3	5.0	8.0	0.5	0.0	90.0	"Green house mode"
^O		175,138	505,942	-5.2	5.0	8.0	0.5	0.0	90.0	"Green house mode"
^P		175,140	505,947	-5.1	5.0	8.0	0.5	0.0	90.0	"Green house mode"
^Q		175,143	505,951	-5.0	5.0	8.0	0.5	0.0	90.0	"Green house mode"
^R		175,146	505,955	-5.1	5.0	8.0	0.5	0.0	90.0	"Green house mode"
^S		175,148	505,959	-5.1	5.0	8.0	0.5	0.0	90.0	"Green house mode"
^T		175,150	505,963	-5.2	5.0	8.0	0.5	0.0	90.0	"Green house mode"
^U		175,151	505,968	-5.3	5.0	8.0	0.5	0.0	90.0	"Green house mode"
^V		175,153	505,973	-5.5	5.0	8.0	0.5	0.0	90.0	"Green house mode"
^W		175,155	505,977	-5.6	5.0	8.0	0.5	0.0	90.0	"Green house mode"
^X		175,157	505,981	-5.8	5.0	8.0	0.5	0.0	90.0	"Green house mode"
^Y		175,160	505,985	-5.9	5.0	8.0	0.5	0.0	90.0	"Green house mode"
^Z		175,106	505,947	-5.1	5.0	8.0	0.5	0.0	90.0	"Green house mode"
_A		175,109	505,952	-5.0	5.0	8.0	0.5	0.0	90.0	"Green house mode"
_B		175,111	505,956	-5.0	5.0	8.0	0.5	0.0	90.0	"Green house mode"
_C		175,112	505,961	-5.0	5.0	8.0	0.5	0.0	90.0	"Green house mode"
_D		175,115	505,965	-5.0	5.0	8.0	0.5	0.0	90.0	"Green house mode"
_E		175,115	505,970	-5.0	5.0	8.0	0.5	0.0	90.0	"Green house mode"
_F		175,117	505,975	-5.0	5.0	8.0	0.5	0.0	90.0	"Green house mode"
_G		175,120	505,979	-5.0	5.0	8.0	0.5	0.0	90.0	"Green house mode"
_H		175,124	505,982	-5.0	5.0	8.0	0.5	0.0	90.0	"Green house mode"

To be continued on next page...

SHADOW - Main Result

Calculation: Slagschaduw WPBlauw - Vergunningen - Inrichting 1 Klokbekeertocht

...continued from previous page

No.	Name	X (east)	Y (north)	Z	Width	Height	Height a.g.l.	Degrees from south	Slope of window	Direction mode
				[m]	[m]	[m]	[m]	°	°	
_I		175,125	505,987	-5.2	5.0	8.0	0.5	0.0	90.0	"Green house mode"
_J		175,128	505,991	-5.3	5.0	8.0	0.5	0.0	90.0	"Green house mode"
_K		175,130	505,995	-5.5	5.0	8.0	0.5	0.0	90.0	"Green house mode"
_L		175,132	506,000	-5.6	5.0	8.0	0.5	0.0	90.0	"Green house mode"
_M		175,164	505,724	-5.0	5.0	8.0	0.5	0.0	90.0	"Green house mode"
_N		175,166	505,729	-5.0	5.0	8.0	0.5	0.0	90.0	"Green house mode"
_O		175,169	505,733	-5.1	5.0	8.0	0.5	0.0	90.0	"Green house mode"
_P		175,171	505,738	-5.1	5.0	8.0	0.5	0.0	90.0	"Green house mode"
_Q		175,174	505,742	-5.2	5.0	8.0	0.5	0.0	90.0	"Green house mode"
_R		175,176	505,746	-5.2	5.0	8.0	0.5	0.0	90.0	"Green house mode"
_S		175,178	505,751	-5.2	5.0	8.0	0.5	0.0	90.0	"Green house mode"
_T		175,179	505,756	-5.1	5.0	8.0	0.5	0.0	90.0	"Green house mode"
_U		175,182	505,761	-5.1	5.0	8.0	0.5	0.0	90.0	"Green house mode"
_V		175,184	505,765	-5.0	5.0	8.0	0.5	0.0	90.0	"Green house mode"
_W		175,186	505,770	-5.1	5.0	8.0	0.5	0.0	90.0	"Green house mode"
_X		175,135	505,739	-5.0	5.0	8.0	0.5	0.0	90.0	"Green house mode"
_Y		175,137	505,743	-5.0	5.0	8.0	0.5	0.0	90.0	"Green house mode"
_Z		175,139	505,748	-5.0	5.0	8.0	0.5	0.0	90.0	"Green house mode"
`A		175,141	505,753	-5.0	5.0	8.0	0.5	0.0	90.0	"Green house mode"
`B		175,142	505,759	-5.0	5.0	8.0	0.5	0.0	90.0	"Green house mode"
`C		175,144	505,763	-5.0	5.0	8.0	0.5	0.0	90.0	"Green house mode"
`D		175,146	505,767	-5.0	5.0	8.0	0.5	0.0	90.0	"Green house mode"
`E		175,151	505,770	-5.1	5.0	8.0	0.5	0.0	90.0	"Green house mode"
`F		175,153	505,775	-5.2	5.0	8.0	0.5	0.0	90.0	"Green house mode"
`G		175,155	505,780	-5.3	5.0	8.0	0.5	0.0	90.0	"Green house mode"
`H		175,157	505,784	-5.5	5.0	8.0	0.5	0.0	90.0	"Green house mode"
`I		175,304	505,857	-5.0	5.0	8.0	0.5	0.0	90.0	"Green house mode"
`J		175,295	505,861	-5.0	5.0	8.0	0.5	0.0	90.0	"Green house mode"
`K		174,892	505,586	-6.3	5.0	8.0	0.5	0.0	90.0	"Green house mode"
`L		174,891	505,592	-6.3	5.0	8.0	0.5	0.0	90.0	"Green house mode"
`M		174,890	505,606	-6.3	5.0	8.0	0.5	0.0	90.0	"Green house mode"
`N		174,889	505,611	-6.3	5.0	8.0	0.5	0.0	90.0	"Green house mode"
`O		174,888	505,624	-5.9	5.0	8.0	0.5	0.0	90.0	"Green house mode"
`P		174,887	505,630	-5.8	5.0	8.0	0.5	0.0	90.0	"Green house mode"
`Q		174,885	505,644	-5.5	5.0	8.0	0.5	0.0	90.0	"Green house mode"
`R		174,885	505,649	-5.5	5.0	8.0	0.5	0.0	90.0	"Green house mode"
`S		174,884	505,663	-5.5	5.0	8.0	0.5	0.0	90.0	"Green house mode"
`T		174,883	505,668	-5.5	5.0	8.0	0.5	0.0	90.0	"Green house mode"
`U		174,882	505,682	-5.5	5.0	8.0	0.5	0.0	90.0	"Green house mode"
`V		174,881	505,687	-5.5	5.0	8.0	0.5	0.0	90.0	"Green house mode"
`W		174,880	505,701	-5.4	5.0	8.0	0.5	0.0	90.0	"Green house mode"
`X		174,879	505,707	-5.5	5.0	8.0	0.5	0.0	90.0	"Green house mode"
`Y		174,878	505,720	-5.7	5.0	8.0	0.5	0.0	90.0	"Green house mode"
`Z		174,877	505,726	-5.8	5.0	8.0	0.5	0.0	90.0	"Green house mode"
{A		172,581	508,862	-3.3	5.0	8.0	0.5	0.0	90.0	"Green house mode"
{B		172,632	508,919	-4.0	5.0	8.0	0.5	0.0	90.0	"Green house mode"
{C		172,587	508,858	-3.1	5.0	8.0	0.5	0.0	90.0	"Green house mode"
{D		172,629	508,914	-4.0	5.0	8.0	0.5	0.0	90.0	"Green house mode"
{E		172,592	508,854	-3.0	5.0	8.0	0.5	0.0	90.0	"Green house mode"
{F		172,625	508,909	-3.9	5.0	8.0	0.5	0.0	90.0	"Green house mode"
{G		172,597	508,851	-3.0	5.0	8.0	0.5	0.0	90.0	"Green house mode"
{H		172,622	508,904	-3.8	5.0	8.0	0.5	0.0	90.0	"Green house mode"
{I		172,603	508,847	-3.0	5.0	8.0	0.5	0.0	90.0	"Green house mode"
{J		172,619	508,899	-3.7	5.0	8.0	0.5	0.0	90.0	"Green house mode"
{K		172,633	508,824	-3.1	5.0	8.0	0.5	0.0	90.0	"Green house mode"
{L		172,616	508,895	-3.7	5.0	8.0	0.5	0.0	90.0	"Green house mode"
{M		172,629	508,819	-3.0	5.0	8.0	0.5	0.0	90.0	"Green house mode"
{N		172,612	508,889	-3.5	5.0	8.0	0.5	0.0	90.0	"Green house mode"
{O		172,626	508,814	-3.0	5.0	8.0	0.5	0.0	90.0	"Green house mode"
{P		172,623	508,808	-3.0	5.0	8.0	0.5	0.0	90.0	"Green house mode"
{Q		172,619	508,803	-3.0	5.0	8.0	0.5	0.0	90.0	"Green house mode"
{R		172,616	508,798	-3.0	5.0	8.0	0.5	0.0	90.0	"Green house mode"
{S		172,612	508,793	-3.0	5.0	8.0	0.5	0.0	90.0	"Green house mode"
{T		172,603	508,784	-3.0	5.0	8.0	0.5	0.0	90.0	"Green house mode"
{U		172,600	508,778	-3.2	5.0	8.0	0.5	0.0	90.0	"Green house mode"

To be continued on next page...

SHADOW - Main Result

Calculation: Slagschaduw WPBlauw - Vergunningen - Inrichting 1 Klokbekeertocht

...continued from previous page

No.	Name	X (east)	Y (north)	Z	Width	Height	Height a.g.l.	Degrees from south	Slope of window	Direction mode
				[m]	[m]	[m]	[m]	°	°	
{V		172,596	508,773	-3.3	5.0	8.0	0.5	0.0	90.0	"Green house mode"
{W		172,592	508,768	-3.5	5.0	8.0	0.5	0.0	90.0	"Green house mode"
{X		172,623	508,726	-3.9	5.0	8.0	0.5	0.0	90.0	"Green house mode"
{Y		172,629	508,723	-4.0	5.0	8.0	0.5	0.0	90.0	"Green house mode"
{Z		172,634	508,719	-3.9	5.0	8.0	0.5	0.0	90.0	"Green house mode"
A		172,639	508,715	-3.8	5.0	8.0	0.5	0.0	90.0	"Green house mode"
B		172,646	508,711	-3.6	5.0	8.0	0.5	0.0	90.0	"Green house mode"
C		172,658	508,706	-3.2	5.0	8.0	0.5	0.0	90.0	"Green house mode"
D		172,663	508,702	-3.1	5.0	8.0	0.5	0.0	90.0	"Green house mode"
E		172,669	508,698	-3.0	5.0	8.0	0.5	0.0	90.0	"Green house mode"
F		172,674	508,694	-3.0	5.0	8.0	0.5	0.0	90.0	"Green house mode"
G		172,680	508,690	-3.0	5.0	8.0	0.5	0.0	90.0	"Green house mode"
H		172,708	508,679	-3.0	5.0	8.0	0.5	0.0	90.0	"Green house mode"
I		172,713	508,675	-3.1	5.0	8.0	0.5	0.0	90.0	"Green house mode"
J		172,723	508,669	-3.1	5.0	8.0	0.5	0.0	90.0	"Green house mode"
K		172,728	508,665	-3.1	5.0	8.0	0.5	0.0	90.0	"Green house mode"
L		172,595	509,004	-4.8	5.0	8.0	0.5	0.0	90.0	"Green house mode"
M		172,616	508,976	-3.9	5.0	8.0	0.5	0.0	90.0	"Green house mode"
N		172,603	509,027	-4.4	5.0	8.0	0.5	0.0	90.0	"Green house mode"
O		172,620	508,980	-3.8	5.0	8.0	0.5	0.0	90.0	"Green house mode"
P		172,585	509,049	-4.5	5.0	8.0	0.5	0.0	90.0	"Green house mode"
Q		172,623	508,984	-3.7	5.0	8.0	0.5	0.0	90.0	"Green house mode"
R		172,582	509,069	-3.8	5.0	8.0	0.5	0.0	90.0	"Green house mode"
S		172,596	509,079	-3.4	5.0	8.0	0.5	0.0	90.0	"Green house mode"
T		172,629	508,992	-3.3	5.0	8.0	0.5	0.0	90.0	"Green house mode"
U		172,611	509,094	-3.0	5.0	8.0	0.5	0.0	90.0	"Green house mode"
V		172,633	508,997	-3.0	5.0	8.0	0.5	0.0	90.0	"Green house mode"
W		172,625	509,106	-2.7	5.0	8.0	0.5	0.0	90.0	"Green house mode"
X		172,635	509,011	-2.9	5.0	8.0	0.5	0.0	90.0	"Green house mode"
Y		172,653	509,116	-1.6	5.0	8.0	0.5	0.0	90.0	"Green house mode"
Z		172,657	509,108	-1.8	5.0	8.0	0.5	0.0	90.0	"Green house mode"
}A		172,634	509,033	-3.0	5.0	8.0	0.5	0.0	90.0	"Green house mode"
}B		172,670	509,098	-1.7	5.0	8.0	0.5	0.0	90.0	"Green house mode"
}C		172,629	509,047	-3.0	5.0	8.0	0.5	0.0	90.0	"Green house mode"
}D		172,676	509,094	-1.5	5.0	8.0	0.5	0.0	90.0	"Green house mode"
}E		172,624	509,052	-3.2	5.0	8.0	0.5	0.0	90.0	"Green house mode"
}F		172,614	509,064	-3.4	5.0	8.0	0.5	0.0	90.0	"Green house mode"
}G		172,694	509,082	-1.2	5.0	8.0	0.5	0.0	90.0	"Green house mode"
}H		172,642	509,082	-2.8	5.0	8.0	0.5	0.0	90.0	"Green house mode"
}I		172,698	509,078	-1.3	5.0	8.0	0.5	0.0	90.0	"Green house mode"
}J		172,648	509,078	-2.8	5.0	8.0	0.5	0.0	90.0	"Green house mode"
}K		172,702	509,074	-1.4	5.0	8.0	0.5	0.0	90.0	"Green house mode"
}L		172,706	509,071	-1.4	5.0	8.0	0.5	0.0	90.0	"Green house mode"
}M		172,655	509,071	-2.8	5.0	8.0	0.5	0.0	90.0	"Green house mode"
}N		172,709	509,064	-1.7	5.0	8.0	0.5	0.0	90.0	"Green house mode"
}O		172,658	509,068	-2.9	5.0	8.0	0.5	0.0	90.0	"Green house mode"
}P		172,713	509,056	-1.8	5.0	8.0	0.5	0.0	90.0	"Green house mode"
}Q		172,737	508,789	-3.9	5.0	8.0	0.5	0.0	90.0	"Green house mode"
}R		172,740	508,794	-3.7	5.0	8.0	0.5	0.0	90.0	"Green house mode"
}S		172,746	508,798	-3.5	5.0	8.0	0.5	0.0	90.0	"Green house mode"
}T		172,749	508,804	-3.2	5.0	8.0	0.5	0.0	90.0	"Green house mode"
}U		172,769	508,800	-2.8	5.0	8.0	0.5	0.0	90.0	"Green house mode"
}V		172,774	508,797	-2.8	5.0	8.0	0.5	0.0	90.0	"Green house mode"
}W		172,779	508,794	-2.8	5.0	8.0	0.5	0.0	90.0	"Green house mode"
}X		172,784	508,790	-2.8	5.0	8.0	0.5	0.0	90.0	"Green house mode"
}Y		172,789	508,787	-2.7	5.0	8.0	0.5	0.0	90.0	"Green house mode"
}Z		172,784	508,765	-3.6	5.0	8.0	0.5	0.0	90.0	"Green house mode"
-A		172,781	508,760	-3.8	5.0	8.0	0.5	0.0	90.0	"Green house mode"
-B		172,777	508,755	-4.0	5.0	8.0	0.5	0.0	90.0	"Green house mode"
-C		172,773	508,750	-4.0	5.0	8.0	0.5	0.0	90.0	"Green house mode"
-D		172,769	508,744	-4.0	5.0	8.0	0.5	0.0	90.0	"Green house mode"
-E		172,766	508,740	-4.0	5.0	8.0	0.5	0.0	90.0	"Green house mode"
-F		172,742	508,751	-4.0	5.0	8.0	0.5	0.0	90.0	"Green house mode"
-G		172,736	508,755	-4.0	5.0	8.0	0.5	0.0	90.0	"Green house mode"
-H		172,731	508,759	-4.0	5.0	8.0	0.5	0.0	90.0	"Green house mode"

To be continued on next page...

SHADOW - Main Result

Calculation: Slagschaduw WPBlauw - Vergunningen - Inrichting 1 Klokbekeertocht

...continued from previous page

No.	Name	X (east)	Y (north)	Z	Width	Height	Height a.g.l.	Degrees from south CW [°]	Slope of window [°]	Direction mode
~I		172,726	508,762	-4.0	5.0	8.0	0.5	0.0	90.0	"Green house mode"
~J		172,721	508,766	-4.0	5.0	8.0	0.5	0.0	90.0	"Green house mode"
~K		172,716	508,769	-4.0	5.0	8.0	0.5	0.0	90.0	"Green house mode"
~L		172,699	508,778	-4.0	5.0	8.0	0.5	0.0	90.0	"Green house mode"
~M		172,694	508,781	-4.0	5.0	8.0	0.5	0.0	90.0	"Green house mode"
~N		172,688	508,785	-4.0	5.0	8.0	0.5	0.0	90.0	"Green house mode"
~O		172,683	508,789	-4.0	5.0	8.0	0.5	0.0	90.0	"Green house mode"
~P		172,678	508,792	-4.0	5.0	8.0	0.5	0.0	90.0	"Green house mode"
~Q		172,672	508,796	-4.0	5.0	8.0	0.5	0.0	90.0	"Green house mode"
~R		172,668	508,799	-4.0	5.0	8.0	0.5	0.0	90.0	"Green house mode"
~S		172,663	508,802	-3.9	5.0	8.0	0.5	0.0	90.0	"Green house mode"
~T		172,657	508,806	-3.7	5.0	8.0	0.5	0.0	90.0	"Green house mode"
~U		171,987	509,235	-2.0	5.0	8.0	0.5	0.0	90.0	"Green house mode"
~V		171,993	509,231	-1.9	5.0	8.0	0.5	0.0	90.0	"Green house mode"
~W		171,999	509,227	-1.8	5.0	8.0	0.5	0.0	90.0	"Green house mode"
~X		172,004	509,223	-1.7	5.0	8.0	0.5	0.0	90.0	"Green house mode"
~Y		172,022	509,212	-1.2	5.0	8.0	0.5	0.0	90.0	"Green house mode"
~Z		172,296	508,669	-3.8	5.0	8.0	0.5	0.0	90.0	"Green house mode"
iA		171,995	508,488	-3.5	5.0	8.0	0.5	0.0	90.0	"Green house mode"
iB		171,999	508,484	-3.5	5.0	8.0	0.5	0.0	90.0	"Green house mode"
iC		172,009	508,475	-3.5	5.0	8.0	0.5	0.0	90.0	"Green house mode"
iD		172,012	508,470	-3.7	5.0	8.0	0.5	0.0	90.0	"Green house mode"
iE		172,021	508,460	-4.2	5.0	8.0	0.5	0.0	90.0	"Green house mode"
iF		172,025	508,456	-4.5	5.0	8.0	0.5	0.0	90.0	"Green house mode"
iG		172,557	509,043	-4.6	5.0	8.0	0.5	0.0	90.0	"Green house mode"
iH		172,515	509,021	-3.0	5.0	8.0	0.5	0.0	90.0	"Green house mode"
iI		172,568	509,012	-5.0	5.0	8.0	0.5	0.0	90.0	"Green house mode"
iJ		172,521	509,017	-3.3	5.0	8.0	0.5	0.0	90.0	"Green house mode"
iK		172,526	509,013	-3.6	5.0	8.0	0.5	0.0	90.0	"Green house mode"
iL		172,632	508,960	-3.9	5.0	8.0	0.5	0.0	90.0	"Green house mode"
iM		172,530	509,009	-3.8	5.0	8.0	0.5	0.0	90.0	"Green house mode"
iN		172,551	508,981	-4.9	5.0	8.0	0.5	0.0	90.0	"Green house mode"
iO		172,641	508,954	-3.9	5.0	8.0	0.5	0.0	90.0	"Green house mode"
iP		172,377	508,241	-4.8	5.0	8.0	0.5	0.0	90.0	"Green house mode"
iQ		172,371	508,244	-4.9	5.0	8.0	0.5	0.0	90.0	"Green house mode"
iR		172,428	508,246	-3.4	5.0	8.0	0.5	0.0	90.0	"Green house mode"
iS		172,387	508,232	-4.5	5.0	8.0	0.5	0.0	90.0	"Green house mode"
iT		172,432	508,254	-3.3	5.0	8.0	0.5	0.0	90.0	"Green house mode"
iU		172,394	508,228	-4.3	5.0	8.0	0.5	0.0	90.0	"Green house mode"
iV		172,439	508,264	-3.2	5.0	8.0	0.5	0.0	90.0	"Green house mode"
iW		171,987	509,058	-3.0	5.0	8.0	0.5	0.0	90.0	"Green house mode"
iX		171,994	509,103	-3.0	5.0	8.0	0.5	0.0	90.0	"Green house mode"
iY		171,980	509,054	-3.0	5.0	8.0	0.5	0.0	90.0	"Green house mode"
iZ		171,988	509,100	-3.0	5.0	8.0	0.5	0.0	90.0	"Green house mode"
jA		172,011	509,493	-4.3	5.0	8.0	0.5	0.0	90.0	"Green house mode"
jB		172,026	509,535	-4.3	5.0	8.0	0.5	0.0	90.0	"Green house mode"
jC		172,031	509,538	-4.3	5.0	8.0	0.5	0.0	90.0	"Green house mode"
jD		172,043	509,516	-3.9	5.0	8.0	0.5	0.0	90.0	"Green house mode"
jE		172,042	509,545	-4.3	5.0	8.0	0.5	0.0	90.0	"Green house mode"
jF		172,060	509,527	-4.0	5.0	8.0	0.5	0.0	90.0	"Green house mode"
jG		172,048	509,549	-4.3	5.0	8.0	0.5	0.0	90.0	"Green house mode"
jH		172,077	509,537	-3.6	5.0	8.0	0.5	0.0	90.0	"Green house mode"
jI		172,073	509,563	-3.5	5.0	8.0	0.5	0.0	90.0	"Green house mode"
jJ		172,799	508,887	-3.1	5.0	8.0	0.5	0.0	90.0	"Green house mode"
jK		172,782	508,842	-2.0	5.0	8.0	0.5	0.0	90.0	"Green house mode"
jL		172,779	508,837	-2.0	5.0	8.0	0.5	0.0	90.0	"Green house mode"
jM		172,775	508,832	-2.1	5.0	8.0	0.5	0.0	90.0	"Green house mode"
jN		172,807	508,832	-2.4	5.0	8.0	0.5	0.0	90.0	"Green house mode"
jO		172,811	508,829	-2.3	5.0	8.0	0.5	0.0	90.0	"Green house mode"
jP		172,817	508,825	-2.3	5.0	8.0	0.5	0.0	90.0	"Green house mode"
jQ		172,822	508,822	-2.3	5.0	8.0	0.5	0.0	90.0	"Green house mode"
jR		172,826	508,819	-2.3	5.0	8.0	0.5	0.0	90.0	"Green house mode"
jS		172,832	508,816	-2.4	5.0	8.0	0.5	0.0	90.0	"Green house mode"
jT		172,880	508,782	-2.7	5.0	8.0	0.5	0.0	90.0	"Green house mode"
jU		172,234	508,869	-3.4	5.0	8.0	0.5	0.0	90.0	"Green house mode"

To be continued on next page...

SHADOW - Main Result

Calculation: Slagschaduw WPBlauw - Vergunningen - Inrichting 1 Klokbekeertocht

...continued from previous page

No.	Name	X (east)	Y (north)	Z	Width	Height	Height a.g.l.	Degrees from south	Slope of window	Direction mode
				[m]	[m]	[m]	[m]	[°]	[°]	
V		172,236	508,817	-3.9	5.0	8.0	0.5	0.0	90.0	"Green house mode"
W		172,240	508,872	-3.3	5.0	8.0	0.5	0.0	90.0	"Green house mode"
X		172,247	508,835	-3.3	5.0	8.0	0.5	0.0	90.0	"Green house mode"
Y		172,251	508,879	-3.0	5.0	8.0	0.5	0.0	90.0	"Green house mode"
Z		172,261	508,845	-3.2	5.0	8.0	0.5	0.0	90.0	"Green house mode"
^A		172,243	508,410	-3.9	5.0	8.0	0.5	0.0	90.0	"Green house mode"
^B		172,304	508,379	-3.0	5.0	8.0	0.5	0.0	90.0	"Green house mode"
^C		172,250	508,419	-4.2	5.0	8.0	0.5	0.0	90.0	"Green house mode"
^D		172,324	508,366	-3.4	5.0	8.0	0.5	0.0	90.0	"Green house mode"
^E		172,253	508,425	-4.4	5.0	8.0	0.5	0.0	90.0	"Green house mode"
^F		172,347	508,352	-4.0	5.0	8.0	0.5	0.0	90.0	"Green house mode"
^G		172,257	508,432	-4.6	5.0	8.0	0.5	0.0	90.0	"Green house mode"
^H		172,362	508,339	-4.0	5.0	8.0	0.5	0.0	90.0	"Green house mode"
^I		172,262	508,438	-4.6	5.0	8.0	0.5	0.0	90.0	"Green house mode"
^J		172,379	508,330	-4.0	5.0	8.0	0.5	0.0	90.0	"Green house mode"
^K		172,267	508,445	-4.6	5.0	8.0	0.5	0.0	90.0	"Green house mode"
^L		172,396	508,319	-4.0	5.0	8.0	0.5	0.0	90.0	"Green house mode"
^M		172,270	508,451	-4.4	5.0	8.0	0.5	0.0	90.0	"Green house mode"
^N		172,289	508,426	-4.0	5.0	8.0	0.5	0.0	90.0	"Green house mode"
^O		172,305	508,413	-4.0	5.0	8.0	0.5	0.0	90.0	"Green house mode"
^P		172,323	508,399	-3.5	5.0	8.0	0.5	0.0	90.0	"Green house mode"
^Q		172,339	508,388	-3.4	5.0	8.0	0.5	0.0	90.0	"Green house mode"
^R		172,360	508,375	-3.9	5.0	8.0	0.5	0.0	90.0	"Green house mode"
^S		172,372	508,365	-4.0	5.0	8.0	0.5	0.0	90.0	"Green house mode"
^T		172,385	508,357	-4.0	5.0	8.0	0.5	0.0	90.0	"Green house mode"
^U		172,411	508,340	-4.0	5.0	8.0	0.5	0.0	90.0	"Green house mode"
^V		172,126	509,568	-2.3	5.0	8.0	0.5	0.0	90.0	"Green house mode"
^W		172,078	509,566	-3.4	5.0	8.0	0.5	0.0	90.0	"Green house mode"
^X		172,133	509,579	-2.1	5.0	8.0	0.5	0.0	90.0	"Green house mode"
^Y		172,103	509,582	-2.9	5.0	8.0	0.5	0.0	90.0	"Green house mode"
^Z		172,138	509,590	-2.1	5.0	8.0	0.5	0.0	90.0	"Green house mode"
^A		172,033	508,183	-4.0	5.0	8.0	0.5	0.0	90.0	"Green house mode"
^B		172,115	508,204	-3.4	5.0	8.0	0.5	0.0	90.0	"Green house mode"
^C		172,124	508,625	-5.8	5.0	8.0	0.5	0.0	90.0	"Green house mode"
^D		172,111	508,620	-5.7	5.0	8.0	0.5	0.0	90.0	"Green house mode"
^E		172,131	508,598	-4.3	5.0	8.0	0.5	0.0	90.0	"Green house mode"
^F		172,142	508,588	-3.7	5.0	8.0	0.5	0.0	90.0	"Green house mode"
^G		172,153	508,580	-3.6	5.0	8.0	0.5	0.0	90.0	"Green house mode"
^H		172,180	508,559	-4.0	5.0	8.0	0.5	0.0	90.0	"Green house mode"
^I		172,188	508,554	-4.0	5.0	8.0	0.5	0.0	90.0	"Green house mode"
^J		172,211	508,541	-4.0	5.0	8.0	0.5	0.0	90.0	"Green house mode"
^K		172,221	508,536	-4.0	5.0	8.0	0.5	0.0	90.0	"Green house mode"
^L		172,283	508,188	-4.2	5.0	8.0	0.5	0.0	90.0	"Green house mode"
^M		172,275	508,193	-4.4	5.0	8.0	0.5	0.0	90.0	"Green house mode"
^N		172,271	508,196	-4.6	5.0	8.0	0.5	0.0	90.0	"Green house mode"
^O		172,267	508,199	-4.7	5.0	8.0	0.5	0.0	90.0	"Green house mode"
^P		172,262	508,202	-4.8	5.0	8.0	0.5	0.0	90.0	"Green house mode"
^Q		172,254	508,208	-5.0	5.0	8.0	0.5	0.0	90.0	"Green house mode"
^R		172,250	508,211	-5.0	5.0	8.0	0.5	0.0	90.0	"Green house mode"
^S		172,246	508,214	-5.0	5.0	8.0	0.5	0.0	90.0	"Green house mode"
^T		172,212	508,211	-4.9	5.0	8.0	0.5	0.0	90.0	"Green house mode"
^U		172,210	508,207	-4.9	5.0	8.0	0.5	0.0	90.0	"Green house mode"
^V		172,203	508,198	-5.0	5.0	8.0	0.5	0.0	90.0	"Green house mode"
^W		172,201	508,194	-5.0	5.0	8.0	0.5	0.0	90.0	"Green house mode"
^X		172,198	508,190	-5.0	5.0	8.0	0.5	0.0	90.0	"Green house mode"
^Y		172,195	508,186	-5.0	5.0	8.0	0.5	0.0	90.0	"Green house mode"
^Z		172,192	508,182	-5.0	5.0	8.0	0.5	0.0	90.0	"Green house mode"
^A		172,127	508,766	-4.6	5.0	8.0	0.5	0.0	90.0	"Green house mode"
^B		172,308	508,626	-4.0	5.0	8.0	0.5	0.0	90.0	"Green house mode"
^C		172,313	508,623	-4.0	5.0	8.0	0.5	0.0	90.0	"Green house mode"
^D		172,609	508,701	-4.0	5.0	8.0	0.5	0.0	90.0	"Green house mode"
^E		172,585	508,655	-3.0	5.0	8.0	0.5	0.0	90.0	"Green house mode"
^F		172,606	508,696	-4.0	5.0	8.0	0.5	0.0	90.0	"Green house mode"
^G		172,589	508,651	-3.0	5.0	8.0	0.5	0.0	90.0	"Green house mode"
^H		172,602	508,691	-4.0	5.0	8.0	0.5	0.0	90.0	"Green house mode"

To be continued on next page...

SHADOW - Main Result

Calculation: Slagschaduw WPBlauw - Vergunningen - Inrichting 1 Klokbekeertocht

...continued from previous page

No.	Name	X (east)	Y (north)	Z	Width	Height	Height a.g.l.	Degrees from south	Slope of window	Direction mode
				[m]	[m]	[m]	[m]	°	°	
1		172,595	508,648	-3.0	5.0	8.0	0.5	0.0	90.0	"Green house mode"
J		172,599	508,686	-3.8	5.0	8.0	0.5	0.0	90.0	"Green house mode"
K		172,600	508,645	-3.0	5.0	8.0	0.5	0.0	90.0	"Green house mode"
L		172,596	508,681	-3.6	5.0	8.0	0.5	0.0	90.0	"Green house mode"
M		172,605	508,641	-3.0	5.0	8.0	0.5	0.0	90.0	"Green house mode"
N		172,592	508,676	-3.5	5.0	8.0	0.5	0.0	90.0	"Green house mode"
O		172,610	508,638	-3.0	5.0	8.0	0.5	0.0	90.0	"Green house mode"
P		172,542	508,609	-2.8	5.0	8.0	0.5	0.0	90.0	"Green house mode"
Q		172,595	508,605	-3.8	5.0	8.0	0.5	0.0	90.0	"Green house mode"
R		172,588	508,610	-3.6	5.0	8.0	0.5	0.0	90.0	"Green house mode"
S		172,533	508,595	-2.6	5.0	8.0	0.5	0.0	90.0	"Green house mode"
T		172,580	508,615	-3.3	5.0	8.0	0.5	0.0	90.0	"Green house mode"
U		172,106	508,708	-4.1	5.0	8.0	0.5	0.0	90.0	"Green house mode"
V		171,893	509,085	-3.0	5.0	8.0	0.5	0.0	90.0	"Green house mode"
W		171,896	509,080	-3.0	5.0	8.0	0.5	0.0	90.0	"Green house mode"
X		171,899	509,075	-3.0	5.0	8.0	0.5	0.0	90.0	"Green house mode"
Y		171,903	509,070	-3.0	5.0	8.0	0.5	0.0	90.0	"Green house mode"
Z		171,906	509,065	-3.0	5.0	8.0	0.5	0.0	90.0	"Green house mode"
A		172,236	508,952	-3.0	5.0	8.0	0.5	0.0	90.0	"Green house mode"
B		172,056	508,884	-3.2	5.0	8.0	0.5	0.0	90.0	"Green house mode"
C		172,059	508,879	-3.1	5.0	8.0	0.5	0.0	90.0	"Green house mode"
D		172,061	508,872	-3.2	5.0	8.0	0.5	0.0	90.0	"Green house mode"
E		172,065	508,867	-3.3	5.0	8.0	0.5	0.0	90.0	"Green house mode"
F		172,067	508,861	-3.5	5.0	8.0	0.5	0.0	90.0	"Green house mode"
G		172,070	508,856	-3.7	5.0	8.0	0.5	0.0	90.0	"Green house mode"
H		172,074	508,851	-3.9	5.0	8.0	0.5	0.0	90.0	"Green house mode"
I		172,423	508,308	-4.0	5.0	8.0	0.5	0.0	90.0	"Green house mode"
J		172,456	508,411	-4.0	5.0	8.0	0.5	0.0	90.0	"Green house mode"
K		172,438	508,329	-4.0	5.0	8.0	0.5	0.0	90.0	"Green house mode"
L		172,463	508,421	-4.0	5.0	8.0	0.5	0.0	90.0	"Green house mode"
M		172,093	508,410	-4.3	5.0	8.0	0.5	0.0	90.0	"Green house mode"
N		172,103	508,425	-4.0	5.0	8.0	0.5	0.0	90.0	"Green house mode"
O		172,129	508,413	-4.0	5.0	8.0	0.5	0.0	90.0	"Green house mode"
P		172,461	508,365	-4.0	5.0	8.0	0.5	0.0	90.0	"Green house mode"
Q		172,470	508,431	-4.0	5.0	8.0	0.5	0.0	90.0	"Green house mode"
R		172,472	508,381	-4.0	5.0	8.0	0.5	0.0	90.0	"Green house mode"
S		172,476	508,440	-4.0	5.0	8.0	0.5	0.0	90.0	"Green house mode"
T		172,483	508,394	-4.0	5.0	8.0	0.5	0.0	90.0	"Green house mode"
U		172,490	508,461	-4.5	5.0	8.0	0.5	0.0	90.0	"Green house mode"
V		172,114	508,440	-4.0	5.0	8.0	0.5	0.0	90.0	"Green house mode"
W		172,134	508,422	-4.0	5.0	8.0	0.5	0.0	90.0	"Green house mode"
X		172,129	508,464	-4.0	5.0	8.0	0.5	0.0	90.0	"Green house mode"
Y		172,139	508,477	-4.0	5.0	8.0	0.5	0.0	90.0	"Green house mode"
Z		172,153	508,450	-4.0	5.0	8.0	0.5	0.0	90.0	"Green house mode"
A		172,120	509,297	-2.0	5.0	8.0	0.5	0.0	90.0	"Green house mode"
B		172,177	509,300	-2.0	5.0	8.0	0.5	0.0	90.0	"Green house mode"
C		172,132	509,289	-2.0	5.0	8.0	0.5	0.0	90.0	"Green house mode"
D		172,146	509,281	-2.0	5.0	8.0	0.5	0.0	90.0	"Green house mode"
E		172,006	509,079	-3.0	5.0	8.0	0.5	0.0	90.0	"Green house mode"
F		172,001	509,037	-3.0	5.0	8.0	0.5	0.0	90.0	"Green house mode"
G		172,009	509,073	-3.0	5.0	8.0	0.5	0.0	90.0	"Green house mode"
H		172,006	509,031	-3.0	5.0	8.0	0.5	0.0	90.0	"Green house mode"
I		172,013	509,068	-3.0	5.0	8.0	0.5	0.0	90.0	"Green house mode"
J		172,009	509,025	-3.2	5.0	8.0	0.5	0.0	90.0	"Green house mode"
K		172,016	509,063	-3.0	5.0	8.0	0.5	0.0	90.0	"Green house mode"
L		172,013	509,019	-3.4	5.0	8.0	0.5	0.0	90.0	"Green house mode"
M		172,016	509,012	-3.6	5.0	8.0	0.5	0.0	90.0	"Green house mode"
N		172,023	509,053	-3.0	5.0	8.0	0.5	0.0	90.0	"Green house mode"
O		172,285	509,601	-0.6	5.0	8.0	0.5	0.0	90.0	"Green house mode"
P		172,260	509,605	-0.8	5.0	8.0	0.5	0.0	90.0	"Green house mode"
Q		172,283	509,606	-0.5	5.0	8.0	0.5	0.0	90.0	"Green house mode"
R		172,259	509,610	-0.8	5.0	8.0	0.5	0.0	90.0	"Green house mode"
S		172,280	509,617	-0.2	5.0	8.0	0.5	0.0	90.0	"Green house mode"
T		172,247	509,651	-2.2	5.0	8.0	0.5	0.0	90.0	"Green house mode"
U		172,279	509,623	-0.3	5.0	8.0	0.5	0.0	90.0	"Green house mode"

To be continued on next page...

SHADOW - Main Result

Calculation: Slagschaduw WPBlauw - Vergunningen - Inrichting 1 Klokbekeertocht

...continued from previous page

No.	Name	X (east)	Y (north)	Z	Width	Height	Height a.g.l.	Degrees from south	Slope of window	Direction mode
				[m]	[m]	[m]	[m]	[°]	[°]	
∫V		172,245	509,657	-2.5	5.0	8.0	0.5	0.0	90.0	"Green house mode"
∫W		172,277	509,634	-0.4	5.0	8.0	0.5	0.0	90.0	"Green house mode"
∫X		172,240	509,673	-3.1	5.0	8.0	0.5	0.0	90.0	"Green house mode"
∫Y		172,275	509,639	-0.5	5.0	8.0	0.5	0.0	90.0	"Green house mode"
∫Z		172,238	509,679	-3.3	5.0	8.0	0.5	0.0	90.0	"Green house mode"
¢A		171,974	509,050	-3.0	5.0	8.0	0.5	0.0	90.0	"Green house mode"
¢B		171,968	509,046	-3.0	5.0	8.0	0.5	0.0	90.0	"Green house mode"
¢C		171,978	509,093	-3.0	5.0	8.0	0.5	0.0	90.0	"Green house mode"
¢D		171,949	509,033	-3.0	5.0	8.0	0.5	0.0	90.0	"Green house mode"
¢E		171,973	509,090	-3.0	5.0	8.0	0.5	0.0	90.0	"Green house mode"
¢F		171,953	509,028	-3.1	5.0	8.0	0.5	0.0	90.0	"Green house mode"
¢G		171,937	509,058	-3.0	5.0	8.0	0.5	0.0	90.0	"Green house mode"
¢H		171,956	509,023	-3.2	5.0	8.0	0.5	0.0	90.0	"Green house mode"
¢I		171,931	509,055	-3.0	5.0	8.0	0.5	0.0	90.0	"Green house mode"
¢J		171,959	509,017	-3.4	5.0	8.0	0.5	0.0	90.0	"Green house mode"
¢K		172,214	509,413	-3.0	5.0	8.0	0.5	0.0	90.0	"Green house mode"
¢L		172,232	509,448	-3.0	5.0	8.0	0.5	0.0	90.0	"Green house mode"
¢M		172,227	509,404	-3.0	5.0	8.0	0.5	0.0	90.0	"Green house mode"
¢N		172,238	509,444	-3.0	5.0	8.0	0.5	0.0	90.0	"Green house mode"
¢O		172,233	509,400	-3.0	5.0	8.0	0.5	0.0	90.0	"Green house mode"
¢P		172,247	509,393	-2.7	5.0	8.0	0.5	0.0	90.0	"Green house mode"
¢Q		172,260	509,384	-2.6	5.0	8.0	0.5	0.0	90.0	"Green house mode"
¢R		172,556	508,978	-4.9	5.0	8.0	0.5	0.0	90.0	"Green house mode"
¢S		172,646	508,951	-3.8	5.0	8.0	0.5	0.0	90.0	"Green house mode"
¢T		172,561	508,974	-4.8	5.0	8.0	0.5	0.0	90.0	"Green house mode"
¢U		172,650	508,948	-3.8	5.0	8.0	0.5	0.0	90.0	"Green house mode"
¢V		172,566	508,971	-4.7	5.0	8.0	0.5	0.0	90.0	"Green house mode"
¢W		172,572	508,967	-4.5	5.0	8.0	0.5	0.0	90.0	"Green house mode"
¢X		172,668	508,946	-3.8	5.0	8.0	0.5	0.0	90.0	"Green house mode"
¢Y		172,588	508,951	-4.0	5.0	8.0	0.5	0.0	90.0	"Green house mode"
¢Z		172,672	508,943	-3.8	5.0	8.0	0.5	0.0	90.0	"Green house mode"
£A		172,592	508,947	-4.0	5.0	8.0	0.5	0.0	90.0	"Green house mode"
£B		172,405	508,220	-4.0	5.0	8.0	0.5	0.0	90.0	"Green house mode"
£C		172,444	508,271	-3.4	5.0	8.0	0.5	0.0	90.0	"Green house mode"
£D		172,413	508,217	-3.8	5.0	8.0	0.5	0.0	90.0	"Green house mode"
£E		172,452	508,281	-3.7	5.0	8.0	0.5	0.0	90.0	"Green house mode"
£F		172,448	508,233	-2.8	5.0	8.0	0.5	0.0	90.0	"Green house mode"
£G		172,452	508,238	-2.7	5.0	8.0	0.5	0.0	90.0	"Green house mode"
£H		172,462	508,299	-4.0	5.0	8.0	0.5	0.0	90.0	"Green house mode"
£I		172,458	508,247	-2.7	5.0	8.0	0.5	0.0	90.0	"Green house mode"
£J		172,466	508,306	-4.0	5.0	8.0	0.5	0.0	90.0	"Green house mode"
£K		172,462	508,252	-2.8	5.0	8.0	0.5	0.0	90.0	"Green house mode"
£L		172,489	508,340	-4.0	5.0	8.0	0.5	0.0	90.0	"Green house mode"
£M		172,468	508,262	-3.1	5.0	8.0	0.5	0.0	90.0	"Green house mode"
£N		172,296	509,062	-3.0	5.0	8.0	0.5	0.0	90.0	"Green house mode"
£O		172,287	509,113	-2.3	5.0	8.0	0.5	0.0	90.0	"Green house mode"
£P		172,302	509,066	-3.0	5.0	8.0	0.5	0.0	90.0	"Green house mode"
£Q		172,332	509,157	-2.1	5.0	8.0	0.5	0.0	90.0	"Green house mode"
£R		172,309	509,070	-3.0	5.0	8.0	0.5	0.0	90.0	"Green house mode"
£S		172,338	509,160	-2.2	5.0	8.0	0.5	0.0	90.0	"Green house mode"
£T		172,315	509,074	-3.0	5.0	8.0	0.5	0.0	90.0	"Green house mode"
£U		172,344	509,162	-2.3	5.0	8.0	0.5	0.0	90.0	"Green house mode"
£V		172,322	509,077	-3.0	5.0	8.0	0.5	0.0	90.0	"Green house mode"
£W		172,349	509,164	-2.5	5.0	8.0	0.5	0.0	90.0	"Green house mode"
£X		172,371	509,188	-3.1	5.0	8.0	0.5	0.0	90.0	"Green house mode"
£Y		172,370	509,195	-2.8	5.0	8.0	0.5	0.0	90.0	"Green house mode"
£Z		172,365	509,213	-2.1	5.0	8.0	0.5	0.0	90.0	"Green house mode"
ⓂA		172,359	509,219	-1.9	5.0	8.0	0.5	0.0	90.0	"Green house mode"
ⓂB		172,354	509,235	-1.9	5.0	8.0	0.5	0.0	90.0	"Green house mode"
ⓂC		172,228	508,297	-4.0	5.0	8.0	0.5	0.0	90.0	"Green house mode"
ⓂD		172,751	508,902	-3.0	5.0	8.0	0.5	0.0	90.0	"Green house mode"
ⓂE		172,741	508,863	-3.0	5.0	8.0	0.5	0.0	90.0	"Green house mode"
ⓂF		172,758	508,899	-3.0	5.0	8.0	0.5	0.0	90.0	"Green house mode"
ⓂG		172,746	508,860	-2.9	5.0	8.0	0.5	0.0	90.0	"Green house mode"
ⓂH		172,770	508,890	-3.0	5.0	8.0	0.5	0.0	90.0	"Green house mode"

To be continued on next page...

SHADOW - Main Result

Calculation: Slagschaduw WPBlauw - Vergunningen - Inrichting 1 Klokbekeertocht

...continued from previous page

No.	Name	X (east)	Y (north)	Z	Width	Height	Height a.g.l.	Degrees from south	Slope of window	Direction mode
				[m]	[m]	[m]	[m]	°	°	
±I		172,751	508,856	-2.8	5.0	8.0	0.5	0.0	90.0	"Green house mode"
±J		172,778	508,888	-3.0	5.0	8.0	0.5	0.0	90.0	"Green house mode"
±K		172,756	508,853	-2.7	5.0	8.0	0.5	0.0	90.0	"Green house mode"
±L		172,793	508,885	-3.1	5.0	8.0	0.5	0.0	90.0	"Green house mode"
±M		172,786	508,847	-2.2	5.0	8.0	0.5	0.0	90.0	"Green house mode"
±N		172,498	508,672	-3.5	5.0	8.0	0.5	0.0	90.0	"Green house mode"
±O		172,479	508,632	-3.1	5.0	8.0	0.5	0.0	90.0	"Green house mode"
±P		172,058	509,392	-2.0	5.0	8.0	0.5	0.0	90.0	"Green house mode"
±Q		172,504	508,917	-2.7	5.0	8.0	0.5	0.0	90.0	"Green house mode"
±R		172,539	508,908	-3.0	5.0	8.0	0.5	0.0	90.0	"Green house mode"
±S		172,219	508,428	-4.0	5.0	8.0	0.5	0.0	90.0	"Green house mode"
±T		172,238	508,516	-4.0	5.0	8.0	0.5	0.0	90.0	"Green house mode"
±U		172,224	508,436	-4.2	5.0	8.0	0.5	0.0	90.0	"Green house mode"
±V		172,242	508,523	-4.0	5.0	8.0	0.5	0.0	90.0	"Green house mode"
±W		172,228	508,442	-4.3	5.0	8.0	0.5	0.0	90.0	"Green house mode"
±X		172,247	508,531	-4.0	5.0	8.0	0.5	0.0	90.0	"Green house mode"
±Y		172,233	508,450	-4.4	5.0	8.0	0.5	0.0	90.0	"Green house mode"
±Z		172,251	508,536	-4.0	5.0	8.0	0.5	0.0	90.0	"Green house mode"
±A		172,237	508,455	-4.4	5.0	8.0	0.5	0.0	90.0	"Green house mode"
±B		172,257	508,545	-4.0	5.0	8.0	0.5	0.0	90.0	"Green house mode"
±C		172,242	508,463	-4.3	5.0	8.0	0.5	0.0	90.0	"Green house mode"
±D		172,261	508,550	-4.0	5.0	8.0	0.5	0.0	90.0	"Green house mode"
±E		172,245	508,468	-4.2	5.0	8.0	0.5	0.0	90.0	"Green house mode"
±F		172,266	508,558	-4.0	5.0	8.0	0.5	0.0	90.0	"Green house mode"
±G		172,266	508,505	-4.0	5.0	8.0	0.5	0.0	90.0	"Green house mode"
±H		172,270	508,564	-4.0	5.0	8.0	0.5	0.0	90.0	"Green house mode"
±I		172,282	508,524	-4.0	5.0	8.0	0.5	0.0	90.0	"Green house mode"
±J		172,285	508,530	-4.0	5.0	8.0	0.5	0.0	90.0	"Green house mode"
±K		172,292	508,540	-4.0	5.0	8.0	0.5	0.0	90.0	"Green house mode"
±L		172,295	508,544	-4.0	5.0	8.0	0.5	0.0	90.0	"Green house mode"
±M		172,301	508,554	-4.0	5.0	8.0	0.5	0.0	90.0	"Green house mode"
±N		172,304	508,560	-4.0	5.0	8.0	0.5	0.0	90.0	"Green house mode"
±O		172,314	508,575	-4.0	5.0	8.0	0.5	0.0	90.0	"Green house mode"
±P		172,318	508,580	-4.0	5.0	8.0	0.5	0.0	90.0	"Green house mode"
±Q		172,324	508,589	-4.0	5.0	8.0	0.5	0.0	90.0	"Green house mode"
±R		172,333	508,603	-4.1	5.0	8.0	0.5	0.0	90.0	"Green house mode"
±S		172,336	508,608	-4.2	5.0	8.0	0.5	0.0	90.0	"Green house mode"
±T		171,982	509,506	-4.9	5.0	8.0	0.5	0.0	90.0	"Green house mode"
±U		171,960	509,455	-3.9	5.0	8.0	0.5	0.0	90.0	"Green house mode"
±V		171,988	509,510	-5.0	5.0	8.0	0.5	0.0	90.0	"Green house mode"
±W		171,983	509,468	-4.2	5.0	8.0	0.5	0.0	90.0	"Green house mode"
±X		171,998	509,517	-4.7	5.0	8.0	0.5	0.0	90.0	"Green house mode"
±Y		171,995	509,483	-4.4	5.0	8.0	0.5	0.0	90.0	"Green house mode"
±Z		172,004	509,520	-4.5	5.0	8.0	0.5	0.0	90.0	"Green house mode"
±A		172,323	509,496	-4.0	5.0	8.0	0.5	0.0	90.0	"Green house mode"
±B		172,298	509,486	-4.0	5.0	8.0	0.5	0.0	90.0	"Green house mode"
±C		172,032	508,990	-3.8	5.0	8.0	0.5	0.0	90.0	"Green house mode"
±D		172,035	508,983	-3.8	5.0	8.0	0.5	0.0	90.0	"Green house mode"
±E		172,044	508,971	-3.5	5.0	8.0	0.5	0.0	90.0	"Green house mode"
±F		172,047	508,965	-3.4	5.0	8.0	0.5	0.0	90.0	"Green house mode"
±G		172,051	508,958	-3.2	5.0	8.0	0.5	0.0	90.0	"Green house mode"
±H		172,529	508,588	-2.7	5.0	8.0	0.5	0.0	90.0	"Green house mode"
±I		172,573	508,620	-3.2	5.0	8.0	0.5	0.0	90.0	"Green house mode"
±J		172,566	508,625	-3.1	5.0	8.0	0.5	0.0	90.0	"Green house mode"
±K		172,560	508,629	-3.0	5.0	8.0	0.5	0.0	90.0	"Green house mode"
±L		172,546	508,647	-3.0	5.0	8.0	0.5	0.0	90.0	"Green house mode"
±M		172,177	509,384	-3.0	5.0	8.0	0.5	0.0	90.0	"Green house mode"
±N		172,126	509,382	-2.3	5.0	8.0	0.5	0.0	90.0	"Green house mode"
±O		172,184	509,381	-3.0	5.0	8.0	0.5	0.0	90.0	"Green house mode"
±P		172,132	509,378	-2.2	5.0	8.0	0.5	0.0	90.0	"Green house mode"
±Q		172,191	509,377	-3.0	5.0	8.0	0.5	0.0	90.0	"Green house mode"
±R		172,139	509,374	-2.1	5.0	8.0	0.5	0.0	90.0	"Green house mode"
±S		172,198	509,372	-3.0	5.0	8.0	0.5	0.0	90.0	"Green house mode"
±T		172,206	509,368	-3.0	5.0	8.0	0.5	0.0	90.0	"Green house mode"
±U		172,151	509,367	-2.3	5.0	8.0	0.5	0.0	90.0	"Green house mode"

To be continued on next page...

SHADOW - Main Result

Calculation: Slagschaduw WPBlauw - Vergunningen - Inrichting 1 Klokbekeertocht

...continued from previous page

No.	Name	X (east)	Y (north)	Z	Width	Height	Height a.g.l.	Degrees from south	Slope of window	Direction mode
				[m]	[m]	[m]	[m]	°	°	
±V		172,214	509,365	-3.0	5.0	8.0	0.5	0.0	90.0	"Green house mode"
±W		172,158	509,362	-2.4	5.0	8.0	0.5	0.0	90.0	"Green house mode"
±X		172,222	509,360	-2.8	5.0	8.0	0.5	0.0	90.0	"Green house mode"
±Y		172,164	509,358	-2.4	5.0	8.0	0.5	0.0	90.0	"Green house mode"
±Z		172,229	509,356	-2.8	5.0	8.0	0.5	0.0	90.0	"Green house mode"
«A		172,005	508,277	-4.6	5.0	8.0	0.5	0.0	90.0	"Green house mode"
«B		172,001	508,281	-4.7	5.0	8.0	0.5	0.0	90.0	"Green house mode"
«C		171,996	508,285	-4.9	5.0	8.0	0.5	0.0	90.0	"Green house mode"
«D		171,987	508,252	-4.8	5.0	8.0	0.5	0.0	90.0	"Green house mode"
«E		171,983	508,228	-4.3	5.0	8.0	0.5	0.0	90.0	"Green house mode"
«F		171,970	508,208	-4.2	5.0	8.0	0.5	0.0	90.0	"Green house mode"
«G		172,002	508,187	-3.6	5.0	8.0	0.5	0.0	90.0	"Green house mode"
«H		171,992	508,170	-2.4	5.0	8.0	0.5	0.0	90.0	"Green house mode"
«I		172,050	508,168	-3.5	5.0	8.0	0.5	0.0	90.0	"Green house mode"
«J		172,067	508,160	-3.0	5.0	8.0	0.5	0.0	90.0	"Green house mode"
«K		172,076	508,189	-3.6	5.0	8.0	0.5	0.0	90.0	"Green house mode"
«L		172,091	508,216	-3.8	5.0	8.0	0.5	0.0	90.0	"Green house mode"
«M		172,096	508,214	-3.7	5.0	8.0	0.5	0.0	90.0	"Green house mode"
«N		172,101	508,212	-3.6	5.0	8.0	0.5	0.0	90.0	"Green house mode"
«O		172,105	508,209	-3.4	5.0	8.0	0.5	0.0	90.0	"Green house mode"
«P		172,110	508,206	-3.4	5.0	8.0	0.5	0.0	90.0	"Green house mode"
«Q		172,024	508,840	-3.9	5.0	8.0	0.5	0.0	90.0	"Green house mode"
«R		172,028	508,835	-3.7	5.0	8.0	0.5	0.0	90.0	"Green house mode"
«S		172,031	508,829	-3.5	5.0	8.0	0.5	0.0	90.0	"Green house mode"
«T		172,035	508,823	-3.3	5.0	8.0	0.5	0.0	90.0	"Green house mode"
«U		172,038	508,818	-3.1	5.0	8.0	0.5	0.0	90.0	"Green house mode"
«V		172,041	508,768	-4.5	5.0	8.0	0.5	0.0	90.0	"Green house mode"
«W		172,048	508,757	-4.8	5.0	8.0	0.5	0.0	90.0	"Green house mode"
«X		172,052	508,752	-5.0	5.0	8.0	0.5	0.0	90.0	"Green house mode"
«Y		172,055	508,746	-5.1	5.0	8.0	0.5	0.0	90.0	"Green house mode"
«Z		172,336	508,565	-4.2	5.0	8.0	0.5	0.0	90.0	"Green house mode"
»A		172,082	509,409	-2.2	5.0	8.0	0.5	0.0	90.0	"Green house mode"
»B		172,100	509,369	-2.0	5.0	8.0	0.5	0.0	90.0	"Green house mode"
»C		172,107	509,427	-2.9	5.0	8.0	0.5	0.0	90.0	"Green house mode"
»D		172,156	509,398	-2.9	5.0	8.0	0.5	0.0	90.0	"Green house mode"
»E		172,131	509,441	-3.0	5.0	8.0	0.5	0.0	90.0	"Green house mode"
»F		172,160	509,404	-3.0	5.0	8.0	0.5	0.0	90.0	"Green house mode"
»G		172,152	509,451	-2.8	5.0	8.0	0.5	0.0	90.0	"Green house mode"
»H		172,163	509,409	-2.8	5.0	8.0	0.5	0.0	90.0	"Green house mode"
»I		172,168	509,462	-3.0	5.0	8.0	0.5	0.0	90.0	"Green house mode"
»J		172,166	509,414	-2.7	5.0	8.0	0.5	0.0	90.0	"Green house mode"
»K		172,201	509,474	-3.0	5.0	8.0	0.5	0.0	90.0	"Green house mode"
»L		172,190	509,428	-2.5	5.0	8.0	0.5	0.0	90.0	"Green house mode"
»M		172,204	509,468	-3.0	5.0	8.0	0.5	0.0	90.0	"Green house mode"
»N		172,317	509,191	-1.2	5.0	8.0	0.5	0.0	90.0	"Green house mode"
»O		172,298	509,158	-1.3	5.0	8.0	0.5	0.0	90.0	"Green house mode"
»P		172,319	509,185	-1.2	5.0	8.0	0.5	0.0	90.0	"Green house mode"
»Q		172,300	509,153	-1.3	5.0	8.0	0.5	0.0	90.0	"Green house mode"
»R		172,305	509,140	-1.9	5.0	8.0	0.5	0.0	90.0	"Green house mode"
»S		172,307	509,134	-2.1	5.0	8.0	0.5	0.0	90.0	"Green house mode"
»T		172,310	509,128	-2.4	5.0	8.0	0.5	0.0	90.0	"Green house mode"
»U		172,341	509,089	-3.0	5.0	8.0	0.5	0.0	90.0	"Green house mode"
»V		172,345	509,082	-3.0	5.0	8.0	0.5	0.0	90.0	"Green house mode"
»W		172,349	509,076	-3.0	5.0	8.0	0.5	0.0	90.0	"Green house mode"
»X		172,353	509,070	-3.0	5.0	8.0	0.5	0.0	90.0	"Green house mode"
»Y		172,356	509,064	-3.0	5.0	8.0	0.5	0.0	90.0	"Green house mode"
»Z		172,390	509,016	-2.7	5.0	8.0	0.5	0.0	90.0	"Green house mode"
»A		172,258	508,883	-3.1	5.0	8.0	0.5	0.0	90.0	"Green house mode"
»B		172,277	508,850	-3.7	5.0	8.0	0.5	0.0	90.0	"Green house mode"
»C		172,272	508,882	-3.4	5.0	8.0	0.5	0.0	90.0	"Green house mode"
»D		172,338	508,902	-3.1	5.0	8.0	0.5	0.0	90.0	"Green house mode"
»E		172,348	508,917	-3.0	5.0	8.0	0.5	0.0	90.0	"Green house mode"
»F		172,294	508,901	-3.2	5.0	8.0	0.5	0.0	90.0	"Green house mode"
»G		172,361	508,926	-3.0	5.0	8.0	0.5	0.0	90.0	"Green house mode"
»H		172,301	508,912	-2.9	5.0	8.0	0.5	0.0	90.0	"Green house mode"

To be continued on next page...

SHADOW - Main Result

Calculation: Slagschaduw WPBlauw - Vergunningen - Inrichting 1 Klokbekeertocht

...continued from previous page

No.	Name	X (east)	Y (north)	Z	Width	Height	Height a.g.l.	Degrees from south	Slope of window	Direction mode
		[m]	[m]	[m]	[m]	[m]	[m]	[°]	[°]	
\$I		172,375	508,935	-3.0	5.0	8.0	0.5	0.0	90.0	"Green house mode"
\$J		172,308	508,923	-2.7	5.0	8.0	0.5	0.0	90.0	"Green house mode"
\$K		172,366	508,958	-3.0	5.0	8.0	0.5	0.0	90.0	"Green house mode"
\$L		172,317	508,935	-2.8	5.0	8.0	0.5	0.0	90.0	"Green house mode"
\$M		172,355	508,951	-3.0	5.0	8.0	0.5	0.0	90.0	"Green house mode"
\$N		172,305	508,955	-2.7	5.0	8.0	0.5	0.0	90.0	"Green house mode"
\$O		172,342	508,947	-3.0	5.0	8.0	0.5	0.0	90.0	"Green house mode"
\$P		172,302	508,960	-2.8	5.0	8.0	0.5	0.0	90.0	"Green house mode"
\$Q		172,328	508,970	-3.0	5.0	8.0	0.5	0.0	90.0	"Green house mode"
\$R		172,296	508,968	-3.0	5.0	8.0	0.5	0.0	90.0	"Green house mode"
\$S		172,323	508,979	-3.0	5.0	8.0	0.5	0.0	90.0	"Green house mode"
\$T		172,293	508,974	-3.0	5.0	8.0	0.5	0.0	90.0	"Green house mode"
\$U		172,231	508,392	-3.7	5.0	8.0	0.5	0.0	90.0	"Green house mode"
\$V		172,258	508,379	-3.0	5.0	8.0	0.5	0.0	90.0	"Green house mode"
\$W		172,235	508,398	-3.8	5.0	8.0	0.5	0.0	90.0	"Green house mode"
\$X		172,272	508,402	-3.6	5.0	8.0	0.5	0.0	90.0	"Green house mode"
\$Y		172,240	508,405	-3.8	5.0	8.0	0.5	0.0	90.0	"Green house mode"
\$Z		172,287	508,390	-3.3	5.0	8.0	0.5	0.0	90.0	"Green house mode"
©A		172,107	509,586	-2.8	5.0	8.0	0.5	0.0	90.0	"Green house mode"
©B		172,142	509,601	-2.5	5.0	8.0	0.5	0.0	90.0	"Green house mode"
©C		172,114	509,600	-2.8	5.0	8.0	0.5	0.0	90.0	"Green house mode"
©D		172,145	509,614	-2.9	5.0	8.0	0.5	0.0	90.0	"Green house mode"
©E		172,116	509,605	-2.8	5.0	8.0	0.5	0.0	90.0	"Green house mode"
©F		172,144	509,627	-3.0	5.0	8.0	0.5	0.0	90.0	"Green house mode"
©G		172,119	509,621	-3.0	5.0	8.0	0.5	0.0	90.0	"Green house mode"
©H		172,140	509,640	-3.0	5.0	8.0	0.5	0.0	90.0	"Green house mode"
©I		172,118	509,627	-3.0	5.0	8.0	0.5	0.0	90.0	"Green house mode"
©J		172,677	508,940	-3.7	5.0	8.0	0.5	0.0	90.0	"Green house mode"
©K		172,598	508,944	-4.0	5.0	8.0	0.5	0.0	90.0	"Green house mode"
©L		172,681	508,937	-3.6	5.0	8.0	0.5	0.0	90.0	"Green house mode"
©M		172,603	508,941	-4.0	5.0	8.0	0.5	0.0	90.0	"Green house mode"
©N		172,686	508,934	-3.5	5.0	8.0	0.5	0.0	90.0	"Green house mode"
©O		172,608	508,937	-4.0	5.0	8.0	0.5	0.0	90.0	"Green house mode"
©P		172,691	508,930	-3.4	5.0	8.0	0.5	0.0	90.0	"Green house mode"
©Q		172,657	508,907	-4.0	5.0	8.0	0.5	0.0	90.0	"Green house mode"
©R		172,703	508,929	-3.0	5.0	8.0	0.5	0.0	90.0	"Green house mode"
©S		172,662	508,906	-4.0	5.0	8.0	0.5	0.0	90.0	"Green house mode"
©T		172,708	508,930	-2.9	5.0	8.0	0.5	0.0	90.0	"Green house mode"
©U		172,667	508,902	-4.0	5.0	8.0	0.5	0.0	90.0	"Green house mode"
©V		172,713	508,931	-2.8	5.0	8.0	0.5	0.0	90.0	"Green house mode"
©W		172,672	508,899	-3.9	5.0	8.0	0.5	0.0	90.0	"Green house mode"
©X		172,719	508,932	-2.7	5.0	8.0	0.5	0.0	90.0	"Green house mode"
©Y		172,677	508,896	-3.7	5.0	8.0	0.5	0.0	90.0	"Green house mode"
©Z		172,737	508,942	-2.2	5.0	8.0	0.5	0.0	90.0	"Green house mode"
-A		172,319	508,541	-4.0	5.0	8.0	0.5	0.0	90.0	"Green house mode"
-B		172,342	508,561	-4.3	5.0	8.0	0.5	0.0	90.0	"Green house mode"
-C		172,326	508,536	-4.0	5.0	8.0	0.5	0.0	90.0	"Green house mode"
-D		172,349	508,557	-4.3	5.0	8.0	0.5	0.0	90.0	"Green house mode"
-E		172,334	508,531	-4.0	5.0	8.0	0.5	0.0	90.0	"Green house mode"
-F		172,355	508,553	-4.4	5.0	8.0	0.5	0.0	90.0	"Green house mode"
-G		172,340	508,527	-4.0	5.0	8.0	0.5	0.0	90.0	"Green house mode"
-H		172,195	508,924	-3.7	5.0	8.0	0.5	0.0	90.0	"Green house mode"
-I		172,214	508,934	-3.1	5.0	8.0	0.5	0.0	90.0	"Green house mode"
-J		172,072	508,557	-5.4	5.0	8.0	0.5	0.0	90.0	"Green house mode"
-K		172,032	508,562	-5.0	5.0	8.0	0.5	0.0	90.0	"Green house mode"
-L		171,691	509,158	-3.8	5.0	8.0	0.5	0.0	90.0	"Green house mode"
-M		171,752	509,182	-3.8	5.0	8.0	0.5	0.0	90.0	"Green house mode"
-N		172,424	508,819	-2.9	5.0	8.0	0.5	0.0	90.0	"Green house mode"
-O		172,242	509,173	-3.7	5.0	8.0	0.5	0.0	90.0	"Green house mode"
-P		172,221	509,141	-3.4	5.0	8.0	0.5	0.0	90.0	"Green house mode"
-Q		172,245	509,167	-3.5	5.0	8.0	0.5	0.0	90.0	"Green house mode"
-R		172,224	509,136	-3.1	5.0	8.0	0.5	0.0	90.0	"Green house mode"
-S		172,247	509,161	-3.3	5.0	8.0	0.5	0.0	90.0	"Green house mode"
-T		172,226	509,130	-2.9	5.0	8.0	0.5	0.0	90.0	"Green house mode"
-U		172,249	509,156	-3.1	5.0	8.0	0.5	0.0	90.0	"Green house mode"

To be continued on next page...

SHADOW - Main Result

Calculation: Slagschaduw WPBlauw - Vergunningen - Inrichting 1 Klokbekeertocht

...continued from previous page

No.	Name	X (east)	Y (north)	Z	Width	Height	Height a.g.l.	Degrees from south CW [°]	Slope of window [°]	Direction mode
-V		172,228	509,124	-2.6	5.0	8.0	0.5	0.0	90.0	"Green house mode"
-W		172,251	509,150	-2.9	5.0	8.0	0.5	0.0	90.0	"Green house mode"
-X		172,230	509,118	-2.6	5.0	8.0	0.5	0.0	90.0	"Green house mode"
-Y		172,254	509,145	-2.6	5.0	8.0	0.5	0.0	90.0	"Green house mode"
-Z		172,233	509,112	-2.5	5.0	8.0	0.5	0.0	90.0	"Green house mode"
@A		172,402	508,976	-2.8	5.0	8.0	0.5	0.0	90.0	"Green house mode"
@B		172,396	508,973	-2.9	5.0	8.0	0.5	0.0	90.0	"Green house mode"
@C		172,392	508,969	-3.0	5.0	8.0	0.5	0.0	90.0	"Green house mode"
@D		172,386	508,967	-3.0	5.0	8.0	0.5	0.0	90.0	"Green house mode"
@E		172,256	509,139	-2.4	5.0	8.0	0.5	0.0	90.0	"Green house mode"
@F		172,235	509,106	-2.4	5.0	8.0	0.5	0.0	90.0	"Green house mode"
@G		172,258	509,134	-2.2	5.0	8.0	0.5	0.0	90.0	"Green house mode"
@H		172,238	509,101	-2.4	5.0	8.0	0.5	0.0	90.0	"Green house mode"
@I		172,242	509,088	-2.4	5.0	8.0	0.5	0.0	90.0	"Green house mode"
@J		172,245	509,082	-2.5	5.0	8.0	0.5	0.0	90.0	"Green house mode"
@K		172,247	509,076	-2.7	5.0	8.0	0.5	0.0	90.0	"Green house mode"
@L		172,281	509,035	-3.2	5.0	8.0	0.5	0.0	90.0	"Green house mode"
@M		172,285	509,028	-3.1	5.0	8.0	0.5	0.0	90.0	"Green house mode"
@N		172,287	509,020	-3.0	5.0	8.0	0.5	0.0	90.0	"Green house mode"
@O		172,291	509,014	-3.0	5.0	8.0	0.5	0.0	90.0	"Green house mode"
@P		172,296	509,007	-3.0	5.0	8.0	0.5	0.0	90.0	"Green house mode"
@Q		172,513	508,373	-4.0	5.0	8.0	0.5	0.0	90.0	"Green house mode"
@R		172,528	508,396	-4.0	5.0	8.0	0.5	0.0	90.0	"Green house mode"
@S		172,256	508,138	-4.0	5.0	8.0	0.5	0.0	90.0	"Green house mode"
@T		172,191	508,145	-4.5	5.0	8.0	0.5	0.0	90.0	"Green house mode"
@U		172,357	509,244	-2.0	5.0	8.0	0.5	0.0	90.0	"Green house mode"
@V		172,019	508,295	-4.0	5.0	8.0	0.5	0.0	90.0	"Green house mode"
@W		172,169	508,211	-4.2	5.0	8.0	0.5	0.0	90.0	"Green house mode"
@X		171,961	508,194	-3.9	5.0	8.0	0.5	0.0	90.0	"Green house mode"
@Y		172,235	508,658	-4.5	5.0	8.0	0.5	0.0	90.0	"Green house mode"
@Z		172,145	508,641	-5.9	5.0	8.0	0.5	0.0	90.0	"Green house mode"
°A		172,189	508,178	-5.0	5.0	8.0	0.5	0.0	90.0	"Green house mode"
°B		172,180	508,163	-4.9	5.0	8.0	0.5	0.0	90.0	"Green house mode"
°C		172,177	508,159	-4.7	5.0	8.0	0.5	0.0	90.0	"Green house mode"
°D		172,147	508,859	-3.6	5.0	8.0	0.5	0.0	90.0	"Green house mode"
°E		172,150	508,853	-3.5	5.0	8.0	0.5	0.0	90.0	"Green house mode"
°F		172,154	508,848	-3.4	5.0	8.0	0.5	0.0	90.0	"Green house mode"
°G		172,157	508,843	-3.5	5.0	8.0	0.5	0.0	90.0	"Green house mode"
°H		172,160	508,837	-3.5	5.0	8.0	0.5	0.0	90.0	"Green house mode"
°I		172,164	508,833	-3.6	5.0	8.0	0.5	0.0	90.0	"Green house mode"
°J		172,167	508,827	-3.7	5.0	8.0	0.5	0.0	90.0	"Green house mode"
°K		171,930	508,639	-4.4	5.0	8.0	0.5	0.0	90.0	"Green house mode"
°L		171,936	508,643	-4.6	5.0	8.0	0.5	0.0	90.0	"Green house mode"
°M		171,904	508,677	-4.3	5.0	8.0	0.5	0.0	90.0	"Green house mode"
°N		171,947	508,651	-4.9	5.0	8.0	0.5	0.0	90.0	"Green house mode"
°O		171,924	508,682	-4.8	5.0	8.0	0.5	0.0	90.0	"Green house mode"
°P		171,953	508,654	-5.0	5.0	8.0	0.5	0.0	90.0	"Green house mode"
°Q		171,930	508,685	-4.9	5.0	8.0	0.5	0.0	90.0	"Green house mode"
°R		171,972	508,669	-5.0	5.0	8.0	0.5	0.0	90.0	"Green house mode"
°S		171,935	508,688	-5.0	5.0	8.0	0.5	0.0	90.0	"Green house mode"
°T		171,978	508,659	-5.0	5.0	8.0	0.5	0.0	90.0	"Green house mode"
°U		171,955	508,702	-5.7	5.0	8.0	0.5	0.0	90.0	"Green house mode"
°V		171,995	508,639	-5.0	5.0	8.0	0.5	0.0	90.0	"Green house mode"
°W		171,985	508,647	-5.0	5.0	8.0	0.5	0.0	90.0	"Green house mode"
°X		171,971	508,626	-5.0	5.0	8.0	0.5	0.0	90.0	"Green house mode"
°Y		172,298	509,490	-4.0	5.0	8.0	0.5	0.0	90.0	"Green house mode"
°Z		172,295	509,490	-4.0	5.0	8.0	0.5	0.0	90.0	"Green house mode"
μA		171,886	509,055	-3.0	5.0	8.0	0.5	0.0	90.0	"Green house mode"
μB		171,880	509,050	-3.0	5.0	8.0	0.5	0.0	90.0	"Green house mode"
μC		171,874	509,046	-3.0	5.0	8.0	0.5	0.0	90.0	"Green house mode"
μD		171,868	509,042	-3.1	5.0	8.0	0.5	0.0	90.0	"Green house mode"
μE		171,849	509,030	-3.7	5.0	8.0	0.5	0.0	90.0	"Green house mode"
μF		171,852	509,025	-3.6	5.0	8.0	0.5	0.0	90.0	"Green house mode"
μG		171,895	508,893	-2.2	5.0	8.0	0.5	0.0	90.0	"Green house mode"
μH		171,856	509,020	-3.5	5.0	8.0	0.5	0.0	90.0	"Green house mode"

To be continued on next page...

SHADOW - Main Result

Calculation: Slagschaduw WPBlauw - Vergunningen - Inrichting 1 Klokbekeertocht

...continued from previous page

No.	Name	X (east)	Y (north)	Z	Width	Height	Height a.g.l.	Degrees from south	Slope of window	Direction mode
				[m]	[m]	[m]	[m]	°	°	
	μI	171,904	508,879	-2.7	5.0	8.0	0.5	0.0	90.0	"Green house mode"
	μJ	171,859	509,014	-3.4	5.0	8.0	0.5	0.0	90.0	"Green house mode"
	μK	171,913	508,864	-3.4	5.0	8.0	0.5	0.0	90.0	"Green house mode"
	μL	171,862	509,009	-3.4	5.0	8.0	0.5	0.0	90.0	"Green house mode"
	μM	171,865	509,004	-3.3	5.0	8.0	0.5	0.0	90.0	"Green house mode"
	μN	171,868	508,999	-3.2	5.0	8.0	0.5	0.0	90.0	"Green house mode"
	μO	171,872	508,995	-3.2	5.0	8.0	0.5	0.0	90.0	"Green house mode"
	μP	171,876	508,990	-3.3	5.0	8.0	0.5	0.0	90.0	"Green house mode"
	μQ	171,888	508,968	-3.7	5.0	8.0	0.5	0.0	90.0	"Green house mode"
	μR	171,892	508,963	-3.5	5.0	8.0	0.5	0.0	90.0	"Green house mode"
	μS	171,894	508,958	-3.3	5.0	8.0	0.5	0.0	90.0	"Green house mode"
	μT	171,902	508,948	-3.1	5.0	8.0	0.5	0.0	90.0	"Green house mode"
	μU	171,911	508,930	-2.8	5.0	8.0	0.5	0.0	90.0	"Green house mode"
	μV	171,918	508,933	-2.9	5.0	8.0	0.5	0.0	90.0	"Green house mode"
	μW	171,924	508,937	-3.0	5.0	8.0	0.5	0.0	90.0	"Green house mode"
	μX	171,930	508,941	-3.1	5.0	8.0	0.5	0.0	90.0	"Green house mode"
	μY	171,932	508,908	-2.5	5.0	8.0	0.5	0.0	90.0	"Green house mode"
	μZ	171,935	508,903	-2.7	5.0	8.0	0.5	0.0	90.0	"Green house mode"
	¶A	171,938	508,898	-2.9	5.0	8.0	0.5	0.0	90.0	"Green house mode"
	¶B	171,942	508,893	-3.2	5.0	8.0	0.5	0.0	90.0	"Green house mode"
	¶C	171,946	508,887	-3.5	5.0	8.0	0.5	0.0	90.0	"Green house mode"
	¶D	171,949	508,883	-3.7	5.0	8.0	0.5	0.0	90.0	"Green house mode"
	¶E	171,951	508,877	-3.9	5.0	8.0	0.5	0.0	90.0	"Green house mode"
	¶F	171,957	508,872	-4.2	5.0	8.0	0.5	0.0	90.0	"Green house mode"
	¶G	171,966	509,249	-2.5	5.0	8.0	0.5	0.0	90.0	"Green house mode"
	¶H	171,970	509,254	-2.3	5.0	8.0	0.5	0.0	90.0	"Green house mode"
	¶I	171,973	509,260	-2.2	5.0	8.0	0.5	0.0	90.0	"Green house mode"
	¶J	171,977	509,265	-2.1	5.0	8.0	0.5	0.0	90.0	"Green house mode"
	¶K	171,950	509,289	-2.4	5.0	8.0	0.5	0.0	90.0	"Green house mode"
	¶L	172,027	509,302	-2.0	5.0	8.0	0.5	0.0	90.0	"Green house mode"
	¶M	172,031	509,308	-2.0	5.0	8.0	0.5	0.0	90.0	"Green house mode"
	¶N	171,984	509,313	-3.0	5.0	8.0	0.5	0.0	90.0	"Green house mode"
	¶O	172,034	509,313	-2.1	5.0	8.0	0.5	0.0	90.0	"Green house mode"
	¶P	172,001	509,328	-2.9	5.0	8.0	0.5	0.0	90.0	"Green house mode"
	¶Q	172,038	509,318	-2.2	5.0	8.0	0.5	0.0	90.0	"Green house mode"
	¶R	172,017	509,342	-3.0	5.0	8.0	0.5	0.0	90.0	"Green house mode"
	¶S	172,091	509,352	-2.0	5.0	8.0	0.5	0.0	90.0	"Green house mode"
	¶T	172,203	508,571	-4.1	5.0	8.0	0.5	0.0	90.0	"Green house mode"
	¶U	172,224	508,558	-4.0	5.0	8.0	0.5	0.0	90.0	"Green house mode"
	¶V	172,228	508,562	-4.0	5.0	8.0	0.5	0.0	90.0	"Green house mode"
	¶W	172,212	508,584	-4.5	5.0	8.0	0.5	0.0	90.0	"Green house mode"
	¶X	172,234	508,571	-4.1	5.0	8.0	0.5	0.0	90.0	"Green house mode"
	¶Y	172,216	508,590	-4.7	5.0	8.0	0.5	0.0	90.0	"Green house mode"
	¶Z	172,238	508,576	-4.1	5.0	8.0	0.5	0.0	90.0	"Green house mode"
	·A	172,219	508,601	-4.9	5.0	8.0	0.5	0.0	90.0	"Green house mode"
	·B	172,242	508,585	-4.2	5.0	8.0	0.5	0.0	90.0	"Green house mode"
	·C	172,225	508,605	-4.8	5.0	8.0	0.5	0.0	90.0	"Green house mode"
	·D	172,246	508,591	-4.1	5.0	8.0	0.5	0.0	90.0	"Green house mode"
	·E	172,234	508,617	-4.8	5.0	8.0	0.5	0.0	90.0	"Green house mode"
	·F	172,181	509,123	-3.0	5.0	8.0	0.5	0.0	90.0	"Green house mode"
	·G	172,159	509,091	-3.0	5.0	8.0	0.5	0.0	90.0	"Green house mode"
	·H	172,182	509,116	-3.0	5.0	8.0	0.5	0.0	90.0	"Green house mode"
	·I	172,161	509,085	-3.1	5.0	8.0	0.5	0.0	90.0	"Green house mode"
	·J	172,184	509,110	-3.0	5.0	8.0	0.5	0.0	90.0	"Green house mode"
	·K	172,164	509,079	-3.3	5.0	8.0	0.5	0.0	90.0	"Green house mode"
	·L	172,187	509,104	-3.0	5.0	8.0	0.5	0.0	90.0	"Green house mode"
	·M	172,166	509,073	-3.5	5.0	8.0	0.5	0.0	90.0	"Green house mode"
	·N	172,189	509,099	-3.0	5.0	8.0	0.5	0.0	90.0	"Green house mode"
	·O	172,191	509,093	-3.0	5.0	8.0	0.5	0.0	90.0	"Green house mode"
	·P	172,194	509,088	-3.2	5.0	8.0	0.5	0.0	90.0	"Green house mode"
	·Q	172,174	509,056	-3.9	5.0	8.0	0.5	0.0	90.0	"Green house mode"
	·R	172,196	509,082	-3.3	5.0	8.0	0.5	0.0	90.0	"Green house mode"
	·S	172,175	509,050	-4.0	5.0	8.0	0.5	0.0	90.0	"Green house mode"
	·T	172,181	509,037	-4.0	5.0	8.0	0.5	0.0	90.0	"Green house mode"
	·U	172,183	509,031	-4.0	5.0	8.0	0.5	0.0	90.0	"Green house mode"

To be continued on next page...

SHADOW - Main Result

Calculation: Slagschaduw WPBlauw - Vergunningen - Inrichting 1 Klokbekeertocht

...continued from previous page

No.	Name	X (east)	Y (north)	Z	Width	Height	Height a.g.l.	Degrees from south	Slope of window	Direction mode
				[m]	[m]	[m]	[m]	[°]	[°]	
.V		172,185	509,025	-4.1	5.0	8.0	0.5	0.0	90.0	"Green house mode"
.W		172,220	508,980	-3.0	5.0	8.0	0.5	0.0	90.0	"Green house mode"
.X		172,223	508,973	-3.0	5.0	8.0	0.5	0.0	90.0	"Green house mode"
.Y		172,227	508,967	-3.0	5.0	8.0	0.5	0.0	90.0	"Green house mode"
.Z		172,231	508,961	-3.0	5.0	8.0	0.5	0.0	90.0	"Green house mode"
?A		172,238	508,785	-4.4	5.0	8.0	0.5	0.0	90.0	"Green house mode"
• A		172,494	509,176	-2.7	5.0	8.0	0.5	0.0	90.0	"Green house mode"
?A		172,666	508,987	-2.5	5.0	8.0	0.5	0.0	90.0	"Green house mode"
?A		172,805	508,942	-2.3	5.0	8.0	0.5	0.0	90.0	"Green house mode"
?A		171,946	509,565	-4.3	5.0	8.0	0.5	0.0	90.0	"Green house mode"
?A		172,514	508,647	-3.0	5.0	8.0	0.5	0.0	90.0	"Green house mode"
?A		172,480	508,954	-2.5	5.0	8.0	0.5	0.0	90.0	"Green house mode"
?A		172,498	508,837	-3.2	5.0	8.0	0.5	0.0	90.0	"Green house mode"
?A		172,663	508,612	-3.1	5.0	8.0	0.5	0.0	90.0	"Green house mode"
?A		172,260	509,428	-3.0	5.0	8.0	0.5	0.0	90.0	"Green house mode"
?A		172,174	509,592	-2.2	5.0	8.0	0.5	0.0	90.0	"Green house mode"
?A		171,968	509,377	-2.9	5.0	8.0	0.5	0.0	90.0	"Green house mode"
?A		172,667	508,747	-3.8	5.0	8.0	0.5	0.0	90.0	"Green house mode"
• A		172,398	509,506	-3.0	5.0	8.0	0.5	0.0	90.0	"Green house mode"
?A		172,352	508,147	-3.7	5.0	8.0	0.5	0.0	90.0	"Green house mode"
• A		172,226	508,072	-4.0	5.0	8.0	0.5	0.0	90.0	"Green house mode"
• A		172,446	508,514	-4.0	5.0	8.0	0.5	0.0	90.0	"Green house mode"
?A		172,083	508,294	-4.0	5.0	8.0	0.5	0.0	90.0	"Green house mode"
?A		172,036	508,323	-3.3	5.0	8.0	0.5	0.0	90.0	"Green house mode"
?A		172,137	508,256	-3.1	5.0	8.0	0.5	0.0	90.0	"Green house mode"
?A		172,494	508,304	-3.8	5.0	8.0	0.5	0.0	90.0	"Green house mode"
?A		172,157	508,310	-4.0	5.0	8.0	0.5	0.0	90.0	"Green house mode"
?A		172,260	508,139	-3.9	5.0	8.0	0.5	0.0	90.0	"Green house mode"
?A		172,339	508,222	-4.8	5.0	8.0	0.5	0.0	90.0	"Green house mode"
?A		172,008	509,117	-3.0	5.0	8.0	0.5	0.0	90.0	"Green house mode"
?A		172,574	509,244	-2.3	5.0	8.0	0.5	0.0	90.0	"Green house mode"
?A		172,540	508,368	-3.7	5.0	8.0	0.5	0.0	90.0	"Green house mode"
?A		172,261	509,024	-3.6	5.0	8.0	0.5	0.0	90.0	"Green house mode"
?A		172,400	509,316	-2.0	5.0	8.0	0.5	0.0	90.0	"Green house mode"
• A		172,411	508,177	-3.7	5.0	8.0	0.5	0.0	90.0	"Green house mode"
?A		171,949	509,129	-3.4	5.0	8.0	0.5	0.0	90.0	"Green house mode"
?A		172,203	508,034	-2.8	5.0	8.0	0.5	0.0	90.0	"Green house mode"
?B		172,251	508,766	-4.0	5.0	8.0	0.5	0.0	90.0	"Green house mode"
• B		172,623	508,603	-3.9	5.0	8.0	0.5	0.0	90.0	"Green house mode"
?B		172,818	508,961	-2.0	5.0	8.0	0.5	0.0	90.0	"Green house mode"
?B		172,719	508,811	-3.7	5.0	8.0	0.5	0.0	90.0	"Green house mode"
?B		171,922	509,536	-3.6	5.0	8.0	0.5	0.0	90.0	"Green house mode"
?B		172,463	508,647	-3.7	5.0	8.0	0.5	0.0	90.0	"Green house mode"
?B		172,506	508,922	-2.7	5.0	8.0	0.5	0.0	90.0	"Green house mode"
?B		172,483	508,847	-2.2	5.0	8.0	0.5	0.0	90.0	"Green house mode"
?B		172,657	508,615	-3.1	5.0	8.0	0.5	0.0	90.0	"Green house mode"
?B		172,263	509,506	-3.6	5.0	8.0	0.5	0.0	90.0	"Green house mode"
?B		172,191	509,570	-1.8	5.0	8.0	0.5	0.0	90.0	"Green house mode"
?B		171,910	509,363	-3.0	5.0	8.0	0.5	0.0	90.0	"Green house mode"
?B		172,672	508,743	-3.7	5.0	8.0	0.5	0.0	90.0	"Green house mode"
• B		172,392	509,515	-3.0	5.0	8.0	0.5	0.0	90.0	"Green house mode"
?B		172,340	508,179	-4.0	5.0	8.0	0.5	0.0	90.0	"Green house mode"
• B		172,198	508,103	-4.5	5.0	8.0	0.5	0.0	90.0	"Green house mode"
• B		172,449	508,519	-4.0	5.0	8.0	0.5	0.0	90.0	"Green house mode"
?B		172,042	508,352	-4.4	5.0	8.0	0.5	0.0	90.0	"Green house mode"
?B		172,049	508,244	-4.0	5.0	8.0	0.5	0.0	90.0	"Green house mode"
?B		172,142	508,253	-3.0	5.0	8.0	0.5	0.0	90.0	"Green house mode"
?B		172,497	508,308	-3.8	5.0	8.0	0.5	0.0	90.0	"Green house mode"
?B		172,120	508,764	-4.6	5.0	8.0	0.5	0.0	90.0	"Green house mode"
?B		172,235	508,134	-4.5	5.0	8.0	0.5	0.0	90.0	"Green house mode"
?B		172,322	508,201	-4.1	5.0	8.0	0.5	0.0	90.0	"Green house mode"
?B		172,416	509,209	-2.7	5.0	8.0	0.5	0.0	90.0	"Green house mode"
?B		172,550	509,274	-3.1	5.0	8.0	0.5	0.0	90.0	"Green house mode"
?B		172,549	508,382	-4.0	5.0	8.0	0.5	0.0	90.0	"Green house mode"
?B		172,281	509,110	-2.4	5.0	8.0	0.5	0.0	90.0	"Green house mode"

To be continued on next page...

SHADOW - Main Result

Calculation: Slagschaduw WPBlauw - Vergunningen - Inrichting 1 Klokbekeertocht

...continued from previous page

No.	Name	X (east)	Y (north)	Z	Width	Height	Height a.g.l.	Degrees from south	Slope of window	Direction mode
				[m]	[m]	[m]	[m]	°	°	
?B		172,385	509,301	-2.1	5.0	8.0	0.5	0.0	90.0	"Green house mode"
• B		172,395	508,151	-3.6	5.0	8.0	0.5	0.0	90.0	"Green house mode"
?B		171,944	509,092	-3.0	5.0	8.0	0.5	0.0	90.0	"Green house mode"
?B		172,183	508,041	-2.1	5.0	8.0	0.5	0.0	90.0	"Green house mode"
?C		172,356	508,639	-4.5	5.0	8.0	0.5	0.0	90.0	"Green house mode"
• C		172,630	508,599	-4.0	5.0	8.0	0.5	0.0	90.0	"Green house mode"
?C		172,824	508,957	-1.8	5.0	8.0	0.5	0.0	90.0	"Green house mode"
?C		172,638	508,536	-2.8	5.0	8.0	0.5	0.0	90.0	"Green house mode"
?C		171,957	509,568	-4.5	5.0	8.0	0.5	0.0	90.0	"Green house mode"
?C		172,529	508,633	-3.0	5.0	8.0	0.5	0.0	90.0	"Green house mode"
?C		172,476	508,949	-2.4	5.0	8.0	0.5	0.0	90.0	"Green house mode"
?C		172,462	508,862	-1.8	5.0	8.0	0.5	0.0	90.0	"Green house mode"
?C		172,652	508,619	-3.2	5.0	8.0	0.5	0.0	90.0	"Green house mode"
?C		172,247	509,571	-1.0	5.0	8.0	0.5	0.0	90.0	"Green house mode"
?C		172,176	509,598	-2.3	5.0	8.0	0.5	0.0	90.0	"Green house mode"
?C		171,988	509,390	-2.4	5.0	8.0	0.5	0.0	90.0	"Green house mode"
?C		172,678	508,740	-3.7	5.0	8.0	0.5	0.0	90.0	"Green house mode"
• C		172,389	509,519	-3.0	5.0	8.0	0.5	0.0	90.0	"Green house mode"
?C		172,346	508,132	-3.4	5.0	8.0	0.5	0.0	90.0	"Green house mode"
• C		172,220	508,071	-3.9	5.0	8.0	0.5	0.0	90.0	"Green house mode"
• C		172,466	508,525	-4.0	5.0	8.0	0.5	0.0	90.0	"Green house mode"
?C		172,078	508,298	-4.0	5.0	8.0	0.5	0.0	90.0	"Green house mode"
?C		172,031	508,326	-3.3	5.0	8.0	0.5	0.0	90.0	"Green house mode"
?C		172,146	508,249	-3.0	5.0	8.0	0.5	0.0	90.0	"Green house mode"
?C		172,535	508,406	-4.0	5.0	8.0	0.5	0.0	90.0	"Green house mode"
?C		172,114	508,761	-4.7	5.0	8.0	0.5	0.0	90.0	"Green house mode"
?C		172,230	508,132	-4.7	5.0	8.0	0.5	0.0	90.0	"Green house mode"
?C		172,351	508,214	-4.6	5.0	8.0	0.5	0.0	90.0	"Green house mode"
?C		172,421	509,212	-2.7	5.0	8.0	0.5	0.0	90.0	"Green house mode"
?C		172,586	509,241	-1.9	5.0	8.0	0.5	0.0	90.0	"Green house mode"
?C		172,552	508,387	-4.0	5.0	8.0	0.5	0.0	90.0	"Green house mode"
?C		172,140	508,169	-4.0	5.0	8.0	0.5	0.0	90.0	"Green house mode"
?C		172,390	509,304	-2.1	5.0	8.0	0.5	0.0	90.0	"Green house mode"
• C		172,388	508,140	-3.6	5.0	8.0	0.5	0.0	90.0	"Green house mode"
?C		171,951	509,124	-3.1	5.0	8.0	0.5	0.0	90.0	"Green house mode"
?C		172,163	508,054	-2.2	5.0	8.0	0.5	0.0	90.0	"Green house mode"
?D		172,353	508,633	-4.6	5.0	8.0	0.5	0.0	90.0	"Green house mode"
• D		172,637	508,594	-3.7	5.0	8.0	0.5	0.0	90.0	"Green house mode"
?D		172,834	508,949	-1.6	5.0	8.0	0.5	0.0	90.0	"Green house mode"
?D		172,614	508,542	-3.4	5.0	8.0	0.5	0.0	90.0	"Green house mode"
?D		171,921	509,542	-3.7	5.0	8.0	0.5	0.0	90.0	"Green house mode"
?D		172,506	508,608	-2.5	5.0	8.0	0.5	0.0	90.0	"Green house mode"
?D		172,472	508,944	-2.3	5.0	8.0	0.5	0.0	90.0	"Green house mode"
?D		172,474	508,822	-2.8	5.0	8.0	0.5	0.0	90.0	"Green house mode"
?D		172,647	508,622	-3.2	5.0	8.0	0.5	0.0	90.0	"Green house mode"
?D		172,258	509,503	-3.7	5.0	8.0	0.5	0.0	90.0	"Green house mode"
?D		172,196	509,582	-1.9	5.0	8.0	0.5	0.0	90.0	"Green house mode"
?D		171,913	509,340	-3.0	5.0	8.0	0.5	0.0	90.0	"Green house mode"
?D		172,683	508,736	-3.7	5.0	8.0	0.5	0.0	90.0	"Green house mode"
• D		172,383	509,528	-2.9	5.0	8.0	0.5	0.0	90.0	"Green house mode"
?D		172,332	508,166	-4.0	5.0	8.0	0.5	0.0	90.0	"Green house mode"
• D		172,192	508,106	-4.3	5.0	8.0	0.5	0.0	90.0	"Green house mode"
• D		172,472	508,525	-4.0	5.0	8.0	0.5	0.0	90.0	"Green house mode"
?D		172,047	508,347	-4.4	5.0	8.0	0.5	0.0	90.0	"Green house mode"
?D		172,044	508,248	-4.0	5.0	8.0	0.5	0.0	90.0	"Green house mode"
?D		172,150	508,246	-3.1	5.0	8.0	0.5	0.0	90.0	"Green house mode"
?D		172,511	508,326	-4.0	5.0	8.0	0.5	0.0	90.0	"Green house mode"
?D		172,067	508,727	-4.9	5.0	8.0	0.5	0.0	90.0	"Green house mode"
?D		172,224	508,131	-4.8	5.0	8.0	0.5	0.0	90.0	"Green house mode"
?D		172,369	508,202	-4.2	5.0	8.0	0.5	0.0	90.0	"Green house mode"
?D		172,429	509,212	-2.8	5.0	8.0	0.5	0.0	90.0	"Green house mode"
?D		172,563	509,273	-2.7	5.0	8.0	0.5	0.0	90.0	"Green house mode"
?D		172,558	508,396	-4.0	5.0	8.0	0.5	0.0	90.0	"Green house mode"
?D		172,137	508,164	-3.8	5.0	8.0	0.5	0.0	90.0	"Green house mode"
?D		172,393	509,307	-2.0	5.0	8.0	0.5	0.0	90.0	"Green house mode"

To be continued on next page...

SHADOW - Main Result

Calculation: Slagschaduw WPBlauw - Vergunningen - Inrichting 1 Klokbekeertocht

...continued from previous page

No.	Name	X (east)	Y (north)	Z	Width	Height	Height a.g.l.	Degrees from south	Slope of window	Direction mode
		[m]	[m]	[m]	[m]	[m]	[m]	[°]	[°]	
• D		172,385	508,135	-3.5	5.0	8.0	0.5	0.0	90.0	"Green house mode"
?D		171,945	509,086	-3.0	5.0	8.0	0.5	0.0	90.0	"Green house mode"
?D		172,147	508,064	-1.9	5.0	8.0	0.5	0.0	90.0	"Green house mode"
?E		172,037	509,590	-3.7	5.0	8.0	0.5	0.0	90.0	"Green house mode"
• E		172,644	508,588	-3.4	5.0	8.0	0.5	0.0	90.0	"Green house mode"
?E		172,690	508,971	-3.6	5.0	8.0	0.5	0.0	90.0	"Green house mode"
?E		172,606	508,546	-3.6	5.0	8.0	0.5	0.0	90.0	"Green house mode"
?E		171,963	509,569	-4.7	5.0	8.0	0.5	0.0	90.0	"Green house mode"
?E		172,714	508,717	-3.8	5.0	8.0	0.5	0.0	90.0	"Green house mode"
?E		172,531	508,898	-3.3	5.0	8.0	0.5	0.0	90.0	"Green house mode"
?E		172,487	508,816	-3.2	5.0	8.0	0.5	0.0	90.0	"Green house mode"
?E		172,642	508,625	-3.1	5.0	8.0	0.5	0.0	90.0	"Green house mode"
?E		172,241	509,569	-1.1	5.0	8.0	0.5	0.0	90.0	"Green house mode"
?E		172,181	509,613	-2.7	5.0	8.0	0.5	0.0	90.0	"Green house mode"
?E		171,920	509,325	-3.1	5.0	8.0	0.5	0.0	90.0	"Green house mode"
?E		172,687	508,733	-3.7	5.0	8.0	0.5	0.0	90.0	"Green house mode"
• E		172,380	509,533	-2.8	5.0	8.0	0.5	0.0	90.0	"Green house mode"
?E		172,341	508,128	-3.3	5.0	8.0	0.5	0.0	90.0	"Green house mode"
• E		172,205	508,070	-3.9	5.0	8.0	0.5	0.0	90.0	"Green house mode"
• E		172,484	508,526	-4.0	5.0	8.0	0.5	0.0	90.0	"Green house mode"
?E		172,058	508,268	-4.0	5.0	8.0	0.5	0.0	90.0	"Green house mode"
?E		172,026	508,329	-3.4	5.0	8.0	0.5	0.0	90.0	"Green house mode"
?E		172,155	508,242	-3.2	5.0	8.0	0.5	0.0	90.0	"Green house mode"
?E		172,539	508,413	-4.0	5.0	8.0	0.5	0.0	90.0	"Green house mode"
?E		172,062	508,724	-5.1	5.0	8.0	0.5	0.0	90.0	"Green house mode"
?E		172,217	508,131	-5.0	5.0	8.0	0.5	0.0	90.0	"Green house mode"
?E		172,373	508,199	-4.1	5.0	8.0	0.5	0.0	90.0	"Green house mode"
?E		172,434	509,215	-2.9	5.0	8.0	0.5	0.0	90.0	"Green house mode"
?E		172,591	509,231	-1.4	5.0	8.0	0.5	0.0	90.0	"Green house mode"
?E		172,563	508,400	-4.0	5.0	8.0	0.5	0.0	90.0	"Green house mode"
?E		172,132	508,155	-3.5	5.0	8.0	0.5	0.0	90.0	"Green house mode"
?E		172,396	509,309	-2.0	5.0	8.0	0.5	0.0	90.0	"Green house mode"
• E		172,378	508,125	-3.7	5.0	8.0	0.5	0.0	90.0	"Green house mode"
?E		171,955	509,118	-3.0	5.0	8.0	0.5	0.0	90.0	"Green house mode"
?E		172,115	508,085	-2.0	5.0	8.0	0.5	0.0	90.0	"Green house mode"
?F		172,034	509,606	-3.7	5.0	8.0	0.5	0.0	90.0	"Green house mode"
• F		172,662	508,571	-3.0	5.0	8.0	0.5	0.0	90.0	"Green house mode"
?F		172,838	508,946	-1.4	5.0	8.0	0.5	0.0	90.0	"Green house mode"
?F		172,599	508,551	-3.8	5.0	8.0	0.5	0.0	90.0	"Green house mode"
?F		171,918	509,553	-3.9	5.0	8.0	0.5	0.0	90.0	"Green house mode"
?F		172,725	508,710	-3.8	5.0	8.0	0.5	0.0	90.0	"Green house mode"
?F		172,469	508,938	-2.2	5.0	8.0	0.5	0.0	90.0	"Green house mode"
?F		172,494	508,812	-3.4	5.0	8.0	0.5	0.0	90.0	"Green house mode"
?F		172,637	508,629	-3.0	5.0	8.0	0.5	0.0	90.0	"Green house mode"
?F		172,223	509,558	-1.0	5.0	8.0	0.5	0.0	90.0	"Green house mode"
?F		172,198	509,588	-2.0	5.0	8.0	0.5	0.0	90.0	"Green house mode"
?F		171,945	509,320	-3.3	5.0	8.0	0.5	0.0	90.0	"Green house mode"
?F		172,693	508,729	-3.7	5.0	8.0	0.5	0.0	90.0	"Green house mode"
• F		172,380	509,548	-2.3	5.0	8.0	0.5	0.0	90.0	"Green house mode"
?F		172,327	508,161	-3.8	5.0	8.0	0.5	0.0	90.0	"Green house mode"
• F		172,181	508,114	-4.0	5.0	8.0	0.5	0.0	90.0	"Green house mode"
• F		172,490	508,526	-4.1	5.0	8.0	0.5	0.0	90.0	"Green house mode"
?F		172,051	508,344	-4.4	5.0	8.0	0.5	0.0	90.0	"Green house mode"
?F		172,025	508,222	-4.0	5.0	8.0	0.5	0.0	90.0	"Green house mode"
?F		172,170	508,267	-3.3	5.0	8.0	0.5	0.0	90.0	"Green house mode"
?F		172,513	508,332	-4.0	5.0	8.0	0.5	0.0	90.0	"Green house mode"
?F		172,056	508,720	-5.2	5.0	8.0	0.5	0.0	90.0	"Green house mode"
?F		172,207	508,135	-4.7	5.0	8.0	0.5	0.0	90.0	"Green house mode"
?F		172,386	508,191	-4.0	5.0	8.0	0.5	0.0	90.0	"Green house mode"
?F		172,438	509,218	-2.9	5.0	8.0	0.5	0.0	90.0	"Green house mode"
?F		172,596	509,222	-1.0	5.0	8.0	0.5	0.0	90.0	"Green house mode"
?F		172,568	508,410	-4.0	5.0	8.0	0.5	0.0	90.0	"Green house mode"
?F		172,128	508,150	-3.3	5.0	8.0	0.5	0.0	90.0	"Green house mode"
?F		172,399	509,311	-2.0	5.0	8.0	0.5	0.0	90.0	"Green house mode"
• F		172,375	508,120	-3.8	5.0	8.0	0.5	0.0	90.0	"Green house mode"

To be continued on next page...

SHADOW - Main Result

Calculation: Slagschaduw WPBlauw - Vergunningen - Inrichting 1 Klokbekeertocht

...continued from previous page

No.	Name	X (east)	Y (north)	Z	Width	Height	Height a.g.l.	Degrees from south	Slope of window	Direction mode
				[m]	[m]	[m]	[m]	°	°	
?F		171,948	509,081	-3.0	5.0	8.0	0.5	0.0	90.0	"Green house mode"
?F		172,098	508,098	-2.5	5.0	8.0	0.5	0.0	90.0	"Green house mode"
?G		172,032	509,612	-3.8	5.0	8.0	0.5	0.0	90.0	"Green house mode"
• G		172,658	508,563	-2.9	5.0	8.0	0.5	0.0	90.0	"Green house mode"
?G		172,695	508,967	-3.7	5.0	8.0	0.5	0.0	90.0	"Green house mode"
?G		172,593	508,556	-4.0	5.0	8.0	0.5	0.0	90.0	"Green house mode"
?G		171,974	509,572	-4.8	5.0	8.0	0.5	0.0	90.0	"Green house mode"
?G		172,731	508,707	-3.8	5.0	8.0	0.5	0.0	90.0	"Green house mode"
?G		172,536	508,903	-3.2	5.0	8.0	0.5	0.0	90.0	"Green house mode"
?G		172,506	508,804	-3.5	5.0	8.0	0.5	0.0	90.0	"Green house mode"
?G		172,038	509,417	-2.5	5.0	8.0	0.5	0.0	90.0	"Green house mode"
?G		172,250	509,498	-3.9	5.0	8.0	0.5	0.0	90.0	"Green house mode"
?G		172,181	509,619	-2.8	5.0	8.0	0.5	0.0	90.0	"Green house mode"
?G		171,967	509,335	-3.5	5.0	8.0	0.5	0.0	90.0	"Green house mode"
?G		172,258	509,462	-3.2	5.0	8.0	0.5	0.0	90.0	"Green house mode"
• G		172,377	509,553	-2.1	5.0	8.0	0.5	0.0	90.0	"Green house mode"
?G		172,332	508,115	-3.0	5.0	8.0	0.5	0.0	90.0	"Green house mode"
• G		172,199	508,070	-3.9	5.0	8.0	0.5	0.0	90.0	"Green house mode"
• G		172,506	508,522	-4.3	5.0	8.0	0.5	0.0	90.0	"Green house mode"
?G		172,063	508,264	-4.0	5.0	8.0	0.5	0.0	90.0	"Green house mode"
?G		172,007	508,300	-4.2	5.0	8.0	0.5	0.0	90.0	"Green house mode"
?G		172,164	508,269	-3.4	5.0	8.0	0.5	0.0	90.0	"Green house mode"
?G		172,545	508,423	-4.0	5.0	8.0	0.5	0.0	90.0	"Green house mode"
?G		172,051	508,717	-5.3	5.0	8.0	0.5	0.0	90.0	"Green house mode"
?G		172,201	508,138	-4.6	5.0	8.0	0.5	0.0	90.0	"Green house mode"
?G		172,392	508,187	-4.0	5.0	8.0	0.5	0.0	90.0	"Green house mode"
?G		172,444	509,221	-2.9	5.0	8.0	0.5	0.0	90.0	"Green house mode"
?G		172,572	509,142	-2.7	5.0	8.0	0.5	0.0	90.0	"Green house mode"
?G		172,572	508,415	-4.0	5.0	8.0	0.5	0.0	90.0	"Green house mode"
?G		172,113	508,128	-3.0	5.0	8.0	0.5	0.0	90.0	"Green house mode"
?G		172,386	509,296	-2.2	5.0	8.0	0.5	0.0	90.0	"Green house mode"
• G		172,369	508,110	-4.0	5.0	8.0	0.5	0.0	90.0	"Green house mode"
?G		171,959	509,114	-3.0	5.0	8.0	0.5	0.0	90.0	"Green house mode"
?G		172,067	508,120	-2.5	5.0	8.0	0.5	0.0	90.0	"Green house mode"
?H		172,811	508,938	-2.3	5.0	8.0	0.5	0.0	90.0	"Green house mode"
• H		172,654	508,556	-2.7	5.0	8.0	0.5	0.0	90.0	"Green house mode"
?H		172,843	508,943	-1.3	5.0	8.0	0.5	0.0	90.0	"Green house mode"
?H		172,586	508,561	-4.0	5.0	8.0	0.5	0.0	90.0	"Green house mode"
?H		171,917	509,559	-4.1	5.0	8.0	0.5	0.0	90.0	"Green house mode"
?H		172,736	508,703	-3.9	5.0	8.0	0.5	0.0	90.0	"Green house mode"
?H		172,466	508,933	-2.3	5.0	8.0	0.5	0.0	90.0	"Green house mode"
?H		172,513	508,800	-3.5	5.0	8.0	0.5	0.0	90.0	"Green house mode"
?H		171,995	509,435	-3.1	5.0	8.0	0.5	0.0	90.0	"Green house mode"
?H		172,220	509,553	-1.2	5.0	8.0	0.5	0.0	90.0	"Green house mode"
?H		172,210	509,601	-2.0	5.0	8.0	0.5	0.0	90.0	"Green house mode"
?H		171,982	509,350	-3.1	5.0	8.0	0.5	0.0	90.0	"Green house mode"
?H		172,264	509,434	-3.0	5.0	8.0	0.5	0.0	90.0	"Green house mode"
• H		172,371	509,562	-2.0	5.0	8.0	0.5	0.0	90.0	"Green house mode"
?H		172,311	508,135	-3.0	5.0	8.0	0.5	0.0	90.0	"Green house mode"
• H		172,177	508,118	-3.9	5.0	8.0	0.5	0.0	90.0	"Green house mode"
• H		172,511	508,519	-4.5	5.0	8.0	0.5	0.0	90.0	"Green house mode"
?H		172,055	508,341	-4.4	5.0	8.0	0.5	0.0	90.0	"Green house mode"
?H		172,052	508,201	-4.0	5.0	8.0	0.5	0.0	90.0	"Green house mode"
?H		172,200	508,363	-4.3	5.0	8.0	0.5	0.0	90.0	"Green house mode"
?H		172,204	508,263	-3.7	5.0	8.0	0.5	0.0	90.0	"Green house mode"
?H		172,045	508,714	-5.4	5.0	8.0	0.5	0.0	90.0	"Green house mode"
?H		172,196	508,141	-4.6	5.0	8.0	0.5	0.0	90.0	"Green house mode"
?H		171,961	508,705	-5.8	5.0	8.0	0.5	0.0	90.0	"Green house mode"
?H		172,446	509,228	-2.7	5.0	8.0	0.5	0.0	90.0	"Green house mode"
?H		172,596	509,212	-0.9	5.0	8.0	0.5	0.0	90.0	"Green house mode"
?H		172,147	509,003	-4.9	5.0	8.0	0.5	0.0	90.0	"Green house mode"
?H		172,110	508,123	-3.0	5.0	8.0	0.5	0.0	90.0	"Green house mode"
?H		172,389	509,299	-2.1	5.0	8.0	0.5	0.0	90.0	"Green house mode"
• H		172,365	508,105	-3.9	5.0	8.0	0.5	0.0	90.0	"Green house mode"
?H		171,953	509,077	-3.0	5.0	8.0	0.5	0.0	90.0	"Green house mode"

To be continued on next page...

SHADOW - Main Result

Calculation: Slagschaduw WPBlauw - Vergunningen - Inrichting 1 Klokbekeertocht

...continued from previous page

No.	Name	X (east)	Y (north)	Z	Width	Height	Height a.g.l.	Degrees from south	Slope of window	Direction mode
				[m]	[m]	[m]	[m]	[°]	[°]	
?H		172,032	508,142	-3.2	5.0	8.0	0.5	0.0	90.0	"Green house mode"
?I		172,826	508,924	-2.7	5.0	8.0	0.5	0.0	90.0	"Green house mode"
• I		172,649	508,549	-2.7	5.0	8.0	0.5	0.0	90.0	"Green house mode"
?I		172,699	508,965	-3.7	5.0	8.0	0.5	0.0	90.0	"Green house mode"
?I		172,580	508,566	-4.0	5.0	8.0	0.5	0.0	90.0	"Green house mode"
?I		171,980	509,573	-4.9	5.0	8.0	0.5	0.0	90.0	"Green house mode"
?I		172,741	508,699	-4.0	5.0	8.0	0.5	0.0	90.0	"Green house mode"
?I		172,454	508,917	-2.2	5.0	8.0	0.5	0.0	90.0	"Green house mode"
?I		172,516	508,824	-4.0	5.0	8.0	0.5	0.0	90.0	"Green house mode"
?I		172,057	509,429	-2.9	5.0	8.0	0.5	0.0	90.0	"Green house mode"
?I		172,245	509,495	-3.9	5.0	8.0	0.5	0.0	90.0	"Green house mode"
?I		172,176	509,634	-3.0	5.0	8.0	0.5	0.0	90.0	"Green house mode"
?I		172,004	509,363	-3.0	5.0	8.0	0.5	0.0	90.0	"Green house mode"
?I		172,263	509,465	-3.4	5.0	8.0	0.5	0.0	90.0	"Green house mode"
• I		172,368	509,567	-2.0	5.0	8.0	0.5	0.0	90.0	"Green house mode"
?I		172,328	508,110	-3.0	5.0	8.0	0.5	0.0	90.0	"Green house mode"
• I		172,187	508,078	-4.0	5.0	8.0	0.5	0.0	90.0	"Green house mode"
• I		172,521	508,512	-4.8	5.0	8.0	0.5	0.0	90.0	"Green house mode"
?I		172,067	508,261	-4.0	5.0	8.0	0.5	0.0	90.0	"Green house mode"
?I		172,013	508,297	-4.1	5.0	8.0	0.5	0.0	90.0	"Green house mode"
?I		172,248	508,325	-3.9	5.0	8.0	0.5	0.0	90.0	"Green house mode"
?I		172,224	508,347	-3.8	5.0	8.0	0.5	0.0	90.0	"Green house mode"
?I		172,062	508,689	-5.0	5.0	8.0	0.5	0.0	90.0	"Green house mode"
?I		172,244	508,287	-4.1	5.0	8.0	0.5	0.0	90.0	"Green house mode"
?I		172,086	508,740	-4.8	5.0	8.0	0.5	0.0	90.0	"Green house mode"
?I		172,455	509,260	-2.4	5.0	8.0	0.5	0.0	90.0	"Green house mode"
?I		172,558	509,128	-2.9	5.0	8.0	0.5	0.0	90.0	"Green house mode"
?I		172,177	508,953	-4.5	5.0	8.0	0.5	0.0	90.0	"Green house mode"
?I		172,196	509,425	-2.7	5.0	8.0	0.5	0.0	90.0	"Green house mode"
?I		172,392	509,301	-2.1	5.0	8.0	0.5	0.0	90.0	"Green house mode"
• I		172,358	508,096	-3.7	5.0	8.0	0.5	0.0	90.0	"Green house mode"
?I		171,961	509,108	-3.0	5.0	8.0	0.5	0.0	90.0	"Green house mode"
?I		172,010	508,155	-2.7	5.0	8.0	0.5	0.0	90.0	"Green house mode"
?J		172,822	508,919	-3.2	5.0	8.0	0.5	0.0	90.0	"Green house mode"
• J		172,644	508,543	-2.7	5.0	8.0	0.5	0.0	90.0	"Green house mode"
?J		172,847	508,940	-1.2	5.0	8.0	0.5	0.0	90.0	"Green house mode"
?J		172,555	508,570	-4.0	5.0	8.0	0.5	0.0	90.0	"Green house mode"
?J		171,919	509,572	-4.5	5.0	8.0	0.5	0.0	90.0	"Green house mode"
?J		171,979	509,407	-2.4	5.0	8.0	0.5	0.0	90.0	"Green house mode"
?J		172,543	508,914	-3.1	5.0	8.0	0.5	0.0	90.0	"Green house mode"
?J		172,520	508,830	-4.0	5.0	8.0	0.5	0.0	90.0	"Green house mode"
?J		172,014	509,449	-3.2	5.0	8.0	0.5	0.0	90.0	"Green house mode"
?J		172,241	509,492	-3.7	5.0	8.0	0.5	0.0	90.0	"Green house mode"
?J		172,215	509,604	-1.9	5.0	8.0	0.5	0.0	90.0	"Green house mode"
?J		172,017	509,378	-2.7	5.0	8.0	0.5	0.0	90.0	"Green house mode"
?J		172,277	509,444	-3.3	5.0	8.0	0.5	0.0	90.0	"Green house mode"
• J		172,362	509,576	-2.0	5.0	8.0	0.5	0.0	90.0	"Green house mode"
?J		172,306	508,129	-3.0	5.0	8.0	0.5	0.0	90.0	"Green house mode"
• J		172,169	508,089	-3.6	5.0	8.0	0.5	0.0	90.0	"Green house mode"
• J		172,526	508,509	-4.9	5.0	8.0	0.5	0.0	90.0	"Green house mode"
?J		172,060	508,337	-4.4	5.0	8.0	0.5	0.0	90.0	"Green house mode"
?J		172,023	508,292	-4.0	5.0	8.0	0.5	0.0	90.0	"Green house mode"
?J		172,265	508,316	-4.0	5.0	8.0	0.5	0.0	90.0	"Green house mode"
?J		172,201	508,312	-4.0	5.0	8.0	0.5	0.0	90.0	"Green house mode"
?J		172,065	508,684	-5.0	5.0	8.0	0.5	0.0	90.0	"Green house mode"
?J		172,245	508,253	-4.8	5.0	8.0	0.5	0.0	90.0	"Green house mode"
?J		172,099	508,725	-4.2	5.0	8.0	0.5	0.0	90.0	"Green house mode"
?J		172,451	509,231	-2.7	5.0	8.0	0.5	0.0	90.0	"Green house mode"
?J		172,596	509,201	-0.9	5.0	8.0	0.5	0.0	90.0	"Green house mode"
?J		172,153	509,006	-4.8	5.0	8.0	0.5	0.0	90.0	"Green house mode"
?J		172,217	509,457	-3.0	5.0	8.0	0.5	0.0	90.0	"Green house mode"
?J		172,395	509,302	-2.0	5.0	8.0	0.5	0.0	90.0	"Green house mode"
• J		172,355	508,517	-4.0	5.0	8.0	0.5	0.0	90.0	"Green house mode"
?J		171,956	509,071	-3.0	5.0	8.0	0.5	0.0	90.0	"Green house mode"
?J		172,392	508,624	-5.0	5.0	8.0	0.5	0.0	90.0	"Green house mode"

To be continued on next page...

SHADOW - Main Result

Calculation: Slagschaduw WPBlauw - Vergunningen - Inrichting 1 Klokbekeertocht

...continued from previous page

No.	Name	X (east)	Y (north)	Z	Width	Height	Height a.g.l.	Degrees from south	Slope of window	Direction mode
				[m]	[m]	[m]	[m]	°	°	
?K		172,820	508,915	-3.5	5.0	8.0	0.5	0.0	90.0	"Green house mode"
• K		172,663	509,064	-3.0	5.0	8.0	0.5	0.0	90.0	"Green house mode"
?K		172,706	508,965	-3.8	5.0	8.0	0.5	0.0	90.0	"Green house mode"
?K		172,559	508,576	-3.8	5.0	8.0	0.5	0.0	90.0	"Green house mode"
?K		171,922	509,577	-4.7	5.0	8.0	0.5	0.0	90.0	"Green house mode"
?K		172,001	509,408	-2.2	5.0	8.0	0.5	0.0	90.0	"Green house mode"
?K		172,460	508,914	-2.1	5.0	8.0	0.5	0.0	90.0	"Green house mode"
?K		172,528	508,842	-4.0	5.0	8.0	0.5	0.0	90.0	"Green house mode"
?K		172,075	509,443	-3.0	5.0	8.0	0.5	0.0	90.0	"Green house mode"
?K		172,212	509,533	-2.5	5.0	8.0	0.5	0.0	90.0	"Green house mode"
?K		172,175	509,640	-3.0	5.0	8.0	0.5	0.0	90.0	"Green house mode"
?K		171,942	509,476	-3.9	5.0	8.0	0.5	0.0	90.0	"Green house mode"
?K		172,268	509,468	-3.5	5.0	8.0	0.5	0.0	90.0	"Green house mode"
• K		172,360	509,581	-2.0	5.0	8.0	0.5	0.0	90.0	"Green house mode"
?K		172,317	508,095	-3.1	5.0	8.0	0.5	0.0	90.0	"Green house mode"
• K		172,164	508,092	-3.4	5.0	8.0	0.5	0.0	90.0	"Green house mode"
• K		172,133	508,333	-4.0	5.0	8.0	0.5	0.0	90.0	"Green house mode"
?K		172,072	508,258	-4.0	5.0	8.0	0.5	0.0	90.0	"Green house mode"
?K		172,027	508,290	-4.0	5.0	8.0	0.5	0.0	90.0	"Green house mode"
?K		172,268	508,362	-3.0	5.0	8.0	0.5	0.0	90.0	"Green house mode"
?K		172,201	508,259	-3.6	5.0	8.0	0.5	0.0	90.0	"Green house mode"
?K		172,069	508,680	-4.9	5.0	8.0	0.5	0.0	90.0	"Green house mode"
?K		172,261	508,275	-4.4	5.0	8.0	0.5	0.0	90.0	"Green house mode"
?K		172,537	508,602	-2.6	5.0	8.0	0.5	0.0	90.0	"Green house mode"
?K		172,461	509,264	-2.6	5.0	8.0	0.5	0.0	90.0	"Green house mode"
?K		172,594	509,191	-1.0	5.0	8.0	0.5	0.0	90.0	"Green house mode"
?K		172,182	508,957	-4.4	5.0	8.0	0.5	0.0	90.0	"Green house mode"
?K		172,209	509,416	-3.0	5.0	8.0	0.5	0.0	90.0	"Green house mode"
?K		172,398	509,305	-2.0	5.0	8.0	0.5	0.0	90.0	"Green house mode"
• K		172,376	508,539	-4.0	5.0	8.0	0.5	0.0	90.0	"Green house mode"
?K		172,469	509,174	-3.0	5.0	8.0	0.5	0.0	90.0	"Green house mode"
?K		172,400	508,668	-4.0	5.0	8.0	0.5	0.0	90.0	"Green house mode"
?L		172,817	508,910	-4.0	5.0	8.0	0.5	0.0	90.0	"Green house mode"
• L		172,714	509,048	-2.0	5.0	8.0	0.5	0.0	90.0	"Green house mode"
?L		172,713	508,966	-3.6	5.0	8.0	0.5	0.0	90.0	"Green house mode"
?L		172,563	508,583	-3.6	5.0	8.0	0.5	0.0	90.0	"Green house mode"
?L		171,935	509,583	-4.9	5.0	8.0	0.5	0.0	90.0	"Green house mode"
?L		171,969	509,438	-3.6	5.0	8.0	0.5	0.0	90.0	"Green house mode"
?L		172,546	508,919	-3.3	5.0	8.0	0.5	0.0	90.0	"Green house mode"
?L		172,532	508,848	-4.0	5.0	8.0	0.5	0.0	90.0	"Green house mode"
?L		172,032	509,458	-3.0	5.0	8.0	0.5	0.0	90.0	"Green house mode"
?L		172,236	509,489	-3.5	5.0	8.0	0.5	0.0	90.0	"Green house mode"
?L		172,228	509,611	-1.6	5.0	8.0	0.5	0.0	90.0	"Green house mode"
?L		172,592	508,732	-4.0	5.0	8.0	0.5	0.0	90.0	"Green house mode"
?L		172,282	509,447	-3.4	5.0	8.0	0.5	0.0	90.0	"Green house mode"
• L		172,352	509,558	-2.0	5.0	8.0	0.5	0.0	90.0	"Green house mode"
?L		172,292	508,113	-3.0	5.0	8.0	0.5	0.0	90.0	"Green house mode"
• L		172,154	508,100	-3.2	5.0	8.0	0.5	0.0	90.0	"Green house mode"
• L		172,213	508,330	-4.0	5.0	8.0	0.5	0.0	90.0	"Green house mode"
?L		172,065	508,335	-4.5	5.0	8.0	0.5	0.0	90.0	"Green house mode"
?L		172,032	508,287	-4.0	5.0	8.0	0.5	0.0	90.0	"Green house mode"
?L		172,300	508,291	-4.0	5.0	8.0	0.5	0.0	90.0	"Green house mode"
?L		172,185	508,296	-4.0	5.0	8.0	0.5	0.0	90.0	"Green house mode"
?L		172,072	508,674	-4.9	5.0	8.0	0.5	0.0	90.0	"Green house mode"
?L		172,265	508,240	-4.9	5.0	8.0	0.5	0.0	90.0	"Green house mode"
?L		172,381	509,010	-2.7	5.0	8.0	0.5	0.0	90.0	"Green house mode"
?L		172,457	509,235	-2.7	5.0	8.0	0.5	0.0	90.0	"Green house mode"
?L		172,325	508,273	-4.5	5.0	8.0	0.5	0.0	90.0	"Green house mode"
?L		172,158	509,008	-4.7	5.0	8.0	0.5	0.0	90.0	"Green house mode"
?L		172,222	509,454	-3.0	5.0	8.0	0.5	0.0	90.0	"Green house mode"
?L		172,402	509,308	-2.0	5.0	8.0	0.5	0.0	90.0	"Green house mode"
• L		172,363	508,512	-4.0	5.0	8.0	0.5	0.0	90.0	"Green house mode"
?L		172,355	508,090	-3.7	5.0	8.0	0.5	0.0	90.0	"Green house mode"
?L		172,381	508,610	-5.0	5.0	8.0	0.5	0.0	90.0	"Green house mode"
?M		172,814	508,906	-3.8	5.0	8.0	0.5	0.0	90.0	"Green house mode"

To be continued on next page...

SHADOW - Main Result

Calculation: Slagschaduw WPBlauw - Vergunningen - Inrichting 1 Klokbekeertocht

...continued from previous page

No.	Name	X (east)	Y (north)	Z	Width	Height	Height a.g.l.	Degrees from south CW [°]	Slope of window [°]	Direction mode
• M		172,668	509,063	-2.9	5.0	8.0	0.5	0.0	90.0	"Green house mode"
?M		172,738	508,995	-3.0	5.0	8.0	0.5	0.0	90.0	"Green house mode"
?M		172,567	508,590	-3.5	5.0	8.0	0.5	0.0	90.0	"Green house mode"
?M		171,941	509,584	-4.9	5.0	8.0	0.5	0.0	90.0	"Green house mode"
?M		172,539	508,965	-4.4	5.0	8.0	0.5	0.0	90.0	"Green house mode"
?M		172,465	508,910	-2.0	5.0	8.0	0.5	0.0	90.0	"Green house mode"
?M		172,542	508,861	-4.0	5.0	8.0	0.5	0.0	90.0	"Green house mode"
?M		172,091	509,453	-3.0	5.0	8.0	0.5	0.0	90.0	"Green house mode"
?M		172,216	509,516	-3.0	5.0	8.0	0.5	0.0	90.0	"Green house mode"
?M		172,171	509,653	-3.0	5.0	8.0	0.5	0.0	90.0	"Green house mode"
?M		172,587	508,736	-3.9	5.0	8.0	0.5	0.0	90.0	"Green house mode"
?M		172,272	509,471	-3.7	5.0	8.0	0.5	0.0	90.0	"Green house mode"
• M		172,347	509,555	-2.1	5.0	8.0	0.5	0.0	90.0	"Green house mode"
?M		172,312	508,092	-3.2	5.0	8.0	0.5	0.0	90.0	"Green house mode"
• M		172,147	508,102	-3.1	5.0	8.0	0.5	0.0	90.0	"Green house mode"
• M		172,117	508,345	-4.0	5.0	8.0	0.5	0.0	90.0	"Green house mode"
?M		172,076	508,255	-4.0	5.0	8.0	0.5	0.0	90.0	"Green house mode"
?M		172,038	508,285	-4.0	5.0	8.0	0.5	0.0	90.0	"Green house mode"
?M		172,287	508,347	-3.1	5.0	8.0	0.5	0.0	90.0	"Green house mode"
?M		172,195	508,250	-3.7	5.0	8.0	0.5	0.0	90.0	"Green house mode"
?M		172,150	508,182	-4.2	5.0	8.0	0.5	0.0	90.0	"Green house mode"
?M		172,281	508,261	-4.3	5.0	8.0	0.5	0.0	90.0	"Green house mode"
?M		171,812	508,844	-2.7	5.0	8.0	0.5	0.0	90.0	"Green house mode"
?M		172,472	509,270	-2.9	5.0	8.0	0.5	0.0	90.0	"Green house mode"
?M		172,344	508,310	-4.0	5.0	8.0	0.5	0.0	90.0	"Green house mode"
?M		172,188	508,961	-4.2	5.0	8.0	0.5	0.0	90.0	"Green house mode"
?M		172,362	508,548	-4.3	5.0	8.0	0.5	0.0	90.0	"Green house mode"
?M		172,388	509,291	-2.2	5.0	8.0	0.5	0.0	90.0	"Green house mode"
• M		172,382	508,535	-4.0	5.0	8.0	0.5	0.0	90.0	"Green house mode"
?M		172,348	508,080	-3.5	5.0	8.0	0.5	0.0	90.0	"Green house mode"
?M		172,415	508,611	-4.9	5.0	8.0	0.5	0.0	90.0	"Green house mode"
?N		172,810	508,900	-3.6	5.0	8.0	0.5	0.0	90.0	"Green house mode"
• N		172,710	509,039	-2.5	5.0	8.0	0.5	0.0	90.0	"Green house mode"
?N		172,737	508,989	-3.1	5.0	8.0	0.5	0.0	90.0	"Green house mode"
?N		172,383	509,361	-2.3	5.0	8.0	0.5	0.0	90.0	"Green house mode"
?N		171,956	509,588	-5.0	5.0	8.0	0.5	0.0	90.0	"Green house mode"
?N		172,516	508,993	-3.3	5.0	8.0	0.5	0.0	90.0	"Green house mode"
?N		172,549	508,925	-3.5	5.0	8.0	0.5	0.0	90.0	"Green house mode"
?N		172,545	508,866	-4.0	5.0	8.0	0.5	0.0	90.0	"Green house mode"
?N		172,051	509,470	-3.1	5.0	8.0	0.5	0.0	90.0	"Green house mode"
?N		172,232	509,486	-3.4	5.0	8.0	0.5	0.0	90.0	"Green house mode"
?N		172,234	509,613	-1.4	5.0	8.0	0.5	0.0	90.0	"Green house mode"
?N		172,582	508,740	-3.7	5.0	8.0	0.5	0.0	90.0	"Green house mode"
?N		172,292	509,453	-3.6	5.0	8.0	0.5	0.0	90.0	"Green house mode"
• N		172,337	509,548	-2.3	5.0	8.0	0.5	0.0	90.0	"Green house mode"
?N		172,286	508,112	-3.2	5.0	8.0	0.5	0.0	90.0	"Green house mode"
• N		172,139	508,111	-3.0	5.0	8.0	0.5	0.0	90.0	"Green house mode"
• N		172,184	508,348	-4.8	5.0	8.0	0.5	0.0	90.0	"Green house mode"
?N		172,068	508,331	-4.4	5.0	8.0	0.5	0.0	90.0	"Green house mode"
?N		172,120	508,202	-3.5	5.0	8.0	0.5	0.0	90.0	"Green house mode"
?N		172,307	508,287	-4.0	5.0	8.0	0.5	0.0	90.0	"Green house mode"
?N		172,101	508,173	-3.0	5.0	8.0	0.5	0.0	90.0	"Green house mode"
?N		172,146	508,178	-4.1	5.0	8.0	0.5	0.0	90.0	"Green house mode"
?N		172,270	508,236	-4.9	5.0	8.0	0.5	0.0	90.0	"Green house mode"
?N		172,504	508,733	-2.6	5.0	8.0	0.5	0.0	90.0	"Green house mode"
?N		172,480	509,251	-3.0	5.0	8.0	0.5	0.0	90.0	"Green house mode"
?N		172,336	508,267	-4.7	5.0	8.0	0.5	0.0	90.0	"Green house mode"
?N		172,164	509,010	-4.7	5.0	8.0	0.5	0.0	90.0	"Green house mode"
?N		172,349	508,522	-4.0	5.0	8.0	0.5	0.0	90.0	"Green house mode"
?N		172,393	509,295	-2.1	5.0	8.0	0.5	0.0	90.0	"Green house mode"
• N		172,370	508,508	-4.0	5.0	8.0	0.5	0.0	90.0	"Green house mode"
?N		172,345	508,075	-3.4	5.0	8.0	0.5	0.0	90.0	"Green house mode"
?N		172,434	508,652	-4.1	5.0	8.0	0.5	0.0	90.0	"Green house mode"
?O		172,475	509,243	-3.0	5.0	8.0	0.5	0.0	90.0	"Green house mode"
• O		172,673	509,059	-2.8	5.0	8.0	0.5	0.0	90.0	"Green house mode"

To be continued on next page...

SHADOW - Main Result

Calculation: Slagschaduw WPBlauw - Vergunningen - Inrichting 1 Klokbekeertocht

...continued from previous page

No.	Name	X (east)	Y (north)	Z	Width	Height	Height a.g.l.	Degrees from south	Slope of window	Direction mode
				[m]	[m]	[m]	[m]	[°]	[°]	
?O		172,741	508,984	-3.0	5.0	8.0	0.5	0.0	90.0	"Green house mode"
?O		172,482	509,407	-3.1	5.0	8.0	0.5	0.0	90.0	"Green house mode"
?O		171,962	509,590	-5.0	5.0	8.0	0.5	0.0	90.0	"Green house mode"
?O		172,536	508,960	-4.2	5.0	8.0	0.5	0.0	90.0	"Green house mode"
?O		172,470	508,906	-2.0	5.0	8.0	0.5	0.0	90.0	"Green house mode"
?O		172,554	508,879	-3.9	5.0	8.0	0.5	0.0	90.0	"Green house mode"
?O		172,109	509,464	-3.0	5.0	8.0	0.5	0.0	90.0	"Green house mode"
?O		172,220	509,511	-3.1	5.0	8.0	0.5	0.0	90.0	"Green house mode"
?O		172,167	509,660	-2.9	5.0	8.0	0.5	0.0	90.0	"Green house mode"
?O		172,576	508,743	-3.6	5.0	8.0	0.5	0.0	90.0	"Green house mode"
?O		172,277	509,474	-3.8	5.0	8.0	0.5	0.0	90.0	"Green house mode"
• O		172,331	509,545	-2.4	5.0	8.0	0.5	0.0	90.0	"Green house mode"
?O		172,296	508,085	-3.6	5.0	8.0	0.5	0.0	90.0	"Green house mode"
• O		172,133	508,115	-3.0	5.0	8.0	0.5	0.0	90.0	"Green house mode"
• O		172,090	508,315	-4.0	5.0	8.0	0.5	0.0	90.0	"Green house mode"
?O		172,081	508,252	-4.0	5.0	8.0	0.5	0.0	90.0	"Green house mode"
?O		172,126	508,198	-3.6	5.0	8.0	0.5	0.0	90.0	"Green house mode"
?O		172,301	508,338	-3.6	5.0	8.0	0.5	0.0	90.0	"Green house mode"
?O		172,192	508,245	-3.8	5.0	8.0	0.5	0.0	90.0	"Green house mode"
?O		172,124	509,111	-3.2	5.0	8.0	0.5	0.0	90.0	"Green house mode"
?O		172,285	508,257	-4.2	5.0	8.0	0.5	0.0	90.0	"Green house mode"
?O		172,469	508,747	-3.1	5.0	8.0	0.5	0.0	90.0	"Green house mode"
?O		172,478	509,273	-3.0	5.0	8.0	0.5	0.0	90.0	"Green house mode"
?O		172,358	508,299	-4.0	5.0	8.0	0.5	0.0	90.0	"Green house mode"
?O		172,195	508,965	-4.0	5.0	8.0	0.5	0.0	90.0	"Green house mode"
?O		172,368	508,544	-4.2	5.0	8.0	0.5	0.0	90.0	"Green house mode"
?O		172,397	509,298	-2.0	5.0	8.0	0.5	0.0	90.0	"Green house mode"
• O		172,776	508,495	-2.6	5.0	8.0	0.5	0.0	90.0	"Green house mode"
?O		172,336	508,064	-3.1	5.0	8.0	0.5	0.0	90.0	"Green house mode"
?O		172,407	508,596	-4.9	5.0	8.0	0.5	0.0	90.0	"Green house mode"
?P		172,467	509,219	-3.0	5.0	8.0	0.5	0.0	90.0	"Green house mode"
• P		172,706	509,033	-2.9	5.0	8.0	0.5	0.0	90.0	"Green house mode"
?P		172,744	508,980	-3.0	5.0	8.0	0.5	0.0	90.0	"Green house mode"
?P		172,435	509,458	-2.0	5.0	8.0	0.5	0.0	90.0	"Green house mode"
?P		171,976	509,593	-5.0	5.0	8.0	0.5	0.0	90.0	"Green house mode"
?P		172,513	508,986	-3.4	5.0	8.0	0.5	0.0	90.0	"Green house mode"
?P		172,481	508,896	-2.1	5.0	8.0	0.5	0.0	90.0	"Green house mode"
?P		172,626	508,654	-3.0	5.0	8.0	0.5	0.0	90.0	"Green house mode"
?P		172,066	509,482	-3.0	5.0	8.0	0.5	0.0	90.0	"Green house mode"
?P		172,227	509,483	-3.2	5.0	8.0	0.5	0.0	90.0	"Green house mode"
?P		172,225	509,638	-2.7	5.0	8.0	0.5	0.0	90.0	"Green house mode"
?P		172,570	508,747	-3.4	5.0	8.0	0.5	0.0	90.0	"Green house mode"
?P		172,298	509,457	-3.8	5.0	8.0	0.5	0.0	90.0	"Green house mode"
• P		172,323	509,540	-2.5	5.0	8.0	0.5	0.0	90.0	"Green house mode"
?P		172,271	508,110	-3.6	5.0	8.0	0.5	0.0	90.0	"Green house mode"
• P		172,416	508,451	-3.3	5.0	8.0	0.5	0.0	90.0	"Green house mode"
• P		172,094	508,311	-4.0	5.0	8.0	0.5	0.0	90.0	"Green house mode"
?P		172,073	508,327	-4.2	5.0	8.0	0.5	0.0	90.0	"Green house mode"
?P		172,136	508,214	-3.4	5.0	8.0	0.5	0.0	90.0	"Green house mode"
?P		172,326	508,321	-4.0	5.0	8.0	0.5	0.0	90.0	"Green house mode"
?P		172,086	508,144	-3.0	5.0	8.0	0.5	0.0	90.0	"Green house mode"
?P		172,218	509,312	-2.2	5.0	8.0	0.5	0.0	90.0	"Green house mode"
?P		172,279	508,231	-4.9	5.0	8.0	0.5	0.0	90.0	"Green house mode"
?P		172,517	508,747	-2.8	5.0	8.0	0.5	0.0	90.0	"Green house mode"
?P		172,495	509,251	-3.0	5.0	8.0	0.5	0.0	90.0	"Green house mode"
?P		172,342	508,263	-4.9	5.0	8.0	0.5	0.0	90.0	"Green house mode"
?P		172,208	509,054	-4.0	5.0	8.0	0.5	0.0	90.0	"Green house mode"
?P		172,381	509,310	-2.0	5.0	8.0	0.5	0.0	90.0	"Green house mode"
?P		172,400	509,301	-2.0	5.0	8.0	0.5	0.0	90.0	"Green house mode"
• P		172,555	508,496	-5.0	5.0	8.0	0.5	0.0	90.0	"Green house mode"
?P		172,332	508,061	-3.0	5.0	8.0	0.5	0.0	90.0	"Green house mode"
?P		172,402	508,674	-4.0	5.0	8.0	0.5	0.0	90.0	"Green house mode"
?Q		172,495	509,227	-3.0	5.0	8.0	0.5	0.0	90.0	"Green house mode"
• Q		172,676	509,056	-2.8	5.0	8.0	0.5	0.0	90.0	"Green house mode"
?Q		172,745	508,974	-3.0	5.0	8.0	0.5	0.0	90.0	"Green house mode"

To be continued on next page...

SHADOW - Main Result

Calculation: Slagschaduw WPBlauw - Vergunningen - Inrichting 1 Klokbekeertocht

...continued from previous page

No.	Name	X (east)	Y (north)	Z	Width	Height	Height a.g.l.	Degrees from south	Slope of window	Direction mode
				[m]	[m]	[m]	[m]	[°]	[°]	
?Q		171,957	509,492	-4.2	5.0	8.0	0.5	0.0	90.0	"Green house mode"
?Q		171,982	509,594	-5.0	5.0	8.0	0.5	0.0	90.0	"Green house mode"
?Q		172,533	508,955	-4.0	5.0	8.0	0.5	0.0	90.0	"Green house mode"
?Q		172,573	508,918	-3.3	5.0	8.0	0.5	0.0	90.0	"Green house mode"
?Q		172,630	508,659	-3.0	5.0	8.0	0.5	0.0	90.0	"Green house mode"
?Q		172,131	509,478	-3.0	5.0	8.0	0.5	0.0	90.0	"Green house mode"
?Q		172,148	509,542	-2.3	5.0	8.0	0.5	0.0	90.0	"Green house mode"
?Q		172,220	509,636	-2.8	5.0	8.0	0.5	0.0	90.0	"Green house mode"
?Q		172,560	508,755	-3.1	5.0	8.0	0.5	0.0	90.0	"Green house mode"
?Q		172,282	509,477	-3.9	5.0	8.0	0.5	0.0	90.0	"Green house mode"
• Q		172,573	508,822	-3.5	5.0	8.0	0.5	0.0	90.0	"Green house mode"
?Q		172,289	508,085	-3.7	5.0	8.0	0.5	0.0	90.0	"Green house mode"
• Q		172,439	508,440	-3.9	5.0	8.0	0.5	0.0	90.0	"Green house mode"
• Q		172,099	508,308	-4.0	5.0	8.0	0.5	0.0	90.0	"Green house mode"
?Q		172,086	508,249	-4.0	5.0	8.0	0.5	0.0	90.0	"Green house mode"
?Q		172,131	508,218	-3.4	5.0	8.0	0.5	0.0	90.0	"Green house mode"
?Q		172,494	508,347	-4.0	5.0	8.0	0.5	0.0	90.0	"Green house mode"
?Q		172,182	508,230	-4.0	5.0	8.0	0.5	0.0	90.0	"Green house mode"
?Q		172,703	508,682	-3.0	5.0	8.0	0.5	0.0	90.0	"Green house mode"
?Q		172,297	508,250	-4.4	5.0	8.0	0.5	0.0	90.0	"Green house mode"
?Q		172,472	508,752	-3.0	5.0	8.0	0.5	0.0	90.0	"Green house mode"
?Q		172,494	509,278	-3.4	5.0	8.0	0.5	0.0	90.0	"Green house mode"
?Q		172,373	508,288	-4.0	5.0	8.0	0.5	0.0	90.0	"Green house mode"
?Q		172,201	508,967	-3.7	5.0	8.0	0.5	0.0	90.0	"Green house mode"
?Q		172,384	509,312	-2.0	5.0	8.0	0.5	0.0	90.0	"Green house mode"
?Q		172,402	509,302	-2.0	5.0	8.0	0.5	0.0	90.0	"Green house mode"
• Q		172,559	508,492	-4.9	5.0	8.0	0.5	0.0	90.0	"Green house mode"
?Q		172,318	508,056	-3.5	5.0	8.0	0.5	0.0	90.0	"Green house mode"
?Q		172,414	508,684	-4.2	5.0	8.0	0.5	0.0	90.0	"Green house mode"
?R		172,471	509,213	-3.0	5.0	8.0	0.5	0.0	90.0	"Green house mode"
• R		172,754	509,020	-1.7	5.0	8.0	0.5	0.0	90.0	"Green house mode"
?R		172,746	508,969	-2.9	5.0	8.0	0.5	0.0	90.0	"Green house mode"
?R		171,939	509,481	-3.8	5.0	8.0	0.5	0.0	90.0	"Green house mode"
?R		171,996	509,590	-4.7	5.0	8.0	0.5	0.0	90.0	"Green house mode"
?R		172,510	508,980	-3.5	5.0	8.0	0.5	0.0	90.0	"Green house mode"
?R		172,486	508,893	-2.3	5.0	8.0	0.5	0.0	90.0	"Green house mode"
?R		172,636	508,670	-3.2	5.0	8.0	0.5	0.0	90.0	"Green house mode"
?R		172,082	509,493	-3.0	5.0	8.0	0.5	0.0	90.0	"Green house mode"
?R		172,178	509,527	-2.1	5.0	8.0	0.5	0.0	90.0	"Green house mode"
?R		172,207	509,633	-3.0	5.0	8.0	0.5	0.0	90.0	"Green house mode"
?R		172,555	508,760	-3.0	5.0	8.0	0.5	0.0	90.0	"Green house mode"
?R		172,308	509,463	-4.0	5.0	8.0	0.5	0.0	90.0	"Green house mode"
• R		172,569	508,817	-3.6	5.0	8.0	0.5	0.0	90.0	"Green house mode"
?R		172,265	508,109	-3.7	5.0	8.0	0.5	0.0	90.0	"Green house mode"
• R		172,419	508,458	-3.4	5.0	8.0	0.5	0.0	90.0	"Green house mode"
• R		172,104	508,306	-4.0	5.0	8.0	0.5	0.0	90.0	"Green house mode"
?R		172,060	508,309	-3.9	5.0	8.0	0.5	0.0	90.0	"Green house mode"
?R		172,127	508,221	-3.4	5.0	8.0	0.5	0.0	90.0	"Green house mode"
?R		172,471	508,265	-3.2	5.0	8.0	0.5	0.0	90.0	"Green house mode"
?R		172,178	508,225	-4.0	5.0	8.0	0.5	0.0	90.0	"Green house mode"
?R		172,684	508,831	-3.8	5.0	8.0	0.5	0.0	90.0	"Green house mode"
?R		172,283	508,227	-5.0	5.0	8.0	0.5	0.0	90.0	"Green house mode"
?R		172,475	508,757	-3.0	5.0	8.0	0.5	0.0	90.0	"Green house mode"
?R		172,505	509,251	-3.1	5.0	8.0	0.5	0.0	90.0	"Green house mode"
?R		172,360	508,252	-5.0	5.0	8.0	0.5	0.0	90.0	"Green house mode"
?R		172,214	509,057	-4.0	5.0	8.0	0.5	0.0	90.0	"Green house mode"
?R		172,389	509,314	-2.0	5.0	8.0	0.5	0.0	90.0	"Green house mode"
?R		172,405	509,304	-2.0	5.0	8.0	0.5	0.0	90.0	"Green house mode"
• R		172,571	508,485	-4.9	5.0	8.0	0.5	0.0	90.0	"Green house mode"
?R		172,311	508,055	-3.8	5.0	8.0	0.5	0.0	90.0	"Green house mode"
?R		172,455	508,686	-4.5	5.0	8.0	0.5	0.0	90.0	"Green house mode"
?S		172,493	509,221	-3.0	5.0	8.0	0.5	0.0	90.0	"Green house mode"
• S		172,682	509,051	-2.7	5.0	8.0	0.5	0.0	90.0	"Green house mode"
?S		172,747	508,964	-2.8	5.0	8.0	0.5	0.0	90.0	"Green house mode"
?S		171,954	509,498	-4.1	5.0	8.0	0.5	0.0	90.0	"Green house mode"

To be continued on next page...

SHADOW - Main Result

Calculation: Slagschaduw WPBlauw - Vergunningen - Inrichting 1 Klokbekeertocht

...continued from previous page

No.	Name	X (east)	Y (north)	Z	Width	Height	Height a.g.l.	Degrees from south	Slope of window	Direction mode
		[m]	[m]	[m]	[m]	[m]	[m]	[°]	[°]	
?S		172,001	509,587	-4.6	5.0	8.0	0.5	0.0	90.0	"Green house mode"
?S		172,529	508,949	-3.7	5.0	8.0	0.5	0.0	90.0	"Green house mode"
?S		172,578	508,914	-3.2	5.0	8.0	0.5	0.0	90.0	"Green house mode"
?S		172,639	508,674	-3.3	5.0	8.0	0.5	0.0	90.0	"Green house mode"
?S		172,150	509,490	-3.0	5.0	8.0	0.5	0.0	90.0	"Green house mode"
?S		172,159	509,557	-2.0	5.0	8.0	0.5	0.0	90.0	"Green house mode"
?S		172,189	509,667	-3.4	5.0	8.0	0.5	0.0	90.0	"Green house mode"
?S		172,549	508,763	-3.0	5.0	8.0	0.5	0.0	90.0	"Green house mode"
?S		172,313	509,467	-4.0	5.0	8.0	0.5	0.0	90.0	"Green house mode"
• S		172,566	508,811	-3.6	5.0	8.0	0.5	0.0	90.0	"Green house mode"
?S		172,274	508,081	-3.9	5.0	8.0	0.5	0.0	90.0	"Green house mode"
• S		172,448	508,459	-4.1	5.0	8.0	0.5	0.0	90.0	"Green house mode"
• S		172,109	508,302	-4.0	5.0	8.0	0.5	0.0	90.0	"Green house mode"
?S		172,073	508,229	-4.0	5.0	8.0	0.5	0.0	90.0	"Green house mode"
?S		172,122	508,225	-3.5	5.0	8.0	0.5	0.0	90.0	"Green house mode"
?S		172,502	508,356	-4.0	5.0	8.0	0.5	0.0	90.0	"Green house mode"
?S		172,172	508,216	-4.2	5.0	8.0	0.5	0.0	90.0	"Green house mode"
?S		172,690	509,086	-1.2	5.0	8.0	0.5	0.0	90.0	"Green house mode"
?S		172,304	508,245	-4.6	5.0	8.0	0.5	0.0	90.0	"Green house mode"
?S		172,479	508,762	-3.0	5.0	8.0	0.5	0.0	90.0	"Green house mode"
?S		172,503	509,277	-3.6	5.0	8.0	0.5	0.0	90.0	"Green house mode"
?S		172,352	508,256	-5.0	5.0	8.0	0.5	0.0	90.0	"Green house mode"
?S		172,236	509,008	-3.3	5.0	8.0	0.5	0.0	90.0	"Green house mode"
?S		172,392	509,317	-2.0	5.0	8.0	0.5	0.0	90.0	"Green house mode"
?S		172,389	509,287	-2.2	5.0	8.0	0.5	0.0	90.0	"Green house mode"
• S		172,575	508,481	-4.9	5.0	8.0	0.5	0.0	90.0	"Green house mode"
?S		172,299	508,053	-4.4	5.0	8.0	0.5	0.0	90.0	"Green house mode"
?S		172,417	508,688	-4.3	5.0	8.0	0.5	0.0	90.0	"Green house mode"
?T		172,497	509,208	-2.8	5.0	8.0	0.5	0.0	90.0	"Green house mode"
• T		172,773	509,004	-2.1	5.0	8.0	0.5	0.0	90.0	"Green house mode"
?T		172,748	508,958	-2.6	5.0	8.0	0.5	0.0	90.0	"Green house mode"
?T		171,935	509,492	-3.6	5.0	8.0	0.5	0.0	90.0	"Green house mode"
?T		172,004	509,573	-4.7	5.0	8.0	0.5	0.0	90.0	"Green house mode"
?T		172,507	508,975	-3.6	5.0	8.0	0.5	0.0	90.0	"Green house mode"
?T		172,491	508,889	-2.5	5.0	8.0	0.5	0.0	90.0	"Green house mode"
?T		172,643	508,680	-3.4	5.0	8.0	0.5	0.0	90.0	"Green house mode"
?T		172,103	509,505	-3.0	5.0	8.0	0.5	0.0	90.0	"Green house mode"
?T		172,178	509,533	-2.0	5.0	8.0	0.5	0.0	90.0	"Green house mode"
?T		171,927	509,430	-4.5	5.0	8.0	0.5	0.0	90.0	"Green house mode"
?T		172,544	508,767	-3.0	5.0	8.0	0.5	0.0	90.0	"Green house mode"
?T		172,337	509,478	-3.7	5.0	8.0	0.5	0.0	90.0	"Green house mode"
• T		172,562	508,806	-3.5	5.0	8.0	0.5	0.0	90.0	"Green house mode"
?T		172,240	508,104	-4.4	5.0	8.0	0.5	0.0	90.0	"Green house mode"
• T		172,425	508,469	-3.5	5.0	8.0	0.5	0.0	90.0	"Green house mode"
• T		172,113	508,299	-4.0	5.0	8.0	0.5	0.0	90.0	"Green house mode"
?T		172,056	508,313	-3.8	5.0	8.0	0.5	0.0	90.0	"Green house mode"
?T		172,118	508,228	-3.6	5.0	8.0	0.5	0.0	90.0	"Green house mode"
?T		172,476	508,274	-3.5	5.0	8.0	0.5	0.0	90.0	"Green house mode"
?T		172,159	508,197	-4.4	5.0	8.0	0.5	0.0	90.0	"Green house mode"
?T		172,650	509,076	-2.8	5.0	8.0	0.5	0.0	90.0	"Green house mode"
?T		172,293	508,221	-4.8	5.0	8.0	0.5	0.0	90.0	"Green house mode"
?T		172,480	508,769	-3.0	5.0	8.0	0.5	0.0	90.0	"Green house mode"
?T		172,516	509,248	-3.0	5.0	8.0	0.5	0.0	90.0	"Green house mode"
?T		172,401	508,271	-4.1	5.0	8.0	0.5	0.0	90.0	"Green house mode"
?T		172,219	509,059	-3.9	5.0	8.0	0.5	0.0	90.0	"Green house mode"
?T		172,394	509,319	-2.0	5.0	8.0	0.5	0.0	90.0	"Green house mode"
?T		172,393	509,290	-2.1	5.0	8.0	0.5	0.0	90.0	"Green house mode"
• T		172,586	508,473	-5.0	5.0	8.0	0.5	0.0	90.0	"Green house mode"
?T		172,280	508,049	-4.5	5.0	8.0	0.5	0.0	90.0	"Green house mode"
?T		172,468	508,699	-4.1	5.0	8.0	0.5	0.0	90.0	"Green house mode"
?U		172,472	509,198	-3.0	5.0	8.0	0.5	0.0	90.0	"Green house mode"
• U		172,669	509,025	-2.8	5.0	8.0	0.5	0.0	90.0	"Green house mode"
?U		172,767	508,946	-2.7	5.0	8.0	0.5	0.0	90.0	"Green house mode"
?U		171,949	509,512	-4.0	5.0	8.0	0.5	0.0	90.0	"Green house mode"
?U		172,005	509,567	-4.8	5.0	8.0	0.5	0.0	90.0	"Green house mode"

To be continued on next page...

SHADOW - Main Result

Calculation: Slagschaduw WPBlauw - Vergunningen - Inrichting 1 Klokbekeertocht

...continued from previous page

No.	Name	X (east)	Y (north)	Z	Width	Height	Height a.g.l.	Degrees from south	Slope of window	Direction mode
		[m]	[m]	[m]	[m]	[m]	[m]	[°]	[°]	
?U		172,503	508,970	-3.7	5.0	8.0	0.5	0.0	90.0	"Green house mode"
?U		172,583	508,911	-3.1	5.0	8.0	0.5	0.0	90.0	"Green house mode"
?U		172,690	508,651	-3.0	5.0	8.0	0.5	0.0	90.0	"Green house mode"
?U		172,120	509,515	-3.0	5.0	8.0	0.5	0.0	90.0	"Green house mode"
?U		172,162	509,563	-2.0	5.0	8.0	0.5	0.0	90.0	"Green house mode"
?U		171,930	509,401	-3.5	5.0	8.0	0.5	0.0	90.0	"Green house mode"
?U		172,538	508,771	-3.0	5.0	8.0	0.5	0.0	90.0	"Green house mode"
?U		172,344	509,482	-3.5	5.0	8.0	0.5	0.0	90.0	"Green house mode"
• U		172,559	508,801	-3.5	5.0	8.0	0.5	0.0	90.0	"Green house mode"
?U		172,269	508,081	-3.9	5.0	8.0	0.5	0.0	90.0	"Green house mode"
• U		172,463	508,483	-4.4	5.0	8.0	0.5	0.0	90.0	"Green house mode"
• U		172,118	508,296	-4.0	5.0	8.0	0.5	0.0	90.0	"Green house mode"
?U		172,067	508,232	-4.0	5.0	8.0	0.5	0.0	90.0	"Green house mode"
?U		172,114	508,231	-3.7	5.0	8.0	0.5	0.0	90.0	"Green house mode"
?U		172,506	508,364	-4.0	5.0	8.0	0.5	0.0	90.0	"Green house mode"
?U		172,160	508,272	-3.5	5.0	8.0	0.5	0.0	90.0	"Green house mode"
?U		172,039	509,584	-3.7	5.0	8.0	0.5	0.0	90.0	"Green house mode"
?U		172,316	508,238	-4.9	5.0	8.0	0.5	0.0	90.0	"Green house mode"
?U		172,485	508,775	-3.0	5.0	8.0	0.5	0.0	90.0	"Green house mode"
?U		172,512	509,276	-3.8	5.0	8.0	0.5	0.0	90.0	"Green house mode"
?U		172,411	508,291	-4.0	5.0	8.0	0.5	0.0	90.0	"Green house mode"
?U		172,243	509,010	-3.3	5.0	8.0	0.5	0.0	90.0	"Green house mode"
?U		172,397	509,320	-2.0	5.0	8.0	0.5	0.0	90.0	"Green house mode"
?U		172,397	509,292	-2.1	5.0	8.0	0.5	0.0	90.0	"Green house mode"
• U		172,591	508,469	-5.0	5.0	8.0	0.5	0.0	90.0	"Green house mode"
?U		172,274	508,049	-4.4	5.0	8.0	0.5	0.0	90.0	"Green house mode"
?U		172,423	508,702	-4.3	5.0	8.0	0.5	0.0	90.0	"Green house mode"
?V		172,497	509,204	-2.8	5.0	8.0	0.5	0.0	90.0	"Green house mode"
• V		172,778	508,981	-2.7	5.0	8.0	0.5	0.0	90.0	"Green house mode"
?V		172,773	508,948	-2.9	5.0	8.0	0.5	0.0	90.0	"Green house mode"
?V		171,934	509,497	-3.6	5.0	8.0	0.5	0.0	90.0	"Green house mode"
?V		172,504	508,706	-2.9	5.0	8.0	0.5	0.0	90.0	"Green house mode"
?V		172,517	508,938	-3.0	5.0	8.0	0.5	0.0	90.0	"Green house mode"
?V		172,588	508,908	-3.0	5.0	8.0	0.5	0.0	90.0	"Green house mode"
?V		172,687	508,647	-3.0	5.0	8.0	0.5	0.0	90.0	"Green house mode"
?V		172,131	509,525	-3.0	5.0	8.0	0.5	0.0	90.0	"Green house mode"
?V		172,182	509,548	-1.9	5.0	8.0	0.5	0.0	90.0	"Green house mode"
?V		171,911	509,422	-4.7	5.0	8.0	0.5	0.0	90.0	"Green house mode"
?V		172,635	508,754	-3.2	5.0	8.0	0.5	0.0	90.0	"Green house mode"
?V		172,352	509,487	-3.3	5.0	8.0	0.5	0.0	90.0	"Green house mode"
• V		172,552	508,790	-3.2	5.0	8.0	0.5	0.0	90.0	"Green house mode"
?V		172,234	508,103	-4.5	5.0	8.0	0.5	0.0	90.0	"Green house mode"
• V		172,427	508,475	-3.6	5.0	8.0	0.5	0.0	90.0	"Green house mode"
• V		172,106	508,279	-4.0	5.0	8.0	0.5	0.0	90.0	"Green house mode"
?V		172,063	508,235	-4.0	5.0	8.0	0.5	0.0	90.0	"Green house mode"
?V		172,110	508,236	-3.8	5.0	8.0	0.5	0.0	90.0	"Green house mode"
?V		172,479	508,279	-3.6	5.0	8.0	0.5	0.0	90.0	"Green house mode"
?V		172,155	508,274	-3.5	5.0	8.0	0.5	0.0	90.0	"Green house mode"
?V		172,240	508,256	-4.6	5.0	8.0	0.5	0.0	90.0	"Green house mode"
?V		172,298	508,216	-4.6	5.0	8.0	0.5	0.0	90.0	"Green house mode"
?V		171,988	509,149	-3.0	5.0	8.0	0.5	0.0	90.0	"Green house mode"
?V		172,527	509,247	-3.0	5.0	8.0	0.5	0.0	90.0	"Green house mode"
?V		172,521	508,340	-3.9	5.0	8.0	0.5	0.0	90.0	"Green house mode"
?V		172,225	509,062	-3.7	5.0	8.0	0.5	0.0	90.0	"Green house mode"
?V		172,383	509,305	-2.1	5.0	8.0	0.5	0.0	90.0	"Green house mode"
?V		172,401	509,294	-2.0	5.0	8.0	0.5	0.0	90.0	"Green house mode"
• V		172,602	508,462	-4.9	5.0	8.0	0.5	0.0	90.0	"Green house mode"
?V		172,250	508,044	-3.9	5.0	8.0	0.5	0.0	90.0	"Green house mode"
?V		172,489	508,720	-2.8	5.0	8.0	0.5	0.0	90.0	"Green house mode"
?W		172,496	509,193	-2.6	5.0	8.0	0.5	0.0	90.0	"Green house mode"
• W		172,665	509,019	-2.6	5.0	8.0	0.5	0.0	90.0	"Green house mode"
?W		172,777	508,949	-3.0	5.0	8.0	0.5	0.0	90.0	"Green house mode"
?W		171,947	509,518	-4.0	5.0	8.0	0.5	0.0	90.0	"Green house mode"
?W		172,485	508,686	-3.8	5.0	8.0	0.5	0.0	90.0	"Green house mode"
?W		172,499	508,965	-3.4	5.0	8.0	0.5	0.0	90.0	"Green house mode"

To be continued on next page...

SHADOW - Main Result

Calculation: Slagschaduw WPBlauw - Vergunningen - Inrichting 1 Klokbekeertocht

...continued from previous page

No.	Name	X (east)	Y (north)	Z	Width	Height	Height a.g.l.	Degrees from south CW [°]	Slope of window [°]	Direction mode
?W		172,501	508,882	-3.1	5.0	8.0	0.5	0.0	90.0	"Green house mode"
?W		172,684	508,642	-3.0	5.0	8.0	0.5	0.0	90.0	"Green house mode"
?W		172,178	509,511	-2.5	5.0	8.0	0.5	0.0	90.0	"Green house mode"
?W		172,166	509,575	-2.0	5.0	8.0	0.5	0.0	90.0	"Green house mode"
?W		171,937	509,374	-3.0	5.0	8.0	0.5	0.0	90.0	"Green house mode"
?W		172,639	508,760	-3.3	5.0	8.0	0.5	0.0	90.0	"Green house mode"
?W		172,358	509,490	-3.1	5.0	8.0	0.5	0.0	90.0	"Green house mode"
• W		172,444	509,383	-3.0	5.0	8.0	0.5	0.0	90.0	"Green house mode"
?W		172,245	508,076	-4.0	5.0	8.0	0.5	0.0	90.0	"Green house mode"
• W		172,473	508,501	-4.1	5.0	8.0	0.5	0.0	90.0	"Green house mode"
• W		172,101	508,282	-4.0	5.0	8.0	0.5	0.0	90.0	"Green house mode"
?W		172,045	508,318	-3.5	5.0	8.0	0.5	0.0	90.0	"Green house mode"
?W		172,106	508,239	-3.9	5.0	8.0	0.5	0.0	90.0	"Green house mode"
?W		172,486	508,288	-3.8	5.0	8.0	0.5	0.0	90.0	"Green house mode"
?W		172,151	508,276	-3.6	5.0	8.0	0.5	0.0	90.0	"Green house mode"
?W		172,286	508,156	-3.7	5.0	8.0	0.5	0.0	90.0	"Green house mode"
?W		172,321	508,234	-5.0	5.0	8.0	0.5	0.0	90.0	"Green house mode"
?W		171,992	509,143	-2.9	5.0	8.0	0.5	0.0	90.0	"Green house mode"
?W		172,537	509,246	-3.0	5.0	8.0	0.5	0.0	90.0	"Green house mode"
?W		172,550	508,429	-4.0	5.0	8.0	0.5	0.0	90.0	"Green house mode"
?W		172,250	509,014	-3.4	5.0	8.0	0.5	0.0	90.0	"Green house mode"
?W		172,387	509,308	-2.0	5.0	8.0	0.5	0.0	90.0	"Green house mode"
?W		172,403	509,296	-2.0	5.0	8.0	0.5	0.0	90.0	"Green house mode"
• W		172,607	508,458	-4.8	5.0	8.0	0.5	0.0	90.0	"Green house mode"
?W		172,244	508,042	-3.7	5.0	8.0	0.5	0.0	90.0	"Green house mode"
?W		172,581	508,438	-4.5	5.0	8.0	0.5	0.0	90.0	"Green house mode"
?X		172,471	509,186	-3.0	5.0	8.0	0.5	0.0	90.0	"Green house mode"
• X		172,801	508,975	-2.4	5.0	8.0	0.5	0.0	90.0	"Green house mode"
?X		172,784	508,950	-2.9	5.0	8.0	0.5	0.0	90.0	"Green house mode"
?X		171,931	509,509	-3.5	5.0	8.0	0.5	0.0	90.0	"Green house mode"
?X		172,518	508,690	-3.0	5.0	8.0	0.5	0.0	90.0	"Green house mode"
?X		172,513	508,932	-2.9	5.0	8.0	0.5	0.0	90.0	"Green house mode"
?X		172,507	508,879	-3.5	5.0	8.0	0.5	0.0	90.0	"Green house mode"
?X		172,680	508,636	-3.0	5.0	8.0	0.5	0.0	90.0	"Green house mode"
?X		172,181	509,505	-2.7	5.0	8.0	0.5	0.0	90.0	"Green house mode"
?X		172,184	509,554	-1.8	5.0	8.0	0.5	0.0	90.0	"Green house mode"
?X		171,898	509,405	-4.1	5.0	8.0	0.5	0.0	90.0	"Green house mode"
?X		172,643	508,765	-3.4	5.0	8.0	0.5	0.0	90.0	"Green house mode"
?X		172,369	509,497	-3.0	5.0	8.0	0.5	0.0	90.0	"Green house mode"
• X		172,364	508,162	-4.0	5.0	8.0	0.5	0.0	90.0	"Green house mode"
?X		172,221	508,099	-4.8	5.0	8.0	0.5	0.0	90.0	"Green house mode"
• X		172,440	508,497	-4.0	5.0	8.0	0.5	0.0	90.0	"Green house mode"
• X		172,096	508,285	-4.0	5.0	8.0	0.5	0.0	90.0	"Green house mode"
?X		172,058	508,238	-4.0	5.0	8.0	0.5	0.0	90.0	"Green house mode"
?X		172,125	508,266	-3.6	5.0	8.0	0.5	0.0	90.0	"Green house mode"
?X		172,516	508,380	-4.0	5.0	8.0	0.5	0.0	90.0	"Green house mode"
?X		172,147	508,280	-3.7	5.0	8.0	0.5	0.0	90.0	"Green house mode"
?X		172,283	508,150	-3.6	5.0	8.0	0.5	0.0	90.0	"Green house mode"
?X		172,307	508,211	-4.5	5.0	8.0	0.5	0.0	90.0	"Green house mode"
?X		171,996	509,137	-2.9	5.0	8.0	0.5	0.0	90.0	"Green house mode"
?X		172,529	509,275	-3.5	5.0	8.0	0.5	0.0	90.0	"Green house mode"
?X		172,524	508,345	-3.8	5.0	8.0	0.5	0.0	90.0	"Green house mode"
?X		172,270	509,106	-2.3	5.0	8.0	0.5	0.0	90.0	"Green house mode"
?X		172,390	509,310	-2.0	5.0	8.0	0.5	0.0	90.0	"Green house mode"
?X		172,430	508,202	-3.3	5.0	8.0	0.5	0.0	90.0	"Green house mode"
• X		172,589	508,432	-4.5	5.0	8.0	0.5	0.0	90.0	"Green house mode"
?X		172,230	508,039	-3.4	5.0	8.0	0.5	0.0	90.0	"Green house mode"
?X		172,571	508,442	-4.4	5.0	8.0	0.5	0.0	90.0	"Green house mode"
?Y		172,496	509,187	-2.5	5.0	8.0	0.5	0.0	90.0	"Green house mode"
• Y		172,663	508,993	-2.4	5.0	8.0	0.5	0.0	90.0	"Green house mode"
?Y		172,796	508,948	-2.6	5.0	8.0	0.5	0.0	90.0	"Green house mode"
?Y		171,940	509,564	-4.3	5.0	8.0	0.5	0.0	90.0	"Green house mode"
?Y		172,524	508,662	-3.0	5.0	8.0	0.5	0.0	90.0	"Green house mode"
?Y		172,496	508,959	-3.1	5.0	8.0	0.5	0.0	90.0	"Green house mode"
?Y		172,512	508,876	-3.8	5.0	8.0	0.5	0.0	90.0	"Green house mode"

To be continued on next page...

SHADOW - Main Result

Calculation: Slagschaduw WPBlauw - Vergunningen - Inrichting 1 Klokbekeertocht

...continued from previous page

No.	Name	X (east)	Y (north)	Z	Width	Height	Height a.g.l.	Degrees from south	Slope of window	Direction mode
				[m]	[m]	[m]	[m]	°	°	
?Y		172,677	508,631	-3.0	5.0	8.0	0.5	0.0	90.0	"Green house mode"
?Y		172,190	509,486	-3.0	5.0	8.0	0.5	0.0	90.0	"Green house mode"
?Y		172,169	509,580	-2.0	5.0	8.0	0.5	0.0	90.0	"Green house mode"
?Y		171,949	509,359	-3.4	5.0	8.0	0.5	0.0	90.0	"Green house mode"
?Y		172,646	508,770	-3.4	5.0	8.0	0.5	0.0	90.0	"Green house mode"
?Y		172,374	509,501	-3.0	5.0	8.0	0.5	0.0	90.0	"Green house mode"
• Y		172,355	508,151	-3.8	5.0	8.0	0.5	0.0	90.0	"Green house mode"
?Y		172,239	508,075	-4.0	5.0	8.0	0.5	0.0	90.0	"Green house mode"
• Y		172,485	508,500	-4.3	5.0	8.0	0.5	0.0	90.0	"Green house mode"
• Y		172,092	508,289	-4.0	5.0	8.0	0.5	0.0	90.0	"Green house mode"
?Y		172,041	508,320	-3.4	5.0	8.0	0.5	0.0	90.0	"Green house mode"
?Y		172,129	508,262	-3.4	5.0	8.0	0.5	0.0	90.0	"Green house mode"
?Y		172,488	508,293	-3.8	5.0	8.0	0.5	0.0	90.0	"Green house mode"
?Y		172,141	508,283	-3.8	5.0	8.0	0.5	0.0	90.0	"Green house mode"
?Y		172,279	508,144	-3.6	5.0	8.0	0.5	0.0	90.0	"Green house mode"
?Y		172,333	508,227	-5.0	5.0	8.0	0.5	0.0	90.0	"Green house mode"
?Y		172,002	509,130	-2.9	5.0	8.0	0.5	0.0	90.0	"Green house mode"
?Y		172,562	509,244	-2.6	5.0	8.0	0.5	0.0	90.0	"Green house mode"
?Y		172,530	508,354	-3.7	5.0	8.0	0.5	0.0	90.0	"Green house mode"
?Y		172,254	509,020	-3.6	5.0	8.0	0.5	0.0	90.0	"Green house mode"
?Y		172,394	509,312	-2.0	5.0	8.0	0.5	0.0	90.0	"Green house mode"
?Y		172,426	508,195	-3.4	5.0	8.0	0.5	0.0	90.0	"Green house mode"
• Y		171,945	509,134	-3.8	5.0	8.0	0.5	0.0	90.0	"Green house mode"
?Y		172,224	508,038	-3.3	5.0	8.0	0.5	0.0	90.0	"Green house mode"
?Y		172,565	508,447	-4.3	5.0	8.0	0.5	0.0	90.0	"Green house mode"
?Z		172,470	509,179	-3.0	5.0	8.0	0.5	0.0	90.0	"Green house mode"
• Z		172,807	508,971	-2.3	5.0	8.0	0.5	0.0	90.0	"Green house mode"
?Z		172,802	508,944	-2.4	5.0	8.0	0.5	0.0	90.0	"Green house mode"
?Z		171,928	509,515	-3.4	5.0	8.0	0.5	0.0	90.0	"Green house mode"
?Z		172,479	508,659	-3.9	5.0	8.0	0.5	0.0	90.0	"Green house mode"
?Z		172,510	508,927	-2.8	5.0	8.0	0.5	0.0	90.0	"Green house mode"
?Z		172,517	508,872	-4.0	5.0	8.0	0.5	0.0	90.0	"Green house mode"
?Z		172,674	508,626	-3.0	5.0	8.0	0.5	0.0	90.0	"Green house mode"
?Z		172,253	509,459	-3.1	5.0	8.0	0.5	0.0	90.0	"Green house mode"
?Z		172,189	509,565	-1.7	5.0	8.0	0.5	0.0	90.0	"Green house mode"
?Z		171,904	509,379	-3.3	5.0	8.0	0.5	0.0	90.0	"Green house mode"
?Z		172,650	508,775	-3.5	5.0	8.0	0.5	0.0	90.0	"Green house mode"
?Z		172,402	509,502	-3.0	5.0	8.0	0.5	0.0	90.0	"Green house mode"
• Z		172,344	508,184	-4.0	5.0	8.0	0.5	0.0	90.0	"Green house mode"
?Z		172,214	508,099	-4.8	5.0	8.0	0.5	0.0	90.0	"Green house mode"
• Z		172,441	508,503	-4.0	5.0	8.0	0.5	0.0	90.0	"Green house mode"
• Z		172,088	508,291	-4.0	5.0	8.0	0.5	0.0	90.0	"Green house mode"
?Z		172,054	508,241	-4.0	5.0	8.0	0.5	0.0	90.0	"Green house mode"
?Z		172,133	508,259	-3.3	5.0	8.0	0.5	0.0	90.0	"Green house mode"
?Z		172,524	508,390	-4.0	5.0	8.0	0.5	0.0	90.0	"Green house mode"
?Z		172,136	508,285	-3.9	5.0	8.0	0.5	0.0	90.0	"Green house mode"
?Z		172,268	508,140	-3.7	5.0	8.0	0.5	0.0	90.0	"Green house mode"
?Z		172,312	508,207	-4.3	5.0	8.0	0.5	0.0	90.0	"Green house mode"
?Z		172,004	509,124	-3.0	5.0	8.0	0.5	0.0	90.0	"Green house mode"
?Z		172,539	509,273	-3.3	5.0	8.0	0.5	0.0	90.0	"Green house mode"
?Z		172,533	508,359	-3.7	5.0	8.0	0.5	0.0	90.0	"Green house mode"
?Z		172,276	509,108	-2.3	5.0	8.0	0.5	0.0	90.0	"Green house mode"
?Z		172,396	509,314	-2.0	5.0	8.0	0.5	0.0	90.0	"Green house mode"
?Z		172,415	508,183	-3.5	5.0	8.0	0.5	0.0	90.0	"Green house mode"
• Z		171,938	509,096	-3.0	5.0	8.0	0.5	0.0	90.0	"Green house mode"
?Z		172,209	508,035	-2.9	5.0	8.0	0.5	0.0	90.0	"Green house mode"
?Z		172,556	508,452	-4.2	5.0	8.0	0.5	0.0	90.0	"Green house mode"
¼A		172,386	509,014	-2.7	5.0	8.0	0.5	0.0	90.0	"Green house mode"
¼B		172,375	509,007	-2.8	5.0	8.0	0.5	0.0	90.0	"Green house mode"
¼C		172,370	509,004	-2.9	5.0	8.0	0.5	0.0	90.0	"Green house mode"
¼D		172,365	509,001	-3.0	5.0	8.0	0.5	0.0	90.0	"Green house mode"
¼E		172,374	508,988	-2.9	5.0	8.0	0.5	0.0	90.0	"Green house mode"
¼F		172,379	508,991	-2.7	5.0	8.0	0.5	0.0	90.0	"Green house mode"
¼G		172,383	508,994	-2.6	5.0	8.0	0.5	0.0	90.0	"Green house mode"
¼H		172,395	508,511	-4.0	5.0	8.0	0.5	0.0	90.0	"Green house mode"

To be continued on next page...

SHADOW - Main Result

Calculation: Slagschaduw WPBlauw - Vergunningen - Inrichting 1 Klokbekeertocht

...continued from previous page

No.	Name	X (east)	Y (north)	Z	Width	Height	Height a.g.l.	Degrees from south	Slope of window	Direction mode
				[m]	[m]	[m]	[m]	°	°	
¼I		172,397	508,516	-4.0	5.0	8.0	0.5	0.0	90.0	"Green house mode"
¼J		172,403	508,529	-4.0	5.0	8.0	0.5	0.0	90.0	"Green house mode"
¼K		172,406	508,534	-4.0	5.0	8.0	0.5	0.0	90.0	"Green house mode"
¼L		172,412	508,547	-4.0	5.0	8.0	0.5	0.0	90.0	"Green house mode"
¼M		172,414	508,552	-4.0	5.0	8.0	0.5	0.0	90.0	"Green house mode"
¼N		172,494	508,411	-4.0	5.0	8.0	0.5	0.0	90.0	"Green house mode"
¼O		172,497	508,471	-4.9	5.0	8.0	0.5	0.0	90.0	"Green house mode"
¼P		172,506	508,426	-4.0	5.0	8.0	0.5	0.0	90.0	"Green house mode"
¼Q		172,505	508,482	-4.9	5.0	8.0	0.5	0.0	90.0	"Green house mode"
¼R		172,516	508,445	-4.0	5.0	8.0	0.5	0.0	90.0	"Green house mode"
¼S		172,511	508,493	-4.9	5.0	8.0	0.5	0.0	90.0	"Green house mode"
¼T		172,174	508,156	-4.5	5.0	8.0	0.5	0.0	90.0	"Green house mode"
¼U		172,172	508,151	-4.3	5.0	8.0	0.5	0.0	90.0	"Green house mode"
¼V		172,169	508,147	-4.1	5.0	8.0	0.5	0.0	90.0	"Green house mode"
¼W		172,166	508,142	-3.9	5.0	8.0	0.5	0.0	90.0	"Green house mode"
¼X		172,163	508,138	-3.7	5.0	8.0	0.5	0.0	90.0	"Green house mode"
¼Y		172,161	508,134	-3.5	5.0	8.0	0.5	0.0	90.0	"Green house mode"
¼Z		172,158	508,130	-3.4	5.0	8.0	0.5	0.0	90.0	"Green house mode"
½A		171,827	508,852	-2.4	5.0	8.0	0.5	0.0	90.0	"Green house mode"
½B		171,853	508,867	-2.0	5.0	8.0	0.5	0.0	90.0	"Green house mode"
½C		172,389	508,997	-2.4	5.0	8.0	0.5	0.0	90.0	"Green house mode"
½D		172,394	509,000	-2.2	5.0	8.0	0.5	0.0	90.0	"Green house mode"
½E		172,400	509,003	-2.1	5.0	8.0	0.5	0.0	90.0	"Green house mode"
½F		172,413	508,982	-2.6	5.0	8.0	0.5	0.0	90.0	"Green house mode"
½G		172,320	509,501	-3.8	5.0	8.0	0.5	0.0	90.0	"Green house mode"
½H		172,296	509,488	-4.0	5.0	8.0	0.5	0.0	90.0	"Green house mode"
½I		172,317	509,506	-3.6	5.0	8.0	0.5	0.0	90.0	"Green house mode"
½J		172,298	509,491	-4.0	5.0	8.0	0.5	0.0	90.0	"Green house mode"
½K		172,295	509,492	-4.0	5.0	8.0	0.5	0.0	90.0	"Green house mode"
½L		172,309	509,517	-3.3	5.0	8.0	0.5	0.0	90.0	"Green house mode"
½M		172,296	509,490	-4.0	5.0	8.0	0.5	0.0	90.0	"Green house mode"
½N		172,307	509,521	-3.2	5.0	8.0	0.5	0.0	90.0	"Green house mode"
½O		172,300	509,486	-4.0	5.0	8.0	0.5	0.0	90.0	"Green house mode"
½P		172,305	509,526	-3.0	5.0	8.0	0.5	0.0	90.0	"Green house mode"
½Q		172,298	509,485	-4.0	5.0	8.0	0.5	0.0	90.0	"Green house mode"
½R		172,302	509,530	-2.9	5.0	8.0	0.5	0.0	90.0	"Green house mode"
½S		172,294	509,497	-3.9	5.0	8.0	0.5	0.0	90.0	"Green house mode"
½T		172,299	509,535	-2.7	5.0	8.0	0.5	0.0	90.0	"Green house mode"
½U		172,291	509,502	-3.8	5.0	8.0	0.5	0.0	90.0	"Green house mode"
½V		172,296	509,539	-2.6	5.0	8.0	0.5	0.0	90.0	"Green house mode"
½W		172,288	509,507	-3.6	5.0	8.0	0.5	0.0	90.0	"Green house mode"
½X		172,284	509,553	-2.0	5.0	8.0	0.5	0.0	90.0	"Green house mode"
½Y		172,285	509,511	-3.5	5.0	8.0	0.5	0.0	90.0	"Green house mode"
½Z		172,291	509,585	-1.2	5.0	8.0	0.5	0.0	90.0	"Green house mode"
¾A		172,267	509,582	-1.1	5.0	8.0	0.5	0.0	90.0	"Green house mode"
¾B		172,265	509,588	-1.0	5.0	8.0	0.5	0.0	90.0	"Green house mode"
¾C		172,046	509,095	-3.0	5.0	8.0	0.5	0.0	90.0	"Green house mode"
¾D		172,050	509,088	-2.9	5.0	8.0	0.5	0.0	90.0	"Green house mode"
¾E		172,054	509,081	-2.7	5.0	8.0	0.5	0.0	90.0	"Green house mode"
¾F		172,058	509,075	-2.5	5.0	8.0	0.5	0.0	90.0	"Green house mode"
¾G		172,061	509,069	-2.3	5.0	8.0	0.5	0.0	90.0	"Green house mode"
¾H		172,066	509,062	-2.1	5.0	8.0	0.5	0.0	90.0	"Green house mode"
¾I		172,051	509,048	-2.6	5.0	8.0	0.5	0.0	90.0	"Green house mode"
¾J		172,045	509,044	-2.8	5.0	8.0	0.5	0.0	90.0	"Green house mode"
¾K		172,038	509,041	-2.9	5.0	8.0	0.5	0.0	90.0	"Green house mode"
¾L		172,033	509,036	-3.0	5.0	8.0	0.5	0.0	90.0	"Green house mode"
¾M		172,111	509,338	-2.0	5.0	8.0	0.5	0.0	90.0	"Green house mode"
¾N		172,066	509,332	-2.0	5.0	8.0	0.5	0.0	90.0	"Green house mode"
¾O		172,118	509,334	-2.0	5.0	8.0	0.5	0.0	90.0	"Green house mode"
¾P		172,072	509,328	-2.0	5.0	8.0	0.5	0.0	90.0	"Green house mode"
¾Q		172,125	509,328	-2.0	5.0	8.0	0.5	0.0	90.0	"Green house mode"
¾R		172,079	509,324	-2.0	5.0	8.0	0.5	0.0	90.0	"Green house mode"
¾S		172,132	509,324	-2.0	5.0	8.0	0.5	0.0	90.0	"Green house mode"
¾T		172,139	509,319	-2.0	5.0	8.0	0.5	0.0	90.0	"Green house mode"
¾U		172,091	509,317	-2.0	5.0	8.0	0.5	0.0	90.0	"Green house mode"

To be continued on next page...

SHADOW - Main Result

Calculation: Slagschaduw WPBlauw - Vergunningen - Inrichting 1 Klokbekeertocht

...continued from previous page

No.	Name	X (east)	Y (north)	Z	Width	Height	Height a.g.l.	Degrees from south	Slope of window	Direction mode
				[m]	[m]	[m]	[m]	°	°	
¾V		172,145	509,315	-2.0	5.0	8.0	0.5	0.0	90.0	"Green house mode"
¾W		172,156	509,313	-2.0	5.0	8.0	0.5	0.0	90.0	"Green house mode"
¾X		172,102	509,308	-2.0	5.0	8.0	0.5	0.0	90.0	"Green house mode"
¾Y		172,162	509,309	-2.0	5.0	8.0	0.5	0.0	90.0	"Green house mode"
¾Z		172,169	509,305	-2.0	5.0	8.0	0.5	0.0	90.0	"Green house mode"
1A		172,145	508,491	-4.0	5.0	8.0	0.5	0.0	90.0	"Green house mode"
1B		172,158	508,458	-4.0	5.0	8.0	0.5	0.0	90.0	"Green house mode"
1C		172,169	508,499	-4.0	5.0	8.0	0.5	0.0	90.0	"Green house mode"
1D		172,162	508,465	-4.0	5.0	8.0	0.5	0.0	90.0	"Green house mode"
1E		172,181	508,490	-4.0	5.0	8.0	0.5	0.0	90.0	"Green house mode"
1F		172,196	508,479	-4.0	5.0	8.0	0.5	0.0	90.0	"Green house mode"
1G		172,207	508,471	-4.0	5.0	8.0	0.5	0.0	90.0	"Green house mode"
1H		171,966	508,708	-5.9	5.0	8.0	0.5	0.0	90.0	"Green house mode"
1I		171,964	508,623	-5.0	5.0	8.0	0.5	0.0	90.0	"Green house mode"
1J		171,954	508,615	-5.0	5.0	8.0	0.5	0.0	90.0	"Green house mode"
1K		171,997	508,685	-5.0	5.0	8.0	0.5	0.0	90.0	"Green house mode"
1L		171,948	508,611	-4.9	5.0	8.0	0.5	0.0	90.0	"Green house mode"
1M		172,001	508,669	-5.0	5.0	8.0	0.5	0.0	90.0	"Green house mode"
1N		172,009	508,658	-5.0	5.0	8.0	0.5	0.0	90.0	"Green house mode"
1O		172,017	508,645	-5.0	5.0	8.0	0.5	0.0	90.0	"Green house mode"
1P		172,161	508,785	-4.0	5.0	8.0	0.5	0.0	90.0	"Green house mode"
1Q		172,162	508,778	-4.2	5.0	8.0	0.5	0.0	90.0	"Green house mode"
1R		172,167	508,774	-4.3	5.0	8.0	0.5	0.0	90.0	"Green house mode"
1S		172,171	508,769	-4.5	5.0	8.0	0.5	0.0	90.0	"Green house mode"
1T		172,171	508,762	-4.7	5.0	8.0	0.5	0.0	90.0	"Green house mode"
1U		172,175	508,757	-4.9	5.0	8.0	0.5	0.0	90.0	"Green house mode"
1V		172,179	508,752	-5.0	5.0	8.0	0.5	0.0	90.0	"Green house mode"
1W		172,303	509,224	-1.2	5.0	8.0	0.5	0.0	90.0	"Green house mode"
1X		172,284	509,194	-2.0	5.0	8.0	0.5	0.0	90.0	"Green house mode"
1Y		172,306	509,219	-1.1	5.0	8.0	0.5	0.0	90.0	"Green house mode"
1Z		172,285	509,188	-2.1	5.0	8.0	0.5	0.0	90.0	"Green house mode"
2A		172,237	509,352	-2.8	5.0	8.0	0.5	0.0	90.0	"Green house mode"
2B		172,195	509,340	-2.5	5.0	8.0	0.5	0.0	90.0	"Green house mode"
2C		172,129	508,740	-4.9	5.0	8.0	0.5	0.0	90.0	"Green house mode"
2D		172,090	508,734	-4.6	5.0	8.0	0.5	0.0	90.0	"Green house mode"
2E		172,133	508,735	-4.9	5.0	8.0	0.5	0.0	90.0	"Green house mode"
2F		172,095	508,730	-4.4	5.0	8.0	0.5	0.0	90.0	"Green house mode"
2G		172,136	508,729	-4.9	5.0	8.0	0.5	0.0	90.0	"Green house mode"
2H		172,140	508,724	-5.0	5.0	8.0	0.5	0.0	90.0	"Green house mode"
2I		172,143	508,719	-5.0	5.0	8.0	0.5	0.0	90.0	"Green house mode"
2J		172,103	508,713	-4.0	5.0	8.0	0.5	0.0	90.0	"Green house mode"
2K		171,910	508,782	-2.9	5.0	8.0	0.5	0.0	90.0	"Green house mode"
2L		171,882	508,764	-2.3	5.0	8.0	0.5	0.0	90.0	"Green house mode"
2M		171,914	508,777	-3.2	5.0	8.0	0.5	0.0	90.0	"Green house mode"
2N		171,884	508,757	-2.4	5.0	8.0	0.5	0.0	90.0	"Green house mode"
2O		171,924	508,767	-4.0	5.0	8.0	0.5	0.0	90.0	"Green house mode"
2P		171,888	508,745	-3.1	5.0	8.0	0.5	0.0	90.0	"Green house mode"
2Q		171,928	508,764	-4.4	5.0	8.0	0.5	0.0	90.0	"Green house mode"
2R		171,891	508,739	-3.6	5.0	8.0	0.5	0.0	90.0	"Green house mode"
2S		171,935	508,752	-5.1	5.0	8.0	0.5	0.0	90.0	"Green house mode"
2T		171,899	508,727	-4.8	5.0	8.0	0.5	0.0	90.0	"Green house mode"
2U		171,938	508,746	-5.5	5.0	8.0	0.5	0.0	90.0	"Green house mode"
2V		171,903	508,723	-5.3	5.0	8.0	0.5	0.0	90.0	"Green house mode"
2W		171,942	508,733	-6.3	5.0	8.0	0.5	0.0	90.0	"Green house mode"
2X		171,911	508,714	-5.6	5.0	8.0	0.5	0.0	90.0	"Green house mode"
2Y		171,944	508,727	-6.6	5.0	8.0	0.5	0.0	90.0	"Green house mode"
2Z		171,916	508,709	-5.7	5.0	8.0	0.5	0.0	90.0	"Green house mode"
3A		172,001	508,527	-4.0	5.0	8.0	0.5	0.0	90.0	"Green house mode"
3B		172,016	508,506	-4.0	5.0	8.0	0.5	0.0	90.0	"Green house mode"
3C		172,005	508,533	-4.0	5.0	8.0	0.5	0.0	90.0	"Green house mode"
3D		172,020	508,512	-4.0	5.0	8.0	0.5	0.0	90.0	"Green house mode"
3E		172,012	508,539	-4.1	5.0	8.0	0.5	0.0	90.0	"Green house mode"
3F		172,027	508,519	-4.0	5.0	8.0	0.5	0.0	90.0	"Green house mode"
3G		172,017	508,544	-4.3	5.0	8.0	0.5	0.0	90.0	"Green house mode"
3H		172,031	508,524	-4.1	5.0	8.0	0.5	0.0	90.0	"Green house mode"

To be continued on next page...

SHADOW - Main Result

Calculation: Slagschaduw WPBlauw - Vergunningen - Inrichting 1 Klokbekeertocht

...continued from previous page

No.	Name	X (east)	Y (north)	Z	Width	Height	Height a.g.l.	Degrees from south CW [°]	Slope of window [°]	Direction mode
3I		172,305	508,513	-4.0	5.0	8.0	0.5	0.0	90.0	"Green house mode"
3J		172,282	508,501	-4.0	5.0	8.0	0.5	0.0	90.0	"Green house mode"
3K		172,310	508,510	-4.0	5.0	8.0	0.5	0.0	90.0	"Green house mode"
3L		172,295	508,485	-4.0	5.0	8.0	0.5	0.0	90.0	"Green house mode"
3M		172,325	508,500	-4.0	5.0	8.0	0.5	0.0	90.0	"Green house mode"
3N		172,311	508,476	-4.0	5.0	8.0	0.5	0.0	90.0	"Green house mode"
3O		172,330	508,496	-4.0	5.0	8.0	0.5	0.0	90.0	"Green house mode"
3P		172,324	508,467	-4.0	5.0	8.0	0.5	0.0	90.0	"Green house mode"
3Q		172,341	508,462	-4.0	5.0	8.0	0.5	0.0	90.0	"Green house mode"
3R		172,357	508,457	-4.0	5.0	8.0	0.5	0.0	90.0	"Green house mode"
3S		172,372	508,447	-3.9	5.0	8.0	0.5	0.0	90.0	"Green house mode"
3T		172,400	508,431	-3.1	5.0	8.0	0.5	0.0	90.0	"Green house mode"
3U		172,412	508,418	-3.2	5.0	8.0	0.5	0.0	90.0	"Green house mode"
3V		172,428	508,402	-3.8	5.0	8.0	0.5	0.0	90.0	"Green house mode"
3W		172,441	508,390	-4.0	5.0	8.0	0.5	0.0	90.0	"Green house mode"
3X		172,207	509,332	-2.6	5.0	8.0	0.5	0.0	90.0	"Green house mode"
3Y		172,137	508,775	-4.3	5.0	8.0	0.5	0.0	90.0	"Green house mode"
3Z		172,131	508,771	-4.4	5.0	8.0	0.5	0.0	90.0	"Green house mode"
-A		172,637	508,957	-3.9	5.0	8.0	0.5	0.0	90.0	"Green house mode"
A		175,055	505,784	-5.0	5.0	8.0	0.5	0.0	90.0	"Green house mode"
+A		172,028	509,208	-1.3	5.0	8.0	0.5	0.0	90.0	"Green house mode"
AA		175,436	505,897	-5.0	5.0	8.0	0.5	0.0	90.0	"Green house mode"
aA		174,876	505,739	-6.0	5.0	8.0	0.5	0.0	90.0	"Green house mode"
A		172,682	508,893	-3.6	5.0	8.0	0.5	0.0	90.0	"Green house mode"
AA		172,524	509,123	-3.0	5.0	8.0	0.5	0.0	90.0	"Green house mode"
AA		172,273	509,647	-0.7	5.0	8.0	0.5	0.0	90.0	"Green house mode"
AA		172,333	509,045	-3.0	5.0	8.0	0.5	0.0	90.0	"Green house mode"
AA		171,885	509,599	-5.0	5.0	8.0	0.5	0.0	90.0	"Green house mode"
AA		172,266	509,695	-1.8	5.0	8.0	0.5	0.0	90.0	"Green house mode"
AA		171,999	508,956	-3.9	5.0	8.0	0.5	0.0	90.0	"Green house mode"
AB		175,430	505,887	-5.1	5.0	8.0	0.5	0.0	90.0	"Green house mode"
aB		174,876	505,745	-6.0	5.0	8.0	0.5	0.0	90.0	"Green house mode"
B		172,738	508,937	-2.2	5.0	8.0	0.5	0.0	90.0	"Green house mode"
AB		172,593	509,181	-1.4	5.0	8.0	0.5	0.0	90.0	"Green house mode"
AB		172,270	509,655	-1.0	5.0	8.0	0.5	0.0	90.0	"Green house mode"
AB		171,999	508,571	-5.0	5.0	8.0	0.5	0.0	90.0	"Green house mode"
AB		171,876	509,576	-5.9	5.0	8.0	0.5	0.0	90.0	"Green house mode"
AB		172,278	509,718	-2.2	5.0	8.0	0.5	0.0	90.0	"Green house mode"
AB		171,935	508,980	-3.6	5.0	8.0	0.5	0.0	90.0	"Green house mode"
aC		176,167	505,764	-6.0	5.0	8.0	0.5	0.0	90.0	"Green house mode"
AC		175,426	505,877	-5.5	5.0	8.0	0.5	0.0	90.0	"Green house mode"
C		172,710	508,885	-3.0	5.0	8.0	0.5	0.0	90.0	"Green house mode"
AC		172,510	509,133	-3.0	5.0	8.0	0.5	0.0	90.0	"Green house mode"
AC		172,266	509,664	-1.4	5.0	8.0	0.5	0.0	90.0	"Green house mode"
AC		171,862	508,781	-1.6	5.0	8.0	0.5	0.0	90.0	"Green house mode"
AC		172,038	508,977	-3.7	5.0	8.0	0.5	0.0	90.0	"Green house mode"
AC		172,259	509,693	-2.1	5.0	8.0	0.5	0.0	90.0	"Green house mode"
AC		172,003	508,951	-3.8	5.0	8.0	0.5	0.0	90.0	"Green house mode"
AD		175,421	505,867	-5.8	5.0	8.0	0.5	0.0	90.0	"Green house mode"
aD		177,362	508,093	-3.5	5.0	8.0	0.5	0.0	90.0	"Green house mode"
D		172,738	508,932	-2.3	5.0	8.0	0.5	0.0	90.0	"Green house mode"
AD		172,592	509,170	-2.1	5.0	8.0	0.5	0.0	90.0	"Green house mode"
AD		172,264	509,672	-1.7	5.0	8.0	0.5	0.0	90.0	"Green house mode"
AD		171,771	509,151	-3.9	5.0	8.0	0.5	0.0	90.0	"Green house mode"
AD		172,170	509,061	-3.8	5.0	8.0	0.5	0.0	90.0	"Green house mode"
AD		172,212	509,675	-4.0	5.0	8.0	0.5	0.0	90.0	"Green house mode"
AD		171,939	508,975	-3.7	5.0	8.0	0.5	0.0	90.0	"Green house mode"
AE		175,415	505,857	-6.0	5.0	8.0	0.5	0.0	90.0	"Green house mode"
aE		175,557	505,839	-5.9	5.0	8.0	0.5	0.0	90.0	"Green house mode"
E		172,707	508,879	-3.0	5.0	8.0	0.5	0.0	90.0	"Green house mode"
AE		172,467	509,166	-3.0	5.0	8.0	0.5	0.0	90.0	"Green house mode"
AE		172,309	508,170	-4.0	5.0	8.0	0.5	0.0	90.0	"Green house mode"
AE		172,208	509,300	-2.0	5.0	8.0	0.5	0.0	90.0	"Green house mode"
AE		171,868	508,877	-2.0	5.0	8.0	0.5	0.0	90.0	"Green house mode"
AE		172,261	509,714	-2.1	5.0	8.0	0.5	0.0	90.0	"Green house mode"

To be continued on next page...

SHADOW - Main Result

Calculation: Slagschaduw WPBlauw - Vergunningen - Inrichting 1 Klokbekeertocht

...continued from previous page

No.	Name	X (east)	Y (north)	Z	Width	Height	Height a.g.l.	Degrees from south	Slope of window	Direction mode
		[m]	[m]	[m]	[m]	[m]	[m]	[°]	[°]	
ÆE		172,012	508,933	-3.4	5.0	8.0	0.5	0.0	90.0	"Green house mode"
ÆA		172,410	509,206	-2.8	5.0	8.0	0.5	0.0	90.0	"Green house mode"
ÆB		171,797	509,322	-3.0	5.0	8.0	0.5	0.0	90.0	"Green house mode"
ÆC		172,215	508,423	-4.0	5.0	8.0	0.5	0.0	90.0	"Green house mode"
ÆD		171,630	509,166	-1.7	5.0	8.0	0.5	0.0	90.0	"Green house mode"
ÆE		172,402	508,840	-2.2	5.0	8.0	0.5	0.0	90.0	"Green house mode"
ÆF		171,802	509,173	-4.0	5.0	8.0	0.5	0.0	90.0	"Green house mode"
ÆG		172,354	508,484	-4.0	5.0	8.0	0.5	0.0	90.0	"Green house mode"
ÆH		172,377	508,474	-3.7	5.0	8.0	0.5	0.0	90.0	"Green house mode"
ÆI		172,356	508,490	-4.0	5.0	8.0	0.5	0.0	90.0	"Green house mode"
ÆJ		172,386	508,493	-3.8	5.0	8.0	0.5	0.0	90.0	"Green house mode"
ÆK		172,389	508,498	-3.8	5.0	8.0	0.5	0.0	90.0	"Green house mode"
ÆL		172,204	509,294	-2.0	5.0	8.0	0.5	0.0	90.0	"Green house mode"
ÆM		172,440	509,148	-3.0	5.0	8.0	0.5	0.0	90.0	"Green house mode"
ÆN		172,627	508,988	-3.5	5.0	8.0	0.5	0.0	90.0	"Green house mode"
ÆO		172,473	509,205	-3.0	5.0	8.0	0.5	0.0	90.0	"Green house mode"
ÆP		172,686	508,973	-3.4	5.0	8.0	0.5	0.0	90.0	"Green house mode"
ÆQ		172,713	508,814	-3.8	5.0	8.0	0.5	0.0	90.0	"Green house mode"
ÆR		172,492	508,620	-2.9	5.0	8.0	0.5	0.0	90.0	"Green house mode"
ÆS		172,215	509,539	-2.1	5.0	8.0	0.5	0.0	90.0	"Green house mode"
ÆT		171,949	509,411	-3.3	5.0	8.0	0.5	0.0	90.0	"Green house mode"
ÆU		172,633	508,665	-3.1	5.0	8.0	0.5	0.0	90.0	"Green house mode"
ÆV		172,187	509,491	-3.0	5.0	8.0	0.5	0.0	90.0	"Green house mode"
ÆW		172,369	508,169	-4.0	5.0	8.0	0.5	0.0	90.0	"Green house mode"
ÆX		172,179	508,082	-4.0	5.0	8.0	0.5	0.0	90.0	"Green house mode"
ÆY		172,020	509,058	-3.0	5.0	8.0	0.5	0.0	90.0	"Green house mode"
ÆZ		172,326	509,491	-4.0	5.0	8.0	0.5	0.0	90.0	"Green house mode"
aF		175,048	505,716	-5.1	5.0	8.0	0.5	0.0	90.0	"Green house mode"
AF		175,410	505,847	-5.8	5.0	8.0	0.5	0.0	90.0	"Green house mode"
°F		172,738	508,925	-2.5	5.0	8.0	0.5	0.0	90.0	"Green house mode"
AF		172,462	509,161	-3.0	5.0	8.0	0.5	0.0	90.0	"Green house mode"
AF		172,304	508,173	-4.0	5.0	8.0	0.5	0.0	90.0	"Green house mode"
AF		172,338	509,590	-1.9	5.0	8.0	0.5	0.0	90.0	"Green house mode"
AF		172,289	509,590	-1.0	5.0	8.0	0.5	0.0	90.0	"Green house mode"
AF		172,206	509,673	-3.8	5.0	8.0	0.5	0.0	90.0	"Green house mode"
AF		171,941	508,967	-3.7	5.0	8.0	0.5	0.0	90.0	"Green house mode"
AG		175,405	505,836	-5.5	5.0	8.0	0.5	0.0	90.0	"Green house mode"
aG		175,053	505,714	-5.0	5.0	8.0	0.5	0.0	90.0	"Green house mode"
°G		172,703	508,874	-3.0	5.0	8.0	0.5	0.0	90.0	"Green house mode"
AG		172,400	508,349	-4.0	5.0	8.0	0.5	0.0	90.0	"Green house mode"
AG		172,300	508,176	-4.0	5.0	8.0	0.5	0.0	90.0	"Green house mode"
AG		172,444	509,144	-3.0	5.0	8.0	0.5	0.0	90.0	"Green house mode"
AG		172,208	508,577	-4.3	5.0	8.0	0.5	0.0	90.0	"Green house mode"
AG		172,229	509,705	-2.7	5.0	8.0	0.5	0.0	90.0	"Green house mode"
AG		172,019	508,937	-3.2	5.0	8.0	0.5	0.0	90.0	"Green house mode"
AH		175,400	505,826	-5.2	5.0	8.0	0.5	0.0	90.0	"Green house mode"
aH		175,093	505,694	-5.6	5.0	8.0	0.5	0.0	90.0	"Green house mode"
°H		172,735	508,919	-2.7	5.0	8.0	0.5	0.0	90.0	"Green house mode"
AH		172,058	508,695	-5.0	5.0	8.0	0.5	0.0	90.0	"Green house mode"
AH		172,296	508,179	-4.0	5.0	8.0	0.5	0.0	90.0	"Green house mode"
AH		172,718	508,672	-3.1	5.0	8.0	0.5	0.0	90.0	"Green house mode"
AH		172,148	508,442	-4.0	5.0	8.0	0.5	0.0	90.0	"Green house mode"
AH		172,194	509,669	-3.5	5.0	8.0	0.5	0.0	90.0	"Green house mode"
AH		171,945	508,961	-3.7	5.0	8.0	0.5	0.0	90.0	"Green house mode"
al		175,099	505,691	-5.5	5.0	8.0	0.5	0.0	90.0	"Green house mode"
AI		175,395	505,817	-5.1	5.0	8.0	0.5	0.0	90.0	"Green house mode"
°I		172,700	508,869	-3.1	5.0	8.0	0.5	0.0	90.0	"Green house mode"
AI		172,327	508,594	-4.0	5.0	8.0	0.5	0.0	90.0	"Green house mode"
AI		172,292	508,182	-4.0	5.0	8.0	0.5	0.0	90.0	"Green house mode"
AI		172,663	508,852	-3.9	5.0	8.0	0.5	0.0	90.0	"Green house mode"
AI		172,254	508,599	-4.0	5.0	8.0	0.5	0.0	90.0	"Green house mode"
AI		172,219	509,702	-3.1	5.0	8.0	0.5	0.0	90.0	"Green house mode"
AI		172,025	508,941	-3.1	5.0	8.0	0.5	0.0	90.0	"Green house mode"
AJ		175,369	505,766	-5.6	5.0	8.0	0.5	0.0	90.0	"Green house mode"
aJ		174,977	505,572	-5.8	5.0	8.0	0.5	0.0	90.0	"Green house mode"

To be continued on next page...

SHADOW - Main Result

Calculation: Slagschaduw WPBlauw - Vergunningen - Inrichting 1 Klokbekeertocht

...continued from previous page

No.	Name	X (east)	Y (north)	Z	Width	Height	Height a.g.l.	Degrees from south	Slope of window	Direction mode
				[m]	[m]	[m]	[m]	°	°	
aJ		172,732	508,914	-2.9	5.0	8.0	0.5	0.0	90.0	"Green house mode"
ÅJ		171,891	509,505	-4.1	5.0	8.0	0.5	0.0	90.0	"Green house mode"
ÄJ		172,287	508,185	-4.1	5.0	8.0	0.5	0.0	90.0	"Green house mode"
Å̇J		172,016	509,216	-1.3	5.0	8.0	0.5	0.0	90.0	"Green house mode"
Ä̇J		171,898	508,953	-3.2	5.0	8.0	0.5	0.0	90.0	"Green house mode"
Å̈J		172,075	509,625	-2.8	5.0	8.0	0.5	0.0	90.0	"Green house mode"
Ä̈J		171,951	508,956	-3.6	5.0	8.0	0.5	0.0	90.0	"Green house mode"
AK		175,364	505,757	-5.8	5.0	8.0	0.5	0.0	90.0	"Green house mode"
aK		174,971	505,572	-5.8	5.0	8.0	0.5	0.0	90.0	"Green house mode"
°K		172,731	508,870	-3.0	5.0	8.0	0.5	0.0	90.0	"Green house mode"
ÅK		172,544	508,372	-3.8	5.0	8.0	0.5	0.0	90.0	"Green house mode"
ÄK		171,799	508,810	-1.8	5.0	8.0	0.5	0.0	90.0	"Green house mode"
Å̇K		172,472	509,191	-3.0	5.0	8.0	0.5	0.0	90.0	"Green house mode"
Ä̇K		171,927	509,052	-3.0	5.0	8.0	0.5	0.0	90.0	"Green house mode"
Å̈K		172,207	509,698	-3.4	5.0	8.0	0.5	0.0	90.0	"Green house mode"
Ä̈K		172,031	508,945	-3.2	5.0	8.0	0.5	0.0	90.0	"Green house mode"
aL		174,966	505,571	-5.8	5.0	8.0	0.5	0.0	90.0	"Green house mode"
AL		175,359	505,746	-6.0	5.0	8.0	0.5	0.0	90.0	"Green house mode"
°L		172,729	508,910	-3.0	5.0	8.0	0.5	0.0	90.0	"Green house mode"
ÅL		172,050	508,315	-3.6	5.0	8.0	0.5	0.0	90.0	"Green house mode"
ÄL		171,807	508,796	-1.4	5.0	8.0	0.5	0.0	90.0	"Green house mode"
Å̇L		172,681	508,977	-3.2	5.0	8.0	0.5	0.0	90.0	"Green house mode"
Ä̇L		171,963	509,013	-3.6	5.0	8.0	0.5	0.0	90.0	"Green house mode"
Å̈L		172,053	509,627	-3.0	5.0	8.0	0.5	0.0	90.0	"Green house mode"
Ä̈L		172,094	509,264	-2.0	5.0	8.0	0.5	0.0	90.0	"Green house mode"
AM		175,354	505,736	-6.0	5.0	8.0	0.5	0.0	90.0	"Green house mode"
aM		174,961	505,570	-5.8	5.0	8.0	0.5	0.0	90.0	"Green house mode"
°M		172,736	508,866	-3.0	5.0	8.0	0.5	0.0	90.0	"Green house mode"
ÅM		172,327	508,198	-4.0	5.0	8.0	0.5	0.0	90.0	"Green house mode"
ÄM		171,848	508,761	-1.3	5.0	8.0	0.5	0.0	90.0	"Green house mode"
Å̇M		172,751	508,809	-3.0	5.0	8.0	0.5	0.0	90.0	"Green house mode"
Ä̇M		171,921	509,049	-3.0	5.0	8.0	0.5	0.0	90.0	"Green house mode"
Å̈M		172,195	509,694	-3.3	5.0	8.0	0.5	0.0	90.0	"Green house mode"
Ä̈M		172,028	509,505	-3.9	5.0	8.0	0.5	0.0	90.0	"Green house mode"
AN		175,349	505,726	-6.0	5.0	8.0	0.5	0.0	90.0	"Green house mode"
aN		174,955	505,571	-5.9	5.0	8.0	0.5	0.0	90.0	"Green house mode"
°N		171,879	509,553	-5.6	5.0	8.0	0.5	0.0	90.0	"Green house mode"
ÅN		172,293	508,052	-4.7	5.0	8.0	0.5	0.0	90.0	"Green house mode"
ÄN		171,789	508,826	-1.9	5.0	8.0	0.5	0.0	90.0	"Green house mode"
Å̇N		172,254	509,501	-3.8	5.0	8.0	0.5	0.0	90.0	"Green house mode"
Ä̇N		171,966	509,008	-3.7	5.0	8.0	0.5	0.0	90.0	"Green house mode"
Å̈N		172,028	509,641	-3.8	5.0	8.0	0.5	0.0	90.0	"Green house mode"
Ä̈N		172,455	508,288	-3.9	5.0	8.0	0.5	0.0	90.0	"Green house mode"
aO		174,950	505,570	-5.9	5.0	8.0	0.5	0.0	90.0	"Green house mode"
AO		175,343	505,716	-6.0	5.0	8.0	0.5	0.0	90.0	"Green house mode"
°O		171,884	509,531	-4.7	5.0	8.0	0.5	0.0	90.0	"Green house mode"
ÅO		171,983	509,097	-3.0	5.0	8.0	0.5	0.0	90.0	"Green house mode"
ÄO		171,848	508,746	-1.3	5.0	8.0	0.5	0.0	90.0	"Green house mode"
Å̇O		172,201	509,631	-2.9	5.0	8.0	0.5	0.0	90.0	"Green house mode"
Ä̇O		171,969	509,002	-3.9	5.0	8.0	0.5	0.0	90.0	"Green house mode"
Å̈O		172,183	509,691	-3.1	5.0	8.0	0.5	0.0	90.0	"Green house mode"
Ä̈O		172,163	508,202	-4.4	5.0	8.0	0.5	0.0	90.0	"Green house mode"
aP		174,944	505,569	-6.0	5.0	8.0	0.5	0.0	90.0	"Green house mode"
AP		175,338	505,706	-6.0	5.0	8.0	0.5	0.0	90.0	"Green house mode"
°P		171,894	509,493	-3.9	5.0	8.0	0.5	0.0	90.0	"Green house mode"
ÅP		172,278	508,886	-3.5	5.0	8.0	0.5	0.0	90.0	"Green house mode"
ÄP		171,850	508,738	-1.6	5.0	8.0	0.5	0.0	90.0	"Green house mode"
Å̇P		172,719	508,714	-3.8	5.0	8.0	0.5	0.0	90.0	"Green house mode"
Ä̇P		171,901	509,034	-3.0	5.0	8.0	0.5	0.0	90.0	"Green house mode"
Å̈P		172,007	509,643	-4.4	5.0	8.0	0.5	0.0	90.0	"Green house mode"
Ä̈P		172,356	508,210	-4.4	5.0	8.0	0.5	0.0	90.0	"Green house mode"
aQ		174,928	505,568	-6.0	5.0	8.0	0.5	0.0	90.0	"Green house mode"
AQ		175,333	505,695	-6.0	5.0	8.0	0.5	0.0	90.0	"Green house mode"
°Q		171,897	509,480	-4.0	5.0	8.0	0.5	0.0	90.0	"Green house mode"
ÅQ		172,045	508,762	-4.7	5.0	8.0	0.5	0.0	90.0	"Green house mode"

To be continued on next page...

SHADOW - Main Result

Calculation: Slagschaduw WPBlauw - Vergunningen - Inrichting 1 Klokbekeertocht

...continued from previous page

No.	Name	X (east)	Y (north)	Z	Width	Height	Height a.g.l.	Degrees from south	Slope of window	Direction mode
				[m]	[m]	[m]	[m]	°	°	
ÄQ		171,856	508,725	-2.3	5.0	8.0	0.5	0.0	90.0	"Green house mode"
ÄQ		172,520	508,944	-3.3	5.0	8.0	0.5	0.0	90.0	"Green house mode"
ÄQ		171,973	508,998	-4.0	5.0	8.0	0.5	0.0	90.0	"Green house mode"
ÄQ		172,173	509,689	-3.0	5.0	8.0	0.5	0.0	90.0	"Green house mode"
ÄQ		172,388	509,302	-2.1	5.0	8.0	0.5	0.0	90.0	"Green house mode"
ÄR		175,328	505,685	-6.0	5.0	8.0	0.5	0.0	90.0	"Green house mode"
aR		174,923	505,567	-6.0	5.0	8.0	0.5	0.0	90.0	"Green house mode"
ªR		171,900	509,468	-4.2	5.0	8.0	0.5	0.0	90.0	"Green house mode"
ÄR		172,170	508,326	-4.2	5.0	8.0	0.5	0.0	90.0	"Green house mode"
ÄR		171,858	508,719	-2.6	5.0	8.0	0.5	0.0	90.0	"Green house mode"
ÄR		172,496	508,886	-2.8	5.0	8.0	0.5	0.0	90.0	"Green house mode"
ÄR		171,905	509,028	-3.0	5.0	8.0	0.5	0.0	90.0	"Green house mode"
ÄR		171,985	509,638	-5.0	5.0	8.0	0.5	0.0	90.0	"Green house mode"
ÄR		172,258	508,205	-4.9	5.0	8.0	0.5	0.0	90.0	"Green house mode"
ÄS		175,323	505,675	-6.0	5.0	8.0	0.5	0.0	90.0	"Green house mode"
aS		174,918	505,566	-6.0	5.0	8.0	0.5	0.0	90.0	"Green house mode"
ªS		171,903	509,456	-4.3	5.0	8.0	0.5	0.0	90.0	"Green house mode"
ÄS		172,427	508,707	-4.3	5.0	8.0	0.5	0.0	90.0	"Green house mode"
ÄS		171,867	508,707	-3.4	5.0	8.0	0.5	0.0	90.0	"Green house mode"
ÄS		172,557	508,885	-3.7	5.0	8.0	0.5	0.0	90.0	"Green house mode"
ÄS		171,976	508,993	-4.0	5.0	8.0	0.5	0.0	90.0	"Green house mode"
ÄS		172,160	509,684	-2.6	5.0	8.0	0.5	0.0	90.0	"Green house mode"
ÄS		172,206	508,202	-4.9	5.0	8.0	0.5	0.0	90.0	"Green house mode"
aT		174,912	505,566	-6.0	5.0	8.0	0.5	0.0	90.0	"Green house mode"
AT		174,950	505,838	-4.4	5.0	8.0	0.5	0.0	90.0	"Green house mode"
ªT		172,318	508,988	-3.0	5.0	8.0	0.5	0.0	90.0	"Green house mode"
ÄT		172,521	509,275	-3.7	5.0	8.0	0.5	0.0	90.0	"Green house mode"
ÄT		171,870	508,702	-3.6	5.0	8.0	0.5	0.0	90.0	"Green house mode"
ÄT		172,556	508,796	-3.3	5.0	8.0	0.5	0.0	90.0	"Green house mode"
ÄT		171,909	509,022	-3.0	5.0	8.0	0.5	0.0	90.0	"Green house mode"
ÄT		171,964	509,632	-5.0	5.0	8.0	0.5	0.0	90.0	"Green house mode"
ÄT		171,967	509,299	-2.7	5.0	8.0	0.5	0.0	90.0	"Green house mode"
AU		175,114	505,753	-5.0	5.0	8.0	0.5	0.0	90.0	"Green house mode"
aU		174,907	505,565	-6.0	5.0	8.0	0.5	0.0	90.0	"Green house mode"
ªU		172,042	508,281	-4.0	5.0	8.0	0.5	0.0	90.0	"Green house mode"
ÄU		172,159	508,398	-4.0	5.0	8.0	0.5	0.0	90.0	"Green house mode"
ÄU		171,881	508,691	-4.1	5.0	8.0	0.5	0.0	90.0	"Green house mode"
ÄU		172,288	509,701	-1.4	5.0	8.0	0.5	0.0	90.0	"Green house mode"
ÄU		171,913	509,016	-3.0	5.0	8.0	0.5	0.0	90.0	"Green house mode"
ÄU		172,152	509,680	-2.4	5.0	8.0	0.5	0.0	90.0	"Green house mode"
ÄU		172,181	509,348	-2.4	5.0	8.0	0.5	0.0	90.0	"Green house mode"
aV		174,902	505,564	-6.0	5.0	8.0	0.5	0.0	90.0	"Green house mode"
AV		175,108	505,756	-5.0	5.0	8.0	0.5	0.0	90.0	"Green house mode"
ªV		172,028	508,259	-4.0	5.0	8.0	0.5	0.0	90.0	"Green house mode"
ÄV		171,904	509,613	-4.2	5.0	8.0	0.5	0.0	90.0	"Green house mode"
ÄV		171,887	508,686	-4.2	5.0	8.0	0.5	0.0	90.0	"Green house mode"
ÄV		172,306	509,726	-2.5	5.0	8.0	0.5	0.0	90.0	"Green house mode"
ÄV		171,988	508,972	-4.0	5.0	8.0	0.5	0.0	90.0	"Green house mode"
ÄV		171,944	509,627	-4.9	5.0	8.0	0.5	0.0	90.0	"Green house mode"
ÄV		172,281	508,306	-4.0	5.0	8.0	0.5	0.0	90.0	"Green house mode"
aW		174,896	505,564	-6.2	5.0	8.0	0.5	0.0	90.0	"Green house mode"
AW		175,045	505,986	-5.8	5.0	8.0	0.5	0.0	90.0	"Green house mode"
ªW		172,023	508,263	-4.1	5.0	8.0	0.5	0.0	90.0	"Green house mode"
ÄW		171,916	509,045	-3.0	5.0	8.0	0.5	0.0	90.0	"Green house mode"
ÄW		171,897	508,677	-4.1	5.0	8.0	0.5	0.0	90.0	"Green house mode"
ÄW		172,282	509,696	-1.2	5.0	8.0	0.5	0.0	90.0	"Green house mode"
ÄW		171,917	509,010	-3.1	5.0	8.0	0.5	0.0	90.0	"Green house mode"
ÄW		172,144	509,677	-2.3	5.0	8.0	0.5	0.0	90.0	"Green house mode"
ÄW		172,317	508,279	-4.2	5.0	8.0	0.5	0.0	90.0	"Green house mode"
aX		174,891	505,563	-6.3	5.0	8.0	0.5	0.0	90.0	"Green house mode"
AX		175,045	505,986	-5.8	5.0	8.0	0.5	0.0	90.0	"Green house mode"
ªX		172,018	508,266	-4.3	5.0	8.0	0.5	0.0	90.0	"Green house mode"
ÄX		172,542	509,114	-2.9	5.0	8.0	0.5	0.0	90.0	"Green house mode"
ÄX		171,907	508,627	-3.6	5.0	8.0	0.5	0.0	90.0	"Green house mode"
ÄX		172,296	509,723	-2.4	5.0	8.0	0.5	0.0	90.0	"Green house mode"

To be continued on next page...

SHADOW - Main Result

Calculation: Slagschaduw WPBlauw - Vergunningen - Inrichting 1 Klokbekeertocht

...continued from previous page

No.	Name	X (east)	Y (north)	Z	Width	Height	Height a.g.l.	Degrees from south CW [°]	Slope of window [°]	Direction mode
	ÅX	171,992	508,967	-4.0	5.0	8.0	0.5	0.0	90.0	"Green house mode"
	ÅX	171,924	509,622	-4.5	5.0	8.0	0.5	0.0	90.0	"Green house mode"
	ÅX	172,407	509,299	-2.0	5.0	8.0	0.5	0.0	90.0	"Green house mode"
	aY	175,048	505,537	-5.1	5.0	8.0	0.5	0.0	90.0	"Green house mode"
	AY	175,055	506,006	-6.0	5.0	8.0	0.5	0.0	90.0	"Green house mode"
	ay	172,014	508,271	-4.4	5.0	8.0	0.5	0.0	90.0	"Green house mode"
	ÅY	172,380	508,479	-3.7	5.0	8.0	0.5	0.0	90.0	"Green house mode"
	ÅY	171,918	508,612	-4.1	5.0	8.0	0.5	0.0	90.0	"Green house mode"
	ÅY	172,276	509,694	-1.4	5.0	8.0	0.5	0.0	90.0	"Green house mode"
	ÅY	171,995	508,961	-4.0	5.0	8.0	0.5	0.0	90.0	"Green house mode"
	ÅY	172,131	509,668	-2.4	5.0	8.0	0.5	0.0	90.0	"Green house mode"
	ÅY	172,131	508,074	-1.8	5.0	8.0	0.5	0.0	90.0	"Green house mode"
	aZ	174,939	505,568	-6.0	5.0	8.0	0.5	0.0	90.0	"Green house mode"
	AZ	175,051	505,999	-6.0	5.0	8.0	0.5	0.0	90.0	"Green house mode"
	aZ	172,010	508,274	-4.5	5.0	8.0	0.5	0.0	90.0	"Green house mode"
	ÅZ	172,501	509,145	-3.0	5.0	8.0	0.5	0.0	90.0	"Green house mode"
	ÅZ	171,926	508,597	-4.3	5.0	8.0	0.5	0.0	90.0	"Green house mode"
	ÅZ	172,286	509,721	-2.3	5.0	8.0	0.5	0.0	90.0	"Green house mode"
	ÅZ	171,930	508,986	-3.5	5.0	8.0	0.5	0.0	90.0	"Green house mode"
	ÅZ	172,114	509,658	-2.7	5.0	8.0	0.5	0.0	90.0	"Green house mode"
	ÅZ	172,446	508,669	-4.2	5.0	8.0	0.5	0.0	90.0	"Green house mode"
	-B	172,655	508,945	-3.9	5.0	8.0	0.5	0.0	90.0	"Green house mode"
	B	175,062	505,782	-5.0	5.0	8.0	0.5	0.0	90.0	"Green house mode"
	•B	172,303	508,666	-3.9	5.0	8.0	0.5	0.0	90.0	"Green house mode"
	BA	175,076	506,051	-6.3	5.0	8.0	0.5	0.0	90.0	"Green house mode"
	bA	175,077	505,540	-5.0	5.0	8.0	0.5	0.0	90.0	"Green house mode"
	bB	175,116	505,580	-5.0	5.0	8.0	0.5	0.0	90.0	"Green house mode"
	BB	175,426	508,748	-4.2	5.0	8.0	0.5	0.0	90.0	"Green house mode"
	bC	175,109	505,582	-5.0	5.0	8.0	0.5	0.0	90.0	"Green house mode"
	BC	175,067	506,023	-6.2	5.0	8.0	0.5	0.0	90.0	"Green house mode"
	bD	175,102	505,581	-5.0	5.0	8.0	0.5	0.0	90.0	"Green house mode"
	BD	175,063	506,017	-6.1	5.0	8.0	0.5	0.0	90.0	"Green house mode"
	BE	172,085	506,187	-3.7	5.0	8.0	0.5	0.0	90.0	"Green house mode"
	bE	175,096	505,580	-5.0	5.0	8.0	0.5	0.0	90.0	"Green house mode"
	Bedrijfswoning 1	170,045	511,612	-4.2	5.0	8.0	0.5	0.0	90.0	"Green house mode"
	Bedrijfswoning 2	168,230	511,118	-1.7	5.0	8.0	0.5	0.0	90.0	"Green house mode"
	Bedrijfswoning 3	168,141	511,093	-1.1	5.0	8.0	0.5	0.0	90.0	"Green house mode"
	Bedrijfswoning 4	168,398	507,864	-4.0	5.0	8.0	0.5	0.0	90.0	"Green house mode"
	Bedrijfswoning 5	168,360	507,795	-5.2	5.0	8.0	0.5	0.0	90.0	"Green house mode"
	Bedrijfswoning 6	169,470	511,844	-3.3	5.0	8.0	0.5	0.0	90.0	"Green house mode"
	bF	175,089	505,579	-5.1	5.0	8.0	0.5	0.0	90.0	"Green house mode"
	BF	174,956	505,842	-4.5	5.0	8.0	0.5	0.0	90.0	"Green house mode"
	bG	175,083	505,579	-5.2	5.0	8.0	0.5	0.0	90.0	"Green house mode"
	BG	175,090	505,764	-5.0	5.0	8.0	0.5	0.0	90.0	"Green house mode"
	BH	175,096	505,761	-5.0	5.0	8.0	0.5	0.0	90.0	"Green house mode"
	bH	175,075	505,578	-5.4	5.0	8.0	0.5	0.0	90.0	"Green house mode"
	bI	175,069	505,578	-5.5	5.0	8.0	0.5	0.0	90.0	"Green house mode"
	BI	175,260	505,879	-5.8	5.0	8.0	0.5	0.0	90.0	"Green house mode"
	bJ	175,047	505,576	-5.9	5.0	8.0	0.5	0.0	90.0	"Green house mode"
	BJ	175,299	505,857	-5.0	5.0	8.0	0.5	0.0	90.0	"Green house mode"
	BK	175,025	505,879	-5.2	5.0	8.0	0.5	0.0	90.0	"Green house mode"
	bK	175,040	505,575	-5.9	5.0	8.0	0.5	0.0	90.0	"Green house mode"
	BL	175,072	505,773	-5.0	5.0	8.0	0.5	0.0	90.0	"Green house mode"
	bL	175,033	505,574	-5.9	5.0	8.0	0.5	0.0	90.0	"Green house mode"
	BM	175,078	505,770	-5.0	5.0	8.0	0.5	0.0	90.0	"Green house mode"
	bM	175,027	505,574	-5.9	5.0	8.0	0.5	0.0	90.0	"Green house mode"
	BN	175,506	505,675	-6.0	5.0	8.0	0.5	0.0	90.0	"Green house mode"
	bN	175,020	505,573	-6.0	5.0	8.0	0.5	0.0	90.0	"Green house mode"
	bO	175,012	505,572	-6.0	5.0	8.0	0.5	0.0	90.0	"Green house mode"
	BO	175,533	505,663	-5.3	5.0	8.0	0.5	0.0	90.0	"Green house mode"
	BP	175,499	505,659	-5.9	5.0	8.0	0.5	0.0	90.0	"Green house mode"
	bP	175,007	505,571	-5.9	5.0	8.0	0.5	0.0	90.0	"Green house mode"
	bQ	174,999	505,571	-5.9	5.0	8.0	0.5	0.0	90.0	"Green house mode"
	BQ	175,495	505,646	-5.7	5.0	8.0	0.5	0.0	90.0	"Green house mode"
	BR	175,493	505,641	-5.7	5.0	8.0	0.5	0.0	90.0	"Green house mode"

To be continued on next page...

SHADOW - Main Result

Calculation: Slagschaduw WPBlauw - Vergunningen - Inrichting 1 Klokbekeertocht

...continued from previous page

No.	Name	X (east)	Y (north)	Z	Width	Height	Height a.g.l.	Degrees from south	Slope of window	Direction mode
		[m]	[m]	[m]	[m]	[m]	[m]	[°]	[°]	
bR		175,062	505,538	-5.0	5.0	8.0	0.5	0.0	90.0	"Green house mode"
BS		175,491	505,636	-5.7	5.0	8.0	0.5	0.0	90.0	"Green house mode"
bS		174,950	505,763	-5.7	5.0	8.0	0.5	0.0	90.0	"Green house mode"
bT		174,954	505,760	-5.7	5.0	8.0	0.5	0.0	90.0	"Green house mode"
BT		175,488	505,631	-5.7	5.0	8.0	0.5	0.0	90.0	"Green house mode"
bU		174,981	506,024	-5.5	5.0	8.0	0.5	0.0	90.0	"Green house mode"
BU		175,486	505,626	-5.8	5.0	8.0	0.5	0.0	90.0	"Green house mode"
BV		175,483	505,621	-5.8	5.0	8.0	0.5	0.0	90.0	"Green house mode"
bV		174,985	506,021	-5.4	5.0	8.0	0.5	0.0	90.0	"Green house mode"
BW		175,481	505,616	-5.9	5.0	8.0	0.5	0.0	90.0	"Green house mode"
bW		174,990	506,018	-5.5	5.0	8.0	0.5	0.0	90.0	"Green house mode"
BX		175,479	505,611	-6.0	5.0	8.0	0.5	0.0	90.0	"Green house mode"
bX		174,995	506,016	-5.6	5.0	8.0	0.5	0.0	90.0	"Green house mode"
BY		174,975	505,823	-4.0	5.0	8.0	0.5	0.0	90.0	"Green house mode"
bY		174,999	506,013	-5.6	5.0	8.0	0.5	0.0	90.0	"Green house mode"
bZ		175,004	506,010	-5.7	5.0	8.0	0.5	0.0	90.0	"Green house mode"
BZ		174,981	505,820	-4.1	5.0	8.0	0.5	0.0	90.0	"Green house mode"
C		172,675	506,252	-5.0	5.0	8.0	0.5	0.0	90.0	"Green house mode"
-C		172,049	509,287	-2.0	5.0	8.0	0.5	0.0	90.0	"Green house mode"
*C		172,033	509,204	-1.4	5.0	8.0	0.5	0.0	90.0	"Green house mode"
cA		175,009	506,007	-5.7	5.0	8.0	0.5	0.0	90.0	"Green house mode"
CA		175,010	505,805	-4.3	5.0	8.0	0.5	0.0	90.0	"Green house mode"
ÇA		172,102	508,720	-4.0	5.0	8.0	0.5	0.0	90.0	"Green house mode"
cB		175,013	506,004	-5.7	5.0	8.0	0.5	0.0	90.0	"Green house mode"
CB		175,017	505,802	-4.2	5.0	8.0	0.5	0.0	90.0	"Green house mode"
ÇB		172,072	508,376	-5.0	5.0	8.0	0.5	0.0	90.0	"Green house mode"
cC		175,018	506,001	-5.7	5.0	8.0	0.5	0.0	90.0	"Green house mode"
CC		175,455	505,627	-5.4	5.0	8.0	0.5	0.0	90.0	"Green house mode"
ÇC		172,114	508,394	-4.4	5.0	8.0	0.5	0.0	90.0	"Green house mode"
cD		174,966	505,755	-5.5	5.0	8.0	0.5	0.0	90.0	"Green house mode"
CD		175,444	505,632	-5.1	5.0	8.0	0.5	0.0	90.0	"Green house mode"
ÇD		172,086	508,366	-4.7	5.0	8.0	0.5	0.0	90.0	"Green house mode"
cE		174,966	505,754	-5.5	5.0	8.0	0.5	0.0	90.0	"Green house mode"
CE		174,994	505,815	-4.3	5.0	8.0	0.5	0.0	90.0	"Green house mode"
ÇE		172,122	508,389	-4.4	5.0	8.0	0.5	0.0	90.0	"Green house mode"
CF		175,000	505,813	-4.3	5.0	8.0	0.5	0.0	90.0	"Green house mode"
cF		174,971	505,752	-5.5	5.0	8.0	0.5	0.0	90.0	"Green house mode"
ÇF		172,131	508,387	-4.2	5.0	8.0	0.5	0.0	90.0	"Green house mode"
CG		175,217	505,903	-5.6	5.0	8.0	0.5	0.0	90.0	"Green house mode"
cG		174,970	505,752	-5.5	5.0	8.0	0.5	0.0	90.0	"Green house mode"
ÇG		172,141	508,386	-4.0	5.0	8.0	0.5	0.0	90.0	"Green house mode"
cH		174,981	505,747	-5.5	5.0	8.0	0.5	0.0	90.0	"Green house mode"
CH		176,338	506,144	-5.0	5.0	8.0	0.5	0.0	90.0	"Green house mode"
ÇH		172,151	508,390	-4.0	5.0	8.0	0.5	0.0	90.0	"Green house mode"
cl		174,988	505,745	-5.5	5.0	8.0	0.5	0.0	90.0	"Green house mode"
CI		175,036	505,795	-4.6	5.0	8.0	0.5	0.0	90.0	"Green house mode"
ÇI		172,171	508,418	-4.0	5.0	8.0	0.5	0.0	90.0	"Green house mode"
CJ		175,029	505,798	-4.4	5.0	8.0	0.5	0.0	90.0	"Green house mode"
cJ		175,091	505,540	-5.0	5.0	8.0	0.5	0.0	90.0	"Green house mode"
ÇJ		172,175	508,424	-4.0	5.0	8.0	0.5	0.0	90.0	"Green house mode"
CK		175,450	505,705	-5.0	5.0	8.0	0.5	0.0	90.0	"Green house mode"
cK		175,037	505,722	-5.2	5.0	8.0	0.5	0.0	90.0	"Green house mode"
ÇK		172,181	508,432	-4.0	5.0	8.0	0.5	0.0	90.0	"Green house mode"
cL		175,031	505,724	-5.2	5.0	8.0	0.5	0.0	90.0	"Green house mode"
CL		172,657	509,570	-3.2	5.0	8.0	0.5	0.0	90.0	"Green house mode"
ÇL		172,185	508,438	-4.0	5.0	8.0	0.5	0.0	90.0	"Green house mode"
CM		174,987	505,904	-5.0	5.0	8.0	0.5	0.0	90.0	"Green house mode"
cM		174,978	505,960	-5.0	5.0	8.0	0.5	0.0	90.0	"Green house mode"
ÇM		172,205	508,408	-4.0	5.0	8.0	0.5	0.0	90.0	"Green house mode"
CN		175,701	509,069	-3.5	5.0	8.0	0.5	0.0	90.0	"Green house mode"
cN		174,976	505,955	-5.0	5.0	8.0	0.5	0.0	90.0	"Green house mode"
ÇN		172,190	508,446	-4.0	5.0	8.0	0.5	0.0	90.0	"Green house mode"
cO		174,973	505,951	-5.0	5.0	8.0	0.5	0.0	90.0	"Green house mode"
CO		172,741	512,035	-2.9	5.0	8.0	0.5	0.0	90.0	"Green house mode"
ÇO		172,210	508,415	-4.0	5.0	8.0	0.5	0.0	90.0	"Green house mode"

To be continued on next page...

SHADOW - Main Result

Calculation: Slagschaduw WPBlauw - Vergunningen - Inrichting 1 Klokbekeertocht

...continued from previous page

No.	Name	X (east)	Y (north)	Z	Width	Height	Height a.g.l.	Degrees from south	Slope of window	Direction mode
				[m]	[m]	[m]	[m]	[°]	[°]	
CP		172,784	512,131	-4.9	5.0	8.0	0.5	0.0	90.0	"Green house mode"
cP		174,971	505,946	-5.0	5.0	8.0	0.5	0.0	90.0	"Green house mode"
ÇP		172,194	508,452	-4.0	5.0	8.0	0.5	0.0	90.0	"Green house mode"
cQ		174,968	505,941	-5.0	5.0	8.0	0.5	0.0	90.0	"Green house mode"
CQ		172,755	511,986	-3.5	5.0	8.0	0.5	0.0	90.0	"Green house mode"
ÇQ		172,169	509,067	-3.7	5.0	8.0	0.5	0.0	90.0	"Green house mode"
cR		174,966	505,936	-5.0	5.0	8.0	0.5	0.0	90.0	"Green house mode"
CR		172,835	511,695	-3.1	5.0	8.0	0.5	0.0	90.0	"Green house mode"
ÇR		172,289	509,182	-1.9	5.0	8.0	0.5	0.0	90.0	"Green house mode"
CS		173,019	511,284	-4.8	5.0	8.0	0.5	0.0	90.0	"Green house mode"
cS		174,963	505,931	-5.0	5.0	8.0	0.5	0.0	90.0	"Green house mode"
ÇS		172,313	509,512	-3.4	5.0	8.0	0.5	0.0	90.0	"Green house mode"
CT		172,979	511,166	-4.0	5.0	8.0	0.5	0.0	90.0	"Green house mode"
cT		174,961	505,926	-5.0	5.0	8.0	0.5	0.0	90.0	"Green house mode"
ÇT		172,281	508,606	-4.1	5.0	8.0	0.5	0.0	90.0	"Green house mode"
CU		173,085	510,780	-3.6	5.0	8.0	0.5	0.0	90.0	"Green house mode"
cU		174,959	505,922	-5.0	5.0	8.0	0.5	0.0	90.0	"Green house mode"
ÇU		172,098	509,312	-2.0	5.0	8.0	0.5	0.0	90.0	"Green house mode"
cV		174,956	505,917	-5.0	5.0	8.0	0.5	0.0	90.0	"Green house mode"
CV		172,944	510,309	-3.6	5.0	8.0	0.5	0.0	90.0	"Green house mode"
ÇV		172,538	508,025	1.5	5.0	8.0	0.5	0.0	90.0	"Green house mode"
CW		172,916	508,336	-3.6	5.0	8.0	0.5	0.0	90.0	"Green house mode"
cW		174,954	505,911	-5.0	5.0	8.0	0.5	0.0	90.0	"Green house mode"
ÇW		172,436	507,877	-2.8	5.0	8.0	0.5	0.0	90.0	"Green house mode"
CX		172,851	508,241	-2.5	5.0	8.0	0.5	0.0	90.0	"Green house mode"
cX		174,933	505,978	-5.0	5.0	8.0	0.5	0.0	90.0	"Green house mode"
ÇX		172,427	507,888	-2.5	5.0	8.0	0.5	0.0	90.0	"Green house mode"
CY		172,570	507,825	-4.4	5.0	8.0	0.5	0.0	90.0	"Green house mode"
cY		174,930	505,974	-4.9	5.0	8.0	0.5	0.0	90.0	"Green house mode"
ÇY		171,051	510,642	-3.4	5.0	8.0	0.5	0.0	90.0	"Green house mode"
CZ		172,527	507,760	-4.8	5.0	8.0	0.5	0.0	90.0	"Green house mode"
cZ		174,927	505,969	-4.9	5.0	8.0	0.5	0.0	90.0	"Green house mode"
ÇZ		171,360	506,653	-4.0	5.0	8.0	0.5	0.0	90.0	"Green house mode"
-D		172,004	509,283	-2.1	5.0	8.0	0.5	0.0	90.0	"Green house mode"
D		175,024	505,927	-5.0	5.0	8.0	0.5	0.0	90.0	"Green house mode"
•D		172,314	508,660	-4.0	5.0	8.0	0.5	0.0	90.0	"Green house mode"
DA		172,352	507,500	-5.0	5.0	8.0	0.5	0.0	90.0	"Green house mode"
dA		174,924	505,965	-4.8	5.0	8.0	0.5	0.0	90.0	"Green house mode"
DB		172,136	507,178	-5.2	5.0	8.0	0.5	0.0	90.0	"Green house mode"
dB		174,921	505,960	-4.7	5.0	8.0	0.5	0.0	90.0	"Green house mode"
dC		174,918	505,956	-4.6	5.0	8.0	0.5	0.0	90.0	"Green house mode"
DC		175,391	505,733	-6.0	5.0	8.0	0.5	0.0	90.0	"Green house mode"
DD		175,414	505,722	-5.4	5.0	8.0	0.5	0.0	90.0	"Green house mode"
dD		174,915	505,951	-4.4	5.0	8.0	0.5	0.0	90.0	"Green house mode"
DE		175,383	505,722	-6.0	5.0	8.0	0.5	0.0	90.0	"Green house mode"
dE		174,912	505,947	-4.4	5.0	8.0	0.5	0.0	90.0	"Green house mode"
dF		174,909	505,942	-4.4	5.0	8.0	0.5	0.0	90.0	"Green house mode"
DF		175,408	505,709	-5.6	5.0	8.0	0.5	0.0	90.0	"Green house mode"
DG		175,377	505,706	-6.0	5.0	8.0	0.5	0.0	90.0	"Green house mode"
dG		174,906	505,938	-4.5	5.0	8.0	0.5	0.0	90.0	"Green house mode"
dH		174,903	505,933	-4.6	5.0	8.0	0.5	0.0	90.0	"Green house mode"
DH		175,370	505,691	-6.0	5.0	8.0	0.5	0.0	90.0	"Green house mode"
dI		174,896	505,922	-4.9	5.0	8.0	0.5	0.0	90.0	"Green house mode"
DI		175,394	505,681	-6.0	5.0	8.0	0.5	0.0	90.0	"Green house mode"
DJ		175,365	505,679	-6.0	5.0	8.0	0.5	0.0	90.0	"Green house mode"
dJ		174,893	505,917	-5.0	5.0	8.0	0.5	0.0	90.0	"Green house mode"
dK		174,889	505,913	-5.1	5.0	8.0	0.5	0.0	90.0	"Green house mode"
DK		175,388	505,669	-5.8	5.0	8.0	0.5	0.0	90.0	"Green house mode"
DL		175,360	505,667	-5.8	5.0	8.0	0.5	0.0	90.0	"Green house mode"
dL		174,887	505,909	-5.1	5.0	8.0	0.5	0.0	90.0	"Green house mode"
DM		175,383	505,657	-5.4	5.0	8.0	0.5	0.0	90.0	"Green house mode"
dM		174,884	505,904	-5.2	5.0	8.0	0.5	0.0	90.0	"Green house mode"
DN		175,377	505,647	-5.1	5.0	8.0	0.5	0.0	90.0	"Green house mode"
dN		174,881	505,900	-5.3	5.0	8.0	0.5	0.0	90.0	"Green house mode"
DO		175,355	505,658	-5.5	5.0	8.0	0.5	0.0	90.0	"Green house mode"

To be continued on next page...

SHADOW - Main Result

Calculation: Slagschaduw WPBlauw - Vergunningen - Inrichting 1 Klokbekeertocht

...continued from previous page

No.	Name	X (east)	Y (north)	Z	Width	Height	Height a.g.l.	Degrees from south	Slope of window	Direction mode
				[m]	[m]	[m]	[m]	[°]	[°]	
dO		174,878	505,895	-5.5	5.0	8.0	0.5	0.0	90.0	"Green house mode"
dP		174,874	505,891	-5.7	5.0	8.0	0.5	0.0	90.0	"Green house mode"
DP		175,353	505,652	-5.3	5.0	8.0	0.5	0.0	90.0	"Green house mode"
dQ		174,872	505,886	-5.7	5.0	8.0	0.5	0.0	90.0	"Green house mode"
DQ		175,350	505,648	-5.2	5.0	8.0	0.5	0.0	90.0	"Green house mode"
DR		175,348	505,643	-5.0	5.0	8.0	0.5	0.0	90.0	"Green house mode"
dR		174,868	505,882	-5.7	5.0	8.0	0.5	0.0	90.0	"Green house mode"
dS		174,865	505,877	-5.6	5.0	8.0	0.5	0.0	90.0	"Green house mode"
DS		175,346	505,638	-4.9	5.0	8.0	0.5	0.0	90.0	"Green house mode"
dT		174,862	505,873	-5.5	5.0	8.0	0.5	0.0	90.0	"Green house mode"
DT		175,343	505,633	-4.8	5.0	8.0	0.5	0.0	90.0	"Green house mode"
dU		174,883	505,868	-5.2	5.0	8.0	0.5	0.0	90.0	"Green house mode"
DU		174,974	505,605	-5.9	5.0	8.0	0.5	0.0	90.0	"Green house mode"
DV		175,003	505,595	-6.0	5.0	8.0	0.5	0.0	90.0	"Green house mode"
dV		174,888	505,865	-5.1	5.0	8.0	0.5	0.0	90.0	"Green house mode"
dW		174,893	505,863	-5.0	5.0	8.0	0.5	0.0	90.0	"Green house mode"
DW		174,969	505,604	-5.8	5.0	8.0	0.5	0.0	90.0	"Green house mode"
dX		174,897	505,861	-5.0	5.0	8.0	0.5	0.0	90.0	"Green house mode"
DX		175,003	505,601	-6.0	5.0	8.0	0.5	0.0	90.0	"Green house mode"
DY		174,963	505,603	-5.7	5.0	8.0	0.5	0.0	90.0	"Green house mode"
dY		174,902	505,858	-5.0	5.0	8.0	0.5	0.0	90.0	"Green house mode"
dZ		174,907	505,856	-5.0	5.0	8.0	0.5	0.0	90.0	"Green house mode"
DZ		174,958	505,603	-5.6	5.0	8.0	0.5	0.0	90.0	"Green house mode"
-E		172,056	509,283	-2.0	5.0	8.0	0.5	0.0	90.0	"Green house mode"
E		173,767	509,650	-5.1	5.0	8.0	0.5	0.0	90.0	"Green house mode"
•E		172,044	509,198	-1.5	5.0	8.0	0.5	0.0	90.0	"Green house mode"
eA		174,912	505,853	-5.0	5.0	8.0	0.5	0.0	90.0	"Green house mode"
EA		175,002	505,611	-6.0	5.0	8.0	0.5	0.0	90.0	"Green house mode"
ÉA		169,031	510,400	-5.0	5.0	8.0	0.5	0.0	90.0	"Green house mode"
ÊA		171,495	506,594	-4.3	5.0	8.0	0.5	0.0	90.0	"Green house mode"
ËA		170,621	511,770	-3.0	5.0	8.0	0.5	0.0	90.0	"Green house mode"
ÄA		167,046	510,679	-4.1	5.0	8.0	0.5	0.0	90.0	"Green house mode"
eB		174,917	505,851	-4.9	5.0	8.0	0.5	0.0	90.0	"Green house mode"
EB		174,953	505,602	-5.5	5.0	8.0	0.5	0.0	90.0	"Green house mode"
ÉB		169,180	510,148	-5.5	5.0	8.0	0.5	0.0	90.0	"Green house mode"
ÊB		171,418	507,811	-5.8	5.0	8.0	0.5	0.0	90.0	"Green house mode"
ËB		170,553	511,753	-3.0	5.0	8.0	0.5	0.0	90.0	"Green house mode"
ÄB		166,845	507,823	-3.1	5.0	8.0	0.5	0.0	90.0	"Green house mode"
EC		175,001	505,617	-5.9	5.0	8.0	0.5	0.0	90.0	"Green house mode"
eC		174,922	505,849	-4.8	5.0	8.0	0.5	0.0	90.0	"Green house mode"
ÉC		169,113	510,124	-4.5	5.0	8.0	0.5	0.0	90.0	"Green house mode"
ÊC		171,307	507,253	-3.3	5.0	8.0	0.5	0.0	90.0	"Green house mode"
ËC		167,167	509,613	-2.4	5.0	8.0	0.5	0.0	90.0	"Green house mode"
eD		174,926	505,846	-4.8	5.0	8.0	0.5	0.0	90.0	"Green house mode"
ED		174,947	505,602	-5.4	5.0	8.0	0.5	0.0	90.0	"Green house mode"
ÉD		169,305	509,693	-4.2	5.0	8.0	0.5	0.0	90.0	"Green house mode"
ÊD		171,310	507,198	-2.6	5.0	8.0	0.5	0.0	90.0	"Green house mode"
ËD		167,157	510,141	-3.5	5.0	8.0	0.5	0.0	90.0	"Green house mode"
EE		175,001	505,622	-5.9	5.0	8.0	0.5	0.0	90.0	"Green house mode"
eE		175,021	505,730	-5.1	5.0	8.0	0.5	0.0	90.0	"Green house mode"
ÉE		169,467	509,098	-2.1	5.0	8.0	0.5	0.0	90.0	"Green house mode"
ÊE		171,593	507,694	-5.9	5.0	8.0	0.5	0.0	90.0	"Green house mode"
ËE		169,647	507,514	-5.2	5.0	8.0	0.5	0.0	90.0	"Green house mode"
ÄE		166,498	509,915	-4.0	5.0	8.0	0.5	0.0	90.0	"Green house mode"
eF		175,016	505,733	-5.0	5.0	8.0	0.5	0.0	90.0	"Green house mode"
EF		174,938	505,600	-5.4	5.0	8.0	0.5	0.0	90.0	"Green house mode"
ÉF		170,874	511,525	-3.1	5.0	8.0	0.5	0.0	90.0	"Green house mode"
ÊF		171,358	509,083	-1.3	5.0	8.0	0.5	0.0	90.0	"Green house mode"
ËF		167,422	505,925	-4.0	5.0	8.0	0.5	0.0	90.0	"Green house mode"
eG		175,438	505,814	-5.6	5.0	8.0	0.5	0.0	90.0	"Green house mode"
EG		175,000	505,628	-5.8	5.0	8.0	0.5	0.0	90.0	"Green house mode"
ÉG		170,810	511,508	-4.0	5.0	8.0	0.5	0.0	90.0	"Green house mode"
ÊG		171,456	508,104	-2.9	5.0	8.0	0.5	0.0	90.0	"Green house mode"
ËG		169,190	511,795	-4.1	5.0	8.0	0.5	0.0	90.0	"Green house mode"
ÄG		167,550	505,857	-4.0	5.0	8.0	0.5	0.0	90.0	"Green house mode"

To be continued on next page...

SHADOW - Main Result

Calculation: Slagschaduw WPBlauw - Vergunningen - Inrichting 1 Klokbekeertocht

...continued from previous page

No.	Name	X (east)	Y (north)	Z	Width	Height	Height a.g.l.	Degrees from south	Slope of window	Direction mode
				[m]	[m]	[m]	[m]	°	°	
EH		174,933	505,600	-5.5	5.0	8.0	0.5	0.0	90.0	"Green house mode"
eH		175,441	505,819	-5.8	5.0	8.0	0.5	0.0	90.0	"Green house mode"
EH		170,888	511,474	-3.8	5.0	8.0	0.5	0.0	90.0	"Green house mode"
EH		171,096	506,101	-4.7	5.0	8.0	0.5	0.0	90.0	"Green house mode"
EH		168,750	511,734	-4.6	5.0	8.0	0.5	0.0	90.0	"Green house mode"
eI		174,999	505,741	-5.3	5.0	8.0	0.5	0.0	90.0	"Green house mode"
EI		174,999	505,638	-5.6	5.0	8.0	0.5	0.0	90.0	"Green house mode"
ÉI		170,892	511,219	-4.1	5.0	8.0	0.5	0.0	90.0	"Green house mode"
ÉI		170,938	506,025	-4.8	5.0	8.0	0.5	0.0	90.0	"Green house mode"
ÉI		168,605	511,669	-3.4	5.0	8.0	0.5	0.0	90.0	"Green house mode"
ÉI		168,068	507,795	-4.8	5.0	8.0	0.5	0.0	90.0	"Green house mode"
eJ		175,005	505,738	-5.2	5.0	8.0	0.5	0.0	90.0	"Green house mode"
EJ		174,928	505,599	-5.6	5.0	8.0	0.5	0.0	90.0	"Green house mode"
ÉJ		170,966	511,190	-5.0	5.0	8.0	0.5	0.0	90.0	"Green house mode"
ÉJ		170,273	505,979	-4.6	5.0	8.0	0.5	0.0	90.0	"Green house mode"
ÉJ		170,825	506,017	-6.1	5.0	8.0	0.5	0.0	90.0	"Green house mode"
ÉJ		166,675	507,557	-3.3	5.0	8.0	0.5	0.0	90.0	"Green house mode"
eK		175,074	505,704	-5.6	5.0	8.0	0.5	0.0	90.0	"Green house mode"
EK		174,998	505,643	-5.5	5.0	8.0	0.5	0.0	90.0	"Green house mode"
ÉK		171,111	510,657	-3.5	5.0	8.0	0.5	0.0	90.0	"Green house mode"
ÉK		170,194	506,034	-4.0	5.0	8.0	0.5	0.0	90.0	"Green house mode"
ÉK		169,238	509,674	-4.1	5.0	8.0	0.5	0.0	90.0	"Green house mode"
ÉK		167,966	508,259	-4.5	5.0	8.0	0.5	0.0	90.0	"Green house mode"
EL		174,922	505,599	-5.7	5.0	8.0	0.5	0.0	90.0	"Green house mode"
eL		175,079	505,701	-5.7	5.0	8.0	0.5	0.0	90.0	"Green house mode"
ÉL		169,413	509,055	-4.0	5.0	8.0	0.5	0.0	90.0	"Green house mode"
ÉL		169,920	505,953	-3.2	5.0	8.0	0.5	0.0	90.0	"Green house mode"
ÉL		167,838	505,867	-3.8	5.0	8.0	0.5	0.0	90.0	"Green house mode"
eM		175,462	505,862	-5.1	5.0	8.0	0.5	0.0	90.0	"Green house mode"
EM		174,998	505,648	-5.5	5.0	8.0	0.5	0.0	90.0	"Green house mode"
ÉM		169,482	509,026	-3.9	5.0	8.0	0.5	0.0	90.0	"Green house mode"
ÉM		169,856	505,948	-4.0	5.0	8.0	0.5	0.0	90.0	"Green house mode"
ÉM		170,273	505,974	-4.5	5.0	8.0	0.5	0.0	90.0	"Green house mode"
ÉM		167,486	505,922	-4.2	5.0	8.0	0.5	0.0	90.0	"Green house mode"
EN		174,917	505,599	-5.8	5.0	8.0	0.5	0.0	90.0	"Green house mode"
eN		175,465	505,867	-5.0	5.0	8.0	0.5	0.0	90.0	"Green house mode"
ÉN		169,425	509,011	-3.9	5.0	8.0	0.5	0.0	90.0	"Green house mode"
ÉN		169,545	505,930	-5.0	5.0	8.0	0.5	0.0	90.0	"Green house mode"
ÉN		166,930	507,813	-2.1	5.0	8.0	0.5	0.0	90.0	"Green house mode"
ÉN		166,944	505,821	-1.9	5.0	8.0	0.5	0.0	90.0	"Green house mode"
eO		175,470	505,878	-5.1	5.0	8.0	0.5	0.0	90.0	"Green house mode"
EO		174,997	505,654	-5.5	5.0	8.0	0.5	0.0	90.0	"Green house mode"
ÉO		169,617	508,492	-5.0	5.0	8.0	0.5	0.0	90.0	"Green house mode"
ÉO		169,177	505,979	-5.4	5.0	8.0	0.5	0.0	90.0	"Green house mode"
ÉO		167,465	508,829	-5.2	5.0	8.0	0.5	0.0	90.0	"Green house mode"
ÉO		167,079	511,208	-5.2	5.0	8.0	0.5	0.0	90.0	"Green house mode"
EP		174,926	505,620	-5.3	5.0	8.0	0.5	0.0	90.0	"Green house mode"
eP		175,472	505,883	-5.1	5.0	8.0	0.5	0.0	90.0	"Green house mode"
ÉP		169,560	508,144	-5.2	5.0	8.0	0.5	0.0	90.0	"Green house mode"
ÉP		168,931	505,909	-4.6	5.0	8.0	0.5	0.0	90.0	"Green house mode"
ÉP		165,975	507,388	-2.6	5.0	8.0	0.5	0.0	90.0	"Green house mode"
ÉP		164,904	508,254	-4.4	5.0	8.0	0.5	0.0	90.0	"Green house mode"
EQ		174,997	505,659	-5.5	5.0	8.0	0.5	0.0	90.0	"Green house mode"
eQ		175,107	505,540	-5.0	5.0	8.0	0.5	0.0	90.0	"Green house mode"
ÉQ		169,627	508,114	-5.3	5.0	8.0	0.5	0.0	90.0	"Green house mode"
ÉQ		171,226	509,354	-2.4	5.0	8.0	0.5	0.0	90.0	"Green house mode"
ÉQ		166,472	510,054	-3.4	5.0	8.0	0.5	0.0	90.0	"Green house mode"
ÉQ		166,987	507,970	-4.0	5.0	8.0	0.5	0.0	90.0	"Green house mode"
eR		174,992	506,066	-6.0	5.0	8.0	0.5	0.0	90.0	"Green house mode"
ER		174,926	505,626	-5.2	5.0	8.0	0.5	0.0	90.0	"Green house mode"
ÉR		169,569	508,008	-3.4	5.0	8.0	0.5	0.0	90.0	"Green house mode"
ÉR		171,240	509,325	-3.1	5.0	8.0	0.5	0.0	90.0	"Green house mode"
ÉR		166,399	509,999	-3.0	5.0	8.0	0.5	0.0	90.0	"Green house mode"
ÉR		167,112	511,181	-5.3	5.0	8.0	0.5	0.0	90.0	"Green house mode"
eS		174,989	506,061	-6.0	5.0	8.0	0.5	0.0	90.0	"Green house mode"

To be continued on next page...

SHADOW - Main Result

Calculation: Slagschaduw WPBlauw - Vergunningen - Inrichting 1 Klokbekeertocht

...continued from previous page

No.	Name	X (east)	Y (north)	Z	Width	Height	Height a.g.l.	Degrees from south CW [°]	Slope of window [°]	Direction mode
ES		174,996	505,664	-5.5	5.0	8.0	0.5	0.0	90.0	"Green house mode"
ÉS		169,629	508,047	-3.3	5.0	8.0	0.5	0.0	90.0	"Green house mode"
ÉS		171,053	510,643	-3.5	5.0	8.0	0.5	0.0	90.0	"Green house mode"
ÉS		168,506	505,978	-4.7	5.0	8.0	0.5	0.0	90.0	"Green house mode"
ET		174,925	505,631	-5.1	5.0	8.0	0.5	0.0	90.0	"Green house mode"
eT		174,984	506,057	-6.0	5.0	8.0	0.5	0.0	90.0	"Green house mode"
ÉT		169,588	507,444	-4.9	5.0	8.0	0.5	0.0	90.0	"Green house mode"
ÉT		171,308	509,933	-3.3	5.0	8.0	0.5	0.0	90.0	"Green house mode"
ÉT		167,323	508,333	-4.9	5.0	8.0	0.5	0.0	90.0	"Green house mode"
ÉT		167,422	509,177	-4.0	5.0	8.0	0.5	0.0	90.0	"Green house mode"
EU		174,996	505,670	-5.5	5.0	8.0	0.5	0.0	90.0	"Green house mode"
eU		174,986	506,056	-6.0	5.0	8.0	0.5	0.0	90.0	"Green house mode"
ÉU		169,602	507,144	-4.6	5.0	8.0	0.5	0.0	90.0	"Green house mode"
ÉU		171,250	509,918	-3.1	5.0	8.0	0.5	0.0	90.0	"Green house mode"
ÉU		165,598	509,116	-4.1	5.0	8.0	0.5	0.0	90.0	"Green house mode"
ÉU		166,400	507,281	-4.5	5.0	8.0	0.5	0.0	90.0	"Green house mode"
EV		174,925	505,636	-5.1	5.0	8.0	0.5	0.0	90.0	"Green house mode"
eV		174,979	506,047	-6.0	5.0	8.0	0.5	0.0	90.0	"Green house mode"
ÉV		169,660	507,146	-4.3	5.0	8.0	0.5	0.0	90.0	"Green house mode"
ÉV		171,393	509,624	-3.7	5.0	8.0	0.5	0.0	90.0	"Green house mode"
ÉV		165,756	509,122	-5.0	5.0	8.0	0.5	0.0	90.0	"Green house mode"
ÉV		165,559	509,078	-4.1	5.0	8.0	0.5	0.0	90.0	"Green house mode"
eW		174,982	506,051	-6.0	5.0	8.0	0.5	0.0	90.0	"Green house mode"
EW		174,925	505,642	-5.0	5.0	8.0	0.5	0.0	90.0	"Green house mode"
ÉW		169,622	506,591	-4.7	5.0	8.0	0.5	0.0	90.0	"Green house mode"
ÉW		171,342	509,582	-5.7	5.0	8.0	0.5	0.0	90.0	"Green house mode"
ÉW		167,246	509,633	-3.8	5.0	8.0	0.5	0.0	90.0	"Green house mode"
ÉW		167,499	507,356	-4.1	5.0	8.0	0.5	0.0	90.0	"Green house mode"
EX		175,007	505,693	-5.9	5.0	8.0	0.5	0.0	90.0	"Green house mode"
eX		174,987	506,062	-6.0	5.0	8.0	0.5	0.0	90.0	"Green house mode"
ÉX		169,679	506,619	-5.0	5.0	8.0	0.5	0.0	90.0	"Green house mode"
ÉX		168,946	511,010	-5.0	5.0	8.0	0.5	0.0	90.0	"Green house mode"
ÉX		167,362	508,869	-4.2	5.0	8.0	0.5	0.0	90.0	"Green house mode"
ÉX		165,985	509,533	-3.2	5.0	8.0	0.5	0.0	90.0	"Green house mode"
EY		174,924	505,647	-5.0	5.0	8.0	0.5	0.0	90.0	"Green house mode"
eY		174,979	506,047	-6.0	5.0	8.0	0.5	0.0	90.0	"Green house mode"
ÉY		171,399	512,058	-3.0	5.0	8.0	0.5	0.0	90.0	"Green house mode"
ÉY		168,893	510,904	-5.0	5.0	8.0	0.5	0.0	90.0	"Green house mode"
ÉY		165,372	508,235	-3.5	5.0	8.0	0.5	0.0	90.0	"Green house mode"
ÉY		164,981	508,432	-4.3	5.0	8.0	0.5	0.0	90.0	"Green house mode"
EZ		175,002	505,695	-5.9	5.0	8.0	0.5	0.0	90.0	"Green house mode"
eZ		174,976	506,042	-6.0	5.0	8.0	0.5	0.0	90.0	"Green house mode"
ÉZ		170,885	511,847	-3.0	5.0	8.0	0.5	0.0	90.0	"Green house mode"
ÉZ		169,096	510,442	-4.0	5.0	8.0	0.5	0.0	90.0	"Green house mode"
ÉZ		167,140	511,157	-5.0	5.0	8.0	0.5	0.0	90.0	"Green house mode"
ÉZ		166,681	507,657	-2.1	5.0	8.0	0.5	0.0	90.0	"Green house mode"
-F		172,011	509,278	-2.0	5.0	8.0	0.5	0.0	90.0	"Green house mode"
F		175,068	506,109	-6.4	5.0	8.0	0.5	0.0	90.0	"Green house mode"
•F		172,321	508,656	-4.0	5.0	8.0	0.5	0.0	90.0	"Green house mode"
FA		174,923	505,652	-5.0	5.0	8.0	0.5	0.0	90.0	"Green house mode"
fA		174,973	506,037	-5.7	5.0	8.0	0.5	0.0	90.0	"Green house mode"
fB		174,970	506,033	-5.6	5.0	8.0	0.5	0.0	90.0	"Green house mode"
FB		174,998	505,698	-5.9	5.0	8.0	0.5	0.0	90.0	"Green house mode"
fC		174,967	506,028	-5.4	5.0	8.0	0.5	0.0	90.0	"Green house mode"
FC		174,923	505,658	-5.0	5.0	8.0	0.5	0.0	90.0	"Green house mode"
FD		174,922	505,666	-5.0	5.0	8.0	0.5	0.0	90.0	"Green house mode"
fD		175,087	505,962	-5.0	5.0	8.0	0.5	0.0	90.0	"Green house mode"
FE		174,988	505,702	-6.0	5.0	8.0	0.5	0.0	90.0	"Green house mode"
fE		175,160	505,926	-5.1	5.0	8.0	0.5	0.0	90.0	"Green house mode"
FF		175,229	505,975	-5.2	5.0	8.0	0.5	0.0	90.0	"Green house mode"
FF		175,359	505,917	-5.0	5.0	8.0	0.5	0.0	90.0	"Green house mode"
FG		175,362	505,923	-5.0	5.0	8.0	0.5	0.0	90.0	"Green house mode"
fG		175,218	505,981	-5.0	5.0	8.0	0.5	0.0	90.0	"Green house mode"
FH		175,364	505,928	-5.1	5.0	8.0	0.5	0.0	90.0	"Green house mode"
fH		175,207	505,987	-5.1	5.0	8.0	0.5	0.0	90.0	"Green house mode"

To be continued on next page...

SHADOW - Main Result

Calculation: Slagschaduw WPBlauw - Vergunningen - Inrichting 1 Klokbekeertocht

...continued from previous page

No.	Name	X (east)	Y (north)	Z	Width	Height	Height a.g.l.	Degrees from south	Slope of window	Direction mode
				[m]	[m]	[m]	[m]	[°]	[°]	
FI		175,367	505,933	-5.1	5.0	8.0	0.5	0.0	90.0	"Green house mode"
fi		175,196	505,993	-5.5	5.0	8.0	0.5	0.0	90.0	"Green house mode"
FJ		175,370	505,939	-5.3	5.0	8.0	0.5	0.0	90.0	"Green house mode"
fj		175,186	505,999	-5.7	5.0	8.0	0.5	0.0	90.0	"Green house mode"
FK		175,175	506,005	-5.9	5.0	8.0	0.5	0.0	90.0	"Green house mode"
fk		175,373	505,944	-5.4	5.0	8.0	0.5	0.0	90.0	"Green house mode"
fL		175,164	506,012	-6.0	5.0	8.0	0.5	0.0	90.0	"Green house mode"
FL		175,375	505,949	-5.5	5.0	8.0	0.5	0.0	90.0	"Green house mode"
FM		175,378	505,954	-5.6	5.0	8.0	0.5	0.0	90.0	"Green house mode"
fM		174,975	505,823	-4.0	5.0	8.0	0.5	0.0	90.0	"Green house mode"
FN		175,381	505,959	-5.6	5.0	8.0	0.5	0.0	90.0	"Green house mode"
fN		174,980	505,820	-4.1	5.0	8.0	0.5	0.0	90.0	"Green house mode"
FO		175,363	505,969	-5.5	5.0	8.0	0.5	0.0	90.0	"Green house mode"
fO		175,040	505,604	-6.0	5.0	8.0	0.5	0.0	90.0	"Green house mode"
FP		175,357	505,971	-5.6	5.0	8.0	0.5	0.0	90.0	"Green house mode"
fP		175,039	505,610	-6.0	5.0	8.0	0.5	0.0	90.0	"Green house mode"
FQ		175,038	505,624	-5.7	5.0	8.0	0.5	0.0	90.0	"Green house mode"
fQ		175,353	505,973	-5.7	5.0	8.0	0.5	0.0	90.0	"Green house mode"
FR		175,348	505,976	-5.8	5.0	8.0	0.5	0.0	90.0	"Green house mode"
fR		175,038	505,630	-5.6	5.0	8.0	0.5	0.0	90.0	"Green house mode"
FS		175,343	505,978	-5.8	5.0	8.0	0.5	0.0	90.0	"Green house mode"
fS		175,036	505,644	-5.5	5.0	8.0	0.5	0.0	90.0	"Green house mode"
FT		175,035	505,650	-5.6	5.0	8.0	0.5	0.0	90.0	"Green house mode"
FT		175,338	505,980	-5.9	5.0	8.0	0.5	0.0	90.0	"Green house mode"
FU		175,333	505,983	-6.0	5.0	8.0	0.5	0.0	90.0	"Green house mode"
fU		175,033	505,664	-5.9	5.0	8.0	0.5	0.0	90.0	"Green house mode"
FV		175,174	505,920	-5.2	5.0	8.0	0.5	0.0	90.0	"Green house mode"
fV		175,033	505,670	-6.0	5.0	8.0	0.5	0.0	90.0	"Green house mode"
FW		175,191	505,913	-5.5	5.0	8.0	0.5	0.0	90.0	"Green house mode"
fW		175,034	505,689	-5.7	5.0	8.0	0.5	0.0	90.0	"Green house mode"
fX		175,033	505,685	-5.8	5.0	8.0	0.5	0.0	90.0	"Green house mode"
FX		175,245	505,892	-6.0	5.0	8.0	0.5	0.0	90.0	"Green house mode"
FY		175,277	505,870	-5.4	5.0	8.0	0.5	0.0	90.0	"Green house mode"
fY		172,048	506,201	-5.1	5.0	8.0	0.5	0.0	90.0	"Green house mode"
FZ		175,325	505,848	-5.0	5.0	8.0	0.5	0.0	90.0	"Green house mode"
fZ		175,112	505,684	-5.2	5.0	8.0	0.5	0.0	90.0	"Green house mode"
-G		172,064	509,278	-2.0	5.0	8.0	0.5	0.0	90.0	"Green house mode"
G		175,064	506,104	-6.7	5.0	8.0	0.5	0.0	90.0	"Green house mode"
•G		172,050	509,194	-1.4	5.0	8.0	0.5	0.0	90.0	"Green house mode"
GA		175,330	505,858	-5.0	5.0	8.0	0.5	0.0	90.0	"Green house mode"
gA		175,119	505,681	-5.1	5.0	8.0	0.5	0.0	90.0	"Green house mode"
gB		175,253	506,021	-6.0	5.0	8.0	0.5	0.0	90.0	"Green house mode"
GB		175,333	505,863	-5.0	5.0	8.0	0.5	0.0	90.0	"Green house mode"
GC		175,337	505,873	-5.0	5.0	8.0	0.5	0.0	90.0	"Green house mode"
gC		175,249	506,023	-6.0	5.0	8.0	0.5	0.0	90.0	"Green house mode"
GD		175,340	505,878	-5.0	5.0	8.0	0.5	0.0	90.0	"Green house mode"
gD		175,243	506,025	-6.0	5.0	8.0	0.5	0.0	90.0	"Green house mode"
GE		175,345	505,889	-5.0	5.0	8.0	0.5	0.0	90.0	"Green house mode"
gE		175,239	506,027	-6.0	5.0	8.0	0.5	0.0	90.0	"Green house mode"
Gezondheidszorg of onderwijs	Gezondheidszorg of onderwijs	172,072	508,981	-3.2	5.0	8.0	0.5	0.0	90.0	"Green house mode"
Gezondheidszorg of onderwijs	Gezondheidszorg of onderwijs	172,096	509,001	-3.8	5.0	8.0	0.5	0.0	90.0	"Green house mode"
Gezondheidszorg of onderwijs	Gezondheidszorg of onderwijs	172,090	508,889	-3.4	5.0	8.0	0.5	0.0	90.0	"Green house mode"
Gezondheidszorg of onderwijs	Gezondheidszorg of onderwijs	172,370	509,110	-3.0	5.0	8.0	0.5	0.0	90.0	"Green house mode"
Gezondheidszorg of onderwijs	Gezondheidszorg of onderwijs	172,278	509,414	-3.0	5.0	8.0	0.5	0.0	90.0	"Green house mode"
Gezondheidszorg of onderwijs	Gezondheidszorg of onderwijs	171,927	509,194	-3.4	5.0	8.0	0.5	0.0	90.0	"Green house mode"
GF		175,555	505,738	-4.0	5.0	8.0	0.5	0.0	90.0	"Green house mode"
gF		175,234	506,030	-6.0	5.0	8.0	0.5	0.0	90.0	"Green house mode"
GG		175,580	505,722	-3.5	5.0	8.0	0.5	0.0	90.0	"Green house mode"
gG		175,228	506,032	-6.0	5.0	8.0	0.5	0.0	90.0	"Green house mode"
GH		175,559	505,744	-4.2	5.0	8.0	0.5	0.0	90.0	"Green house mode"
gH		175,224	506,034	-6.0	5.0	8.0	0.5	0.0	90.0	"Green house mode"
GI		175,583	505,730	-3.9	5.0	8.0	0.5	0.0	90.0	"Green house mode"
gI		175,216	506,038	-6.0	5.0	8.0	0.5	0.0	90.0	"Green house mode"
gJ		175,211	506,040	-6.0	5.0	8.0	0.5	0.0	90.0	"Green house mode"
GJ		175,565	505,757	-4.7	5.0	8.0	0.5	0.0	90.0	"Green house mode"

To be continued on next page...

SHADOW - Main Result

Calculation: Slagschaduw WPBlauw - Vergunningen - Inrichting 1 Klokbekeertocht

...continued from previous page

No.	Name	X (east)	Y (north)	Z	Width	Height	Height a.g.l.	Degrees from south	Slope of window	Direction mode
		[m]	[m]	[m]	[m]	[m]	[m]	[°]	[°]	
gK		175,206	506,043	-6.0	5.0	8.0	0.5	0.0	90.0	"Green house mode"
GK		175,589	505,742	-4.4	5.0	8.0	0.5	0.0	90.0	"Green house mode"
GL		175,568	505,763	-4.9	5.0	8.0	0.5	0.0	90.0	"Green house mode"
gL		175,201	506,045	-6.0	5.0	8.0	0.5	0.0	90.0	"Green house mode"
gM		175,196	506,047	-6.2	5.0	8.0	0.5	0.0	90.0	"Green house mode"
GM		175,593	505,748	-4.6	5.0	8.0	0.5	0.0	90.0	"Green house mode"
gN		175,191	506,050	-6.3	5.0	8.0	0.5	0.0	90.0	"Green house mode"
GN		175,598	505,759	-4.9	5.0	8.0	0.5	0.0	90.0	"Green house mode"
GO		175,578	505,780	-5.4	5.0	8.0	0.5	0.0	90.0	"Green house mode"
gO		175,187	506,052	-6.4	5.0	8.0	0.5	0.0	90.0	"Green house mode"
gP		175,171	506,060	-6.8	5.0	8.0	0.5	0.0	90.0	"Green house mode"
GP		175,601	505,766	-5.0	5.0	8.0	0.5	0.0	90.0	"Green house mode"
GQ		175,583	505,793	-5.8	5.0	8.0	0.5	0.0	90.0	"Green house mode"
gQ		175,166	506,061	-7.0	5.0	8.0	0.5	0.0	90.0	"Green house mode"
GR		175,608	505,778	-5.3	5.0	8.0	0.5	0.0	90.0	"Green house mode"
gR		175,161	506,063	-7.0	5.0	8.0	0.5	0.0	90.0	"Green house mode"
gS		175,156	506,065	-7.0	5.0	8.0	0.5	0.0	90.0	"Green house mode"
GS		175,587	505,798	-6.0	5.0	8.0	0.5	0.0	90.0	"Green house mode"
GT		175,611	505,785	-5.6	5.0	8.0	0.5	0.0	90.0	"Green house mode"
gT		175,151	506,068	-7.0	5.0	8.0	0.5	0.0	90.0	"Green house mode"
gU		175,147	506,070	-7.0	5.0	8.0	0.5	0.0	90.0	"Green house mode"
GU		175,592	505,811	-6.0	5.0	8.0	0.5	0.0	90.0	"Green house mode"
GV		175,617	505,797	-5.9	5.0	8.0	0.5	0.0	90.0	"Green house mode"
gV		175,142	506,072	-7.0	5.0	8.0	0.5	0.0	90.0	"Green house mode"
GW		175,596	505,816	-6.0	5.0	8.0	0.5	0.0	90.0	"Green house mode"
gW		175,137	506,074	-7.0	5.0	8.0	0.5	0.0	90.0	"Green house mode"
GX		175,622	505,803	-6.0	5.0	8.0	0.5	0.0	90.0	"Green house mode"
gX		175,130	506,078	-6.9	5.0	8.0	0.5	0.0	90.0	"Green house mode"
gY		175,124	506,080	-6.8	5.0	8.0	0.5	0.0	90.0	"Green house mode"
GY		174,921	505,672	-5.0	5.0	8.0	0.5	0.0	90.0	"Green house mode"
GZ		174,983	505,705	-6.0	5.0	8.0	0.5	0.0	90.0	"Green house mode"
gZ		175,120	506,082	-6.6	5.0	8.0	0.5	0.0	90.0	"Green house mode"
-H		172,016	509,274	-2.0	5.0	8.0	0.5	0.0	90.0	"Green house mode"
H		175,061	506,100	-6.7	5.0	8.0	0.5	0.0	90.0	"Green house mode"
•H		172,057	509,190	-1.3	5.0	8.0	0.5	0.0	90.0	"Green house mode"
HA		174,921	505,677	-5.1	5.0	8.0	0.5	0.0	90.0	"Green house mode"
hA		175,114	506,085	-6.4	5.0	8.0	0.5	0.0	90.0	"Green house mode"
HB		174,979	505,707	-6.0	5.0	8.0	0.5	0.0	90.0	"Green house mode"
hB		175,109	506,086	-6.3	5.0	8.0	0.5	0.0	90.0	"Green house mode"
hC		175,105	506,089	-6.2	5.0	8.0	0.5	0.0	90.0	"Green house mode"
HC		174,920	505,683	-5.2	5.0	8.0	0.5	0.0	90.0	"Green house mode"
HD		174,970	505,712	-5.9	5.0	8.0	0.5	0.0	90.0	"Green house mode"
hD		175,100	506,091	-6.1	5.0	8.0	0.5	0.0	90.0	"Green house mode"
HE		174,920	505,688	-5.3	5.0	8.0	0.5	0.0	90.0	"Green house mode"
hE		175,095	506,093	-6.1	5.0	8.0	0.5	0.0	90.0	"Green house mode"
HF		174,965	505,714	-5.8	5.0	8.0	0.5	0.0	90.0	"Green house mode"
hF		175,072	505,970	-5.3	5.0	8.0	0.5	0.0	90.0	"Green house mode"
hG		175,114	505,834	-5.0	5.0	8.0	0.5	0.0	90.0	"Green house mode"
HG		174,919	505,694	-5.4	5.0	8.0	0.5	0.0	90.0	"Green house mode"
hH		175,062	505,913	-5.0	5.0	8.0	0.5	0.0	90.0	"Green house mode"
HH		174,960	505,716	-5.7	5.0	8.0	0.5	0.0	90.0	"Green house mode"
HI		174,919	505,698	-5.5	5.0	8.0	0.5	0.0	90.0	"Green house mode"
hI		175,007	505,889	-5.0	5.0	8.0	0.5	0.0	90.0	"Green house mode"
HJ		174,956	505,719	-5.7	5.0	8.0	0.5	0.0	90.0	"Green house mode"
hJ		175,110	506,005	-5.7	5.0	8.0	0.5	0.0	90.0	"Green house mode"
hK		175,104	506,008	-5.8	5.0	8.0	0.5	0.0	90.0	"Green house mode"
HK		174,918	505,704	-5.6	5.0	8.0	0.5	0.0	90.0	"Green house mode"
HL		174,951	505,722	-5.7	5.0	8.0	0.5	0.0	90.0	"Green house mode"
hL		175,085	506,014	-6.0	5.0	8.0	0.5	0.0	90.0	"Green house mode"
hM		175,091	506,011	-5.9	5.0	8.0	0.5	0.0	90.0	"Green house mode"
HM		174,917	505,713	-5.7	5.0	8.0	0.5	0.0	90.0	"Green house mode"
HN		174,947	505,724	-5.7	5.0	8.0	0.5	0.0	90.0	"Green house mode"
hN		175,007	505,534	-5.4	5.0	8.0	0.5	0.0	90.0	"Green house mode"
hO		174,995	505,533	-5.2	5.0	8.0	0.5	0.0	90.0	"Green house mode"
HO		174,917	505,719	-5.8	5.0	8.0	0.5	0.0	90.0	"Green house mode"

To be continued on next page...

SHADOW - Main Result

Calculation: Slagschaduw WPBlauw - Vergunningen - Inrichting 1 Klokbekeertocht

...continued from previous page

No.	Name	X (east)	Y (north)	Z	Width	Height	Height a.g.l.	Degrees from south	Slope of window	Direction mode
		[m]	[m]	[m]	[m]	[m]	[m]	[°]	[°]	
	hP	174,983	505,531	-5.1	5.0	8.0	0.5	0.0	90.0	"Green house mode"
	HP	174,916	505,724	-5.9	5.0	8.0	0.5	0.0	90.0	"Green house mode"
	HQ	174,915	505,730	-6.0	5.0	8.0	0.5	0.0	90.0	"Green house mode"
	hQ	174,971	505,530	-5.1	5.0	8.0	0.5	0.0	90.0	"Green house mode"
	HR	174,915	505,735	-6.0	5.0	8.0	0.5	0.0	90.0	"Green house mode"
	hR	174,929	505,527	-5.3	5.0	8.0	0.5	0.0	90.0	"Green house mode"
	hS	174,917	505,525	-5.2	5.0	8.0	0.5	0.0	90.0	"Green house mode"
	HS	174,914	505,740	-6.0	5.0	8.0	0.5	0.0	90.0	"Green house mode"
	hT	174,904	505,524	-5.2	5.0	8.0	0.5	0.0	90.0	"Green house mode"
	HT	174,913	505,745	-6.0	5.0	8.0	0.5	0.0	90.0	"Green house mode"
	hU	174,892	505,523	-5.5	5.0	8.0	0.5	0.0	90.0	"Green house mode"
	HU	174,913	505,751	-6.0	5.0	8.0	0.5	0.0	90.0	"Green house mode"
	HV	175,506	505,675	-6.0	5.0	8.0	0.5	0.0	90.0	"Green house mode"
	hV	175,068	505,605	-5.6	5.0	8.0	0.5	0.0	90.0	"Green house mode"
	HW	175,532	505,664	-5.3	5.0	8.0	0.5	0.0	90.0	"Green house mode"
	hW	175,067	505,614	-5.6	5.0	8.0	0.5	0.0	90.0	"Green house mode"
	hX	175,065	505,627	-5.3	5.0	8.0	0.5	0.0	90.0	"Green house mode"
	HX	175,499	505,659	-5.9	5.0	8.0	0.5	0.0	90.0	"Green house mode"
	HY	175,494	505,646	-5.7	5.0	8.0	0.5	0.0	90.0	"Green house mode"
	hY	175,065	505,636	-5.1	5.0	8.0	0.5	0.0	90.0	"Green house mode"
	HZ	175,492	505,642	-5.7	5.0	8.0	0.5	0.0	90.0	"Green house mode"
	hZ	175,064	505,648	-5.1	5.0	8.0	0.5	0.0	90.0	"Green house mode"
	I	175,058	506,094	-6.8	5.0	8.0	0.5	0.0	90.0	"Green house mode"
	-I	172,071	509,273	-2.0	5.0	8.0	0.5	0.0	90.0	"Green house mode"
	•I	172,354	508,591	-4.7	5.0	8.0	0.5	0.0	90.0	"Green house mode"
	iA	175,063	505,656	-5.3	5.0	8.0	0.5	0.0	90.0	"Green house mode"
	IA	175,489	505,637	-5.7	5.0	8.0	0.5	0.0	90.0	"Green house mode"
	ÌA	167,383	510,785	-4.6	5.0	8.0	0.5	0.0	90.0	"Green house mode"
	IB	175,487	505,632	-5.7	5.0	8.0	0.5	0.0	90.0	"Green house mode"
	iB	175,061	505,668	-5.7	5.0	8.0	0.5	0.0	90.0	"Green house mode"
	ÌB	167,903	505,869	-3.5	5.0	8.0	0.5	0.0	90.0	"Green house mode"
	iC	175,059	505,674	-5.8	5.0	8.0	0.5	0.0	90.0	"Green house mode"
	IC	175,484	505,627	-5.7	5.0	8.0	0.5	0.0	90.0	"Green house mode"
	ÌC	166,411	509,990	-3.0	5.0	8.0	0.5	0.0	90.0	"Green house mode"
	iD	175,064	505,673	-5.7	5.0	8.0	0.5	0.0	90.0	"Green house mode"
	ID	175,482	505,622	-5.8	5.0	8.0	0.5	0.0	90.0	"Green house mode"
	ÌD	167,299	508,207	-3.5	5.0	8.0	0.5	0.0	90.0	"Green house mode"
	iE	174,923	505,778	-5.8	5.0	8.0	0.5	0.0	90.0	"Green house mode"
	IE	175,480	505,617	-5.9	5.0	8.0	0.5	0.0	90.0	"Green house mode"
	ÌE	168,442	505,864	-4.7	5.0	8.0	0.5	0.0	90.0	"Green house mode"
	IF	175,448	505,630	-5.2	5.0	8.0	0.5	0.0	90.0	"Green house mode"
	iF	174,929	505,775	-5.8	5.0	8.0	0.5	0.0	90.0	"Green house mode"
	ÌF	166,676	507,652	-2.2	5.0	8.0	0.5	0.0	90.0	"Green house mode"
	IG	176,415	506,305	-4.8	5.0	8.0	0.5	0.0	90.0	"Green house mode"
	iG	174,839	505,783	-6.2	5.0	8.0	0.5	0.0	90.0	"Green house mode"
	ÌG	167,422	510,804	-4.8	5.0	8.0	0.5	0.0	90.0	"Green house mode"
	iH	175,320	505,896	-5.0	5.0	8.0	0.5	0.0	90.0	"Green house mode"
	IH	176,405	506,286	-4.9	5.0	8.0	0.5	0.0	90.0	"Green house mode"
	il	174,865	505,551	-7.0	5.0	8.0	0.5	0.0	90.0	"Green house mode"
	II	176,392	506,269	-4.6	5.0	8.0	0.5	0.0	90.0	"Green house mode"
	ij	174,864	505,564	-7.0	5.0	8.0	0.5	0.0	90.0	"Green house mode"
	IJ	176,378	506,251	-4.6	5.0	8.0	0.5	0.0	90.0	"Green house mode"
	iK	174,863	505,577	-7.0	5.0	8.0	0.5	0.0	90.0	"Green house mode"
	IK	176,367	506,233	-5.0	5.0	8.0	0.5	0.0	90.0	"Green house mode"
	iL	174,862	505,589	-7.0	5.0	8.0	0.5	0.0	90.0	"Green house mode"
	IL	176,389	506,191	-5.0	5.0	8.0	0.5	0.0	90.0	"Green house mode"
	iM	174,861	505,602	-6.9	5.0	8.0	0.5	0.0	90.0	"Green house mode"
	IM	176,328	506,175	-5.0	5.0	8.0	0.5	0.0	90.0	"Green house mode"
	iN	174,903	505,785	-6.0	5.0	8.0	0.5	0.0	90.0	"Green house mode"
	IN	176,347	506,139	-5.0	5.0	8.0	0.5	0.0	90.0	"Green house mode"
	IO	176,302	506,140	-5.0	5.0	8.0	0.5	0.0	90.0	"Green house mode"
	iO	174,911	505,781	-5.9	5.0	8.0	0.5	0.0	90.0	"Green house mode"
	IP	176,290	506,124	-4.9	5.0	8.0	0.5	0.0	90.0	"Green house mode"
	iP	175,040	505,871	-5.2	5.0	8.0	0.5	0.0	90.0	"Green house mode"
	iQ	174,893	505,790	-6.2	5.0	8.0	0.5	0.0	90.0	"Green house mode"

To be continued on next page...

SHADOW - Main Result

Calculation: Slagschaduw WPBlauw - Vergunningen - Inrichting 1 Klokbekeertocht

...continued from previous page

No.	Name	X (east)	Y (north)	Z	Width	Height	Height a.g.l.	Degrees from south CW [°]	Slope of window [°]	Direction mode
iQ		176,277	506,106	-4.6	5.0	8.0	0.5	0.0	90.0	"Green house mode"
iR		174,885	505,794	-6.4	5.0	8.0	0.5	0.0	90.0	"Green house mode"
iR		176,269	506,086	-4.9	5.0	8.0	0.5	0.0	90.0	"Green house mode"
iS		172,921	508,331	-3.7	5.0	8.0	0.5	0.0	90.0	"Green house mode"
IS		176,252	506,067	-4.9	5.0	8.0	0.5	0.0	90.0	"Green house mode"
IT		176,243	506,050	-5.0	5.0	8.0	0.5	0.0	90.0	"Green house mode"
iT		174,832	505,831	-6.0	5.0	8.0	0.5	0.0	90.0	"Green house mode"
IU		176,212	506,012	-3.8	5.0	8.0	0.5	0.0	90.0	"Green house mode"
iU		174,840	505,831	-5.9	5.0	8.0	0.5	0.0	90.0	"Green house mode"
IV		176,190	505,974	-3.5	5.0	8.0	0.5	0.0	90.0	"Green house mode"
iV		174,843	505,759	-5.9	5.0	8.0	0.5	0.0	90.0	"Green house mode"
iW		174,863	505,654	-6.0	5.0	8.0	0.5	0.0	90.0	"Green house mode"
IW		172,802	509,532	-3.3	5.0	8.0	0.5	0.0	90.0	"Green house mode"
iX		172,031	509,459	-3.0	5.0	8.0	0.5	0.0	90.0	"Green house mode"
IX		172,823	509,571	-3.0	5.0	8.0	0.5	0.0	90.0	"Green house mode"
IY		173,041	509,581	-3.0	5.0	8.0	0.5	0.0	90.0	"Green house mode"
iY		172,585	507,996	2.6	5.0	8.0	0.5	0.0	90.0	"Green house mode"
iZ		172,467	507,861	-1.7	5.0	8.0	0.5	0.0	90.0	"Green house mode"
IZ		172,959	509,539	-3.4	5.0	8.0	0.5	0.0	90.0	"Green house mode"
-J		172,077	509,269	-2.0	5.0	8.0	0.5	0.0	90.0	"Green house mode"
J		175,056	506,089	-6.9	5.0	8.0	0.5	0.0	90.0	"Green house mode"
•J		172,062	509,187	-1.1	5.0	8.0	0.5	0.0	90.0	"Green house mode"
JA		172,969	509,610	-2.3	5.0	8.0	0.5	0.0	90.0	"Green house mode"
JA		172,411	507,895	-2.1	5.0	8.0	0.5	0.0	90.0	"Green house mode"
JB		172,943	509,576	-3.5	5.0	8.0	0.5	0.0	90.0	"Green house mode"
JB		172,383	507,916	-1.9	5.0	8.0	0.5	0.0	90.0	"Green house mode"
jC		172,451	507,868	-2.6	5.0	8.0	0.5	0.0	90.0	"Green house mode"
JC		172,922	509,540	-4.9	5.0	8.0	0.5	0.0	90.0	"Green house mode"
JD		172,666	509,464	-1.0	5.0	8.0	0.5	0.0	90.0	"Green house mode"
JD		172,489	507,871	-0.3	5.0	8.0	0.5	0.0	90.0	"Green house mode"
jE		172,492	507,876	0.0	5.0	8.0	0.5	0.0	90.0	"Green house mode"
JE		173,271	509,019	-4.5	5.0	8.0	0.5	0.0	90.0	"Green house mode"
JF		173,287	509,037	-4.4	5.0	8.0	0.5	0.0	90.0	"Green house mode"
jF		172,498	507,885	0.7	5.0	8.0	0.5	0.0	90.0	"Green house mode"
JG		173,300	509,057	-4.2	5.0	8.0	0.5	0.0	90.0	"Green house mode"
JG		172,502	507,889	1.0	5.0	8.0	0.5	0.0	90.0	"Green house mode"
JH		173,314	509,077	-4.1	5.0	8.0	0.5	0.0	90.0	"Green house mode"
JH		172,508	507,898	1.1	5.0	8.0	0.5	0.0	90.0	"Green house mode"
JI		172,512	507,903	1.1	5.0	8.0	0.5	0.0	90.0	"Green house mode"
JI		173,327	509,098	-4.6	5.0	8.0	0.5	0.0	90.0	"Green house mode"
JJ		172,517	507,912	1.1	5.0	8.0	0.5	0.0	90.0	"Green house mode"
JJ		173,338	509,117	-4.9	5.0	8.0	0.5	0.0	90.0	"Green house mode"
JK		172,521	507,918	1.0	5.0	8.0	0.5	0.0	90.0	"Green house mode"
JK		173,347	509,139	-5.3	5.0	8.0	0.5	0.0	90.0	"Green house mode"
JL		172,527	507,926	0.9	5.0	8.0	0.5	0.0	90.0	"Green house mode"
JL		173,364	509,157	-5.4	5.0	8.0	0.5	0.0	90.0	"Green house mode"
JM		173,373	509,179	-4.6	5.0	8.0	0.5	0.0	90.0	"Green house mode"
JM		172,530	507,931	0.8	5.0	8.0	0.5	0.0	90.0	"Green house mode"
JN		172,367	507,953	-3.3	5.0	8.0	0.5	0.0	90.0	"Green house mode"
JN		173,383	509,196	-4.2	5.0	8.0	0.5	0.0	90.0	"Green house mode"
JO		173,405	509,223	-4.3	5.0	8.0	0.5	0.0	90.0	"Green house mode"
JO		172,390	507,988	-4.6	5.0	8.0	0.5	0.0	90.0	"Green house mode"
JP		172,378	507,971	-4.2	5.0	8.0	0.5	0.0	90.0	"Green house mode"
JP		173,409	509,240	-3.6	5.0	8.0	0.5	0.0	90.0	"Green house mode"
JQ		172,709	509,642	-3.0	5.0	8.0	0.5	0.0	90.0	"Green house mode"
JQ		172,408	508,015	-5.0	5.0	8.0	0.5	0.0	90.0	"Green house mode"
JR		172,720	509,665	-3.2	5.0	8.0	0.5	0.0	90.0	"Green house mode"
jR		172,402	508,006	-4.8	5.0	8.0	0.5	0.0	90.0	"Green house mode"
JS		172,372	507,962	-3.8	5.0	8.0	0.5	0.0	90.0	"Green house mode"
JS		172,678	509,688	-3.2	5.0	8.0	0.5	0.0	90.0	"Green house mode"
JT		172,754	509,660	-3.3	5.0	8.0	0.5	0.0	90.0	"Green house mode"
jT		172,384	507,980	-4.6	5.0	8.0	0.5	0.0	90.0	"Green house mode"
JU		172,786	509,575	-3.4	5.0	8.0	0.5	0.0	90.0	"Green house mode"
JU		172,396	507,997	-4.7	5.0	8.0	0.5	0.0	90.0	"Green house mode"
jV		172,423	507,935	-2.7	5.0	8.0	0.5	0.0	90.0	"Green house mode"

To be continued on next page...

SHADOW - Main Result

Calculation: Slagschaduw WPBlauw - Vergunningen - Inrichting 1 Klokbekeertocht

...continued from previous page

No.	Name	X (east)	Y (north)	Z	Width	Height	Height a.g.l.	Degrees from south CW [°]	Slope of window [°]	Direction mode
	JV	172,757	509,527	-4.0	5.0	8.0	0.5	0.0	90.0	"Green house mode"
	JW	172,743	509,515	-4.0	5.0	8.0	0.5	0.0	90.0	"Green house mode"
	jW	172,427	507,932	-2.7	5.0	8.0	0.5	0.0	90.0	"Green house mode"
	JX	174,233	506,230	-4.8	5.0	8.0	0.5	0.0	90.0	"Green house mode"
	JY	172,432	507,929	-2.8	5.0	8.0	0.5	0.0	90.0	"Green house mode"
	JY	176,838	510,966	-5.0	5.0	8.0	0.5	0.0	90.0	"Green house mode"
	JY	172,437	507,927	-2.9	5.0	8.0	0.5	0.0	90.0	"Green house mode"
	JZ	176,669	510,818	-5.4	5.0	8.0	0.5	0.0	90.0	"Green house mode"
	JZ	172,441	507,923	-2.9	5.0	8.0	0.5	0.0	90.0	"Green house mode"
	K	175,054	506,085	-6.9	5.0	8.0	0.5	0.0	90.0	"Green house mode"
	-K	172,029	509,265	-2.0	5.0	8.0	0.5	0.0	90.0	"Green house mode"
	*K	172,358	508,588	-4.8	5.0	8.0	0.5	0.0	90.0	"Green house mode"
	kA	172,445	507,920	-3.0	5.0	8.0	0.5	0.0	90.0	"Green house mode"
	KA	176,678	510,712	-3.9	5.0	8.0	0.5	0.0	90.0	"Green house mode"
	KB	176,647	510,774	-4.1	5.0	8.0	0.5	0.0	90.0	"Green house mode"
	kB	172,449	507,917	-2.7	5.0	8.0	0.5	0.0	90.0	"Green house mode"
	KC	176,425	510,280	-5.1	5.0	8.0	0.5	0.0	90.0	"Green house mode"
	kC	172,454	507,914	-2.4	5.0	8.0	0.5	0.0	90.0	"Green house mode"
	KD	172,478	507,949	-2.9	5.0	8.0	0.5	0.0	90.0	"Green house mode"
	KD	176,375	510,194	-4.1	5.0	8.0	0.5	0.0	90.0	"Green house mode"
	KE	172,473	507,952	-3.1	5.0	8.0	0.5	0.0	90.0	"Green house mode"
	KE	176,341	510,256	-4.1	5.0	8.0	0.5	0.0	90.0	"Green house mode"
	KF	176,219	509,938	-3.2	5.0	8.0	0.5	0.0	90.0	"Green house mode"
	kF	172,469	507,955	-3.2	5.0	8.0	0.5	0.0	90.0	"Green house mode"
	KG	175,982	509,531	-2.8	5.0	8.0	0.5	0.0	90.0	"Green house mode"
	kG	172,464	507,958	-3.3	5.0	8.0	0.5	0.0	90.0	"Green house mode"
	KH	176,187	509,998	-3.5	5.0	8.0	0.5	0.0	90.0	"Green house mode"
	kH	172,460	507,961	-3.4	5.0	8.0	0.5	0.0	90.0	"Green house mode"
	KI	172,455	507,964	-3.5	5.0	8.0	0.5	0.0	90.0	"Green house mode"
	KI	175,907	509,521	-2.4	5.0	8.0	0.5	0.0	90.0	"Green house mode"
	KJ	175,487	508,734	-5.8	5.0	8.0	0.5	0.0	90.0	"Green house mode"
	kJ	172,451	507,967	-3.6	5.0	8.0	0.5	0.0	90.0	"Green house mode"
	KK	175,656	509,113	-3.9	5.0	8.0	0.5	0.0	90.0	"Green house mode"
	kK	172,446	507,970	-3.6	5.0	8.0	0.5	0.0	90.0	"Green house mode"
	KL	175,317	508,465	-4.3	5.0	8.0	0.5	0.0	90.0	"Green house mode"
	kL	172,572	508,050	1.9	5.0	8.0	0.5	0.0	90.0	"Green house mode"
	KM	172,433	507,983	-4.1	5.0	8.0	0.5	0.0	90.0	"Green house mode"
	KM	175,429	508,748	-4.3	5.0	8.0	0.5	0.0	90.0	"Green house mode"
	KN	175,269	508,496	-3.4	5.0	8.0	0.5	0.0	90.0	"Green house mode"
	kN	172,430	507,978	-3.9	5.0	8.0	0.5	0.0	90.0	"Green house mode"
	KO	175,232	508,437	-3.6	5.0	8.0	0.5	0.0	90.0	"Green house mode"
	kO	172,427	507,974	-3.8	5.0	8.0	0.5	0.0	90.0	"Green house mode"
	kP	172,424	507,969	-3.6	5.0	8.0	0.5	0.0	90.0	"Green house mode"
	KP	174,947	507,986	-5.0	5.0	8.0	0.5	0.0	90.0	"Green house mode"
	KQ	174,732	507,546	-4.0	5.0	8.0	0.5	0.0	90.0	"Green house mode"
	kQ	172,421	507,965	-3.5	5.0	8.0	0.5	0.0	90.0	"Green house mode"
	KR	174,667	507,453	-4.7	5.0	8.0	0.5	0.0	90.0	"Green house mode"
	kR	172,418	507,960	-3.3	5.0	8.0	0.5	0.0	90.0	"Green house mode"
	kS	172,415	507,956	-3.2	5.0	8.0	0.5	0.0	90.0	"Green house mode"
	KS	173,937	507,072	-4.0	5.0	8.0	0.5	0.0	90.0	"Green house mode"
	KT	172,412	507,951	-3.0	5.0	8.0	0.5	0.0	90.0	"Green house mode"
	KT	173,625	506,285	-4.0	5.0	8.0	0.5	0.0	90.0	"Green house mode"
	KU	173,327	506,254	-3.3	5.0	8.0	0.5	0.0	90.0	"Green house mode"
	KU	172,409	507,946	-2.9	5.0	8.0	0.5	0.0	90.0	"Green house mode"
	KV	173,024	506,285	-5.2	5.0	8.0	0.5	0.0	90.0	"Green house mode"
	kV	172,406	507,942	-2.7	5.0	8.0	0.5	0.0	90.0	"Green house mode"
	kW	172,468	507,901	-1.4	5.0	8.0	0.5	0.0	90.0	"Green house mode"
	KW	173,264	506,249	-4.9	5.0	8.0	0.5	0.0	90.0	"Green house mode"
	KX	172,471	507,905	-1.3	5.0	8.0	0.5	0.0	90.0	"Green house mode"
	KX	172,431	506,166	-5.0	5.0	8.0	0.5	0.0	90.0	"Green house mode"
	KY	172,138	506,193	-3.1	5.0	8.0	0.5	0.0	90.0	"Green house mode"
	kY	172,474	507,910	-1.2	5.0	8.0	0.5	0.0	90.0	"Green house mode"
	kZ	172,477	507,914	-1.1	5.0	8.0	0.5	0.0	90.0	"Green house mode"
	KZ	172,133	506,133	-4.9	5.0	8.0	0.5	0.0	90.0	"Green house mode"
	-L	172,084	509,264	-2.0	5.0	8.0	0.5	0.0	90.0	"Green house mode"

To be continued on next page...

SHADOW - Main Result

Calculation: Slagschaduw WPBlauw - Vergunningen - Inrichting 1 Klokbekeertocht

...continued from previous page

No.	Name	X (east)	Y (north)	Z	Width	Height	Height a.g.l.	Degrees from south	Slope of window	Direction mode
				[m]	[m]	[m]	[m]	°	°	
L		175,051	506,080	-7.0	5.0	8.0	0.5	0.0	90.0	"Green house mode"
•L		172,368	508,583	-5.0	5.0	8.0	0.5	0.0	90.0	"Green house mode"
LA		172,081	506,188	-3.8	5.0	8.0	0.5	0.0	90.0	"Green house mode"
IA		172,480	507,918	-1.1	5.0	8.0	0.5	0.0	90.0	"Green house mode"
LB		172,072	506,128	-5.9	5.0	8.0	0.5	0.0	90.0	"Green house mode"
IB		172,483	507,922	-1.1	5.0	8.0	0.5	0.0	90.0	"Green house mode"
IC		172,487	507,927	-1.2	5.0	8.0	0.5	0.0	90.0	"Green house mode"
LC		171,772	506,099	-3.0	5.0	8.0	0.5	0.0	90.0	"Green house mode"
LD		177,762	508,784	-3.5	5.0	8.0	0.5	0.0	90.0	"Green house mode"
ID		172,490	507,931	-1.2	5.0	8.0	0.5	0.0	90.0	"Green house mode"
IE		172,492	507,936	-1.4	5.0	8.0	0.5	0.0	90.0	"Green house mode"
LE		177,445	508,116	-3.8	5.0	8.0	0.5	0.0	90.0	"Green house mode"
LF		177,616	508,536	-2.9	5.0	8.0	0.5	0.0	90.0	"Green house mode"
IF		172,495	507,941	-1.5	5.0	8.0	0.5	0.0	90.0	"Green house mode"
IG		172,049	508,130	-2.8	5.0	8.0	0.5	0.0	90.0	"Green house mode"
LG		177,225	507,728	-4.2	5.0	8.0	0.5	0.0	90.0	"Green house mode"
IH		172,367	507,926	-2.3	5.0	8.0	0.5	0.0	90.0	"Green house mode"
LH		177,183	507,662	-3.2	5.0	8.0	0.5	0.0	90.0	"Green house mode"
LI		176,908	507,172	-4.8	5.0	8.0	0.5	0.0	90.0	"Green house mode"
II		172,123	508,849	-3.5	5.0	8.0	0.5	0.0	90.0	"Green house mode"
LJ		177,359	508,089	-3.7	5.0	8.0	0.5	0.0	90.0	"Green house mode"
IJ		172,118	508,845	-3.6	5.0	8.0	0.5	0.0	90.0	"Green house mode"
IK		172,112	508,842	-3.7	5.0	8.0	0.5	0.0	90.0	"Green house mode"
LK		176,773	506,935	-3.5	5.0	8.0	0.5	0.0	90.0	"Green house mode"
IL		172,107	508,839	-3.7	5.0	8.0	0.5	0.0	90.0	"Green house mode"
LL		177,289	507,972	-3.0	5.0	8.0	0.5	0.0	90.0	"Green house mode"
LM		176,713	506,836	-4.4	5.0	8.0	0.5	0.0	90.0	"Green house mode"
IM		172,102	508,834	-3.6	5.0	8.0	0.5	0.0	90.0	"Green house mode"
LN		176,834	507,183	-4.4	5.0	8.0	0.5	0.0	90.0	"Green house mode"
IN		172,051	508,800	-3.5	5.0	8.0	0.5	0.0	90.0	"Green house mode"
LO		176,699	506,928	-3.1	5.0	8.0	0.5	0.0	90.0	"Green house mode"
IO		172,046	508,797	-3.5	5.0	8.0	0.5	0.0	90.0	"Green house mode"
LP		176,377	506,403	-3.9	5.0	8.0	0.5	0.0	90.0	"Green house mode"
IP		172,040	508,793	-3.7	5.0	8.0	0.5	0.0	90.0	"Green house mode"
IQ		172,035	508,790	-3.8	5.0	8.0	0.5	0.0	90.0	"Green house mode"
LQ		176,340	506,351	-3.8	5.0	8.0	0.5	0.0	90.0	"Green house mode"
LR		175,429	505,798	-5.0	5.0	8.0	0.5	0.0	90.0	"Green house mode"
IR		172,029	508,786	-3.9	5.0	8.0	0.5	0.0	90.0	"Green house mode"
IS		171,864	509,295	-3.6	5.0	8.0	0.5	0.0	90.0	"Green house mode"
LS		175,454	505,788	-5.4	5.0	8.0	0.5	0.0	90.0	"Green house mode"
IT		171,851	509,313	-3.5	5.0	8.0	0.5	0.0	90.0	"Green house mode"
LT		175,432	505,803	-5.2	5.0	8.0	0.5	0.0	90.0	"Green house mode"
LU		175,458	505,795	-5.7	5.0	8.0	0.5	0.0	90.0	"Green house mode"
IU		171,859	509,341	-3.0	5.0	8.0	0.5	0.0	90.0	"Green house mode"
IV		171,840	509,340	-3.0	5.0	8.0	0.5	0.0	90.0	"Green house mode"
LV		175,438	505,814	-5.6	5.0	8.0	0.5	0.0	90.0	"Green house mode"
LW		175,464	505,808	-5.9	5.0	8.0	0.5	0.0	90.0	"Green house mode"
IW		171,813	509,336	-3.0	5.0	8.0	0.5	0.0	90.0	"Green house mode"
IX		171,820	509,304	-3.6	5.0	8.0	0.5	0.0	90.0	"Green house mode"
LX		175,440	505,819	-5.8	5.0	8.0	0.5	0.0	90.0	"Green house mode"
LY		175,472	505,823	-6.0	5.0	8.0	0.5	0.0	90.0	"Green house mode"
IY		171,828	509,289	-3.9	5.0	8.0	0.5	0.0	90.0	"Green house mode"
IZ		171,852	509,268	-3.8	5.0	8.0	0.5	0.0	90.0	"Green house mode"
LZ		175,446	505,830	-6.0	5.0	8.0	0.5	0.0	90.0	"Green house mode"
M		175,049	506,075	-6.9	5.0	8.0	0.5	0.0	90.0	"Green house mode"
-M		172,036	509,261	-2.0	5.0	8.0	0.5	0.0	90.0	"Green house mode"
•M		172,373	508,579	-4.9	5.0	8.0	0.5	0.0	90.0	"Green house mode"
mA		172,189	508,918	-3.9	5.0	8.0	0.5	0.0	90.0	"Green house mode"
MA		175,479	505,838	-5.8	5.0	8.0	0.5	0.0	90.0	"Green house mode"
MB		175,448	505,835	-5.9	5.0	8.0	0.5	0.0	90.0	"Green house mode"
mB		172,212	508,901	-4.0	5.0	8.0	0.5	0.0	90.0	"Green house mode"
MC		175,485	505,853	-5.6	5.0	8.0	0.5	0.0	90.0	"Green house mode"
mC		172,219	508,906	-3.9	5.0	8.0	0.5	0.0	90.0	"Green house mode"
MD		175,454	505,847	-5.6	5.0	8.0	0.5	0.0	90.0	"Green house mode"
mD		172,202	508,926	-3.6	5.0	8.0	0.5	0.0	90.0	"Green house mode"

To be continued on next page...

SHADOW - Main Result

Calculation: Slagschaduw WPBlauw - Vergunningen - Inrichting 1 Klokbekeertocht

...continued from previous page

No.	Name	X (east)	Y (north)	Z	Width	Height	Height a.g.l.	Degrees from south CW [°]	Slope of window [°]	Direction mode
ME		175,494	505,868	-5.7	5.0	8.0	0.5	0.0	90.0	"Green house mode"
mE		172,226	508,910	-3.6	5.0	8.0	0.5	0.0	90.0	"Green house mode"
mF		172,209	508,930	-3.4	5.0	8.0	0.5	0.0	90.0	"Green house mode"
MF		175,457	505,851	-5.5	5.0	8.0	0.5	0.0	90.0	"Green house mode"
mG		172,233	508,915	-3.4	5.0	8.0	0.5	0.0	90.0	"Green house mode"
MG		175,462	505,862	-5.1	5.0	8.0	0.5	0.0	90.0	"Green house mode"
mH		172,239	508,919	-3.2	5.0	8.0	0.5	0.0	90.0	"Green house mode"
MH		175,465	505,867	-5.0	5.0	8.0	0.5	0.0	90.0	"Green house mode"
mI		172,220	508,938	-3.0	5.0	8.0	0.5	0.0	90.0	"Green house mode"
MI		175,470	505,878	-5.1	5.0	8.0	0.5	0.0	90.0	"Green house mode"
mJ		172,245	508,923	-3.1	5.0	8.0	0.5	0.0	90.0	"Green house mode"
MJ		175,576	505,664	-4.4	5.0	8.0	0.5	0.0	90.0	"Green house mode"
MK		175,574	505,659	-4.6	5.0	8.0	0.5	0.0	90.0	"Green house mode"
mK		172,249	508,973	-3.0	5.0	8.0	0.5	0.0	90.0	"Green house mode"
ML		175,571	505,654	-4.8	5.0	8.0	0.5	0.0	90.0	"Green house mode"
mL		172,252	508,927	-3.0	5.0	8.0	0.5	0.0	90.0	"Green house mode"
MM		175,569	505,649	-4.9	5.0	8.0	0.5	0.0	90.0	"Green house mode"
mM		172,256	508,977	-3.0	5.0	8.0	0.5	0.0	90.0	"Green house mode"
mN		172,277	508,930	-2.5	5.0	8.0	0.5	0.0	90.0	"Green house mode"
MN		175,566	505,644	-5.0	5.0	8.0	0.5	0.0	90.0	"Green house mode"
mO		172,262	508,981	-3.0	5.0	8.0	0.5	0.0	90.0	"Green house mode"
MO		175,564	505,639	-5.1	5.0	8.0	0.5	0.0	90.0	"Green house mode"
mP		172,273	508,936	-2.5	5.0	8.0	0.5	0.0	90.0	"Green house mode"
MP		175,561	505,635	-5.1	5.0	8.0	0.5	0.0	90.0	"Green house mode"
mQ		172,268	508,985	-3.0	5.0	8.0	0.5	0.0	90.0	"Green house mode"
MQ		179,319	510,078	-4.0	5.0	8.0	0.5	0.0	90.0	"Green house mode"
MR		178,622	510,118	-2.5	5.0	8.0	0.5	0.0	90.0	"Green house mode"
mR		172,267	508,944	-2.7	5.0	8.0	0.5	0.0	90.0	"Green house mode"
mS		172,274	508,989	-3.0	5.0	8.0	0.5	0.0	90.0	"Green house mode"
MS		178,564	510,021	-3.2	5.0	8.0	0.5	0.0	90.0	"Green house mode"
MT		178,722	510,422	-4.0	5.0	8.0	0.5	0.0	90.0	"Green house mode"
mT		172,264	508,950	-2.8	5.0	8.0	0.5	0.0	90.0	"Green house mode"
MU		172,280	508,993	-3.0	5.0	8.0	0.5	0.0	90.0	"Green house mode"
MU		178,242	509,481	-4.4	5.0	8.0	0.5	0.0	90.0	"Green house mode"
mV		172,350	509,023	-3.0	5.0	8.0	0.5	0.0	90.0	"Green house mode"
MV		177,934	508,958	-3.3	5.0	8.0	0.5	0.0	90.0	"Green house mode"
MW		178,391	509,843	-1.6	5.0	8.0	0.5	0.0	90.0	"Green house mode"
mW		172,308	509,029	-3.0	5.0	8.0	0.5	0.0	90.0	"Green house mode"
mX		172,355	509,027	-3.0	5.0	8.0	0.5	0.0	90.0	"Green house mode"
MX		177,765	508,674	-4.0	5.0	8.0	0.5	0.0	90.0	"Green house mode"
mY		172,316	509,032	-3.0	5.0	8.0	0.5	0.0	90.0	"Green house mode"
MY		178,360	509,795	-2.4	5.0	8.0	0.5	0.0	90.0	"Green house mode"
mZ		172,360	509,030	-3.0	5.0	8.0	0.5	0.0	90.0	"Green house mode"
MZ		177,665	508,503	-4.3	5.0	8.0	0.5	0.0	90.0	"Green house mode"
-N		172,041	509,256	-2.0	5.0	8.0	0.5	0.0	90.0	"Green house mode"
N		175,046	506,071	-6.9	5.0	8.0	0.5	0.0	90.0	"Green house mode"
•N		172,119	509,068	-3.1	5.0	8.0	0.5	0.0	90.0	"Green house mode"
NA		178,189	509,512	-4.8	5.0	8.0	0.5	0.0	90.0	"Green house mode"
nA		172,322	509,036	-3.0	5.0	8.0	0.5	0.0	90.0	"Green house mode"
NB		177,907	509,030	-2.2	5.0	8.0	0.5	0.0	90.0	"Green house mode"
nB		172,366	509,034	-3.0	5.0	8.0	0.5	0.0	90.0	"Green house mode"
NC		175,462	505,669	-5.8	5.0	8.0	0.5	0.0	90.0	"Green house mode"
nC		172,328	509,040	-3.0	5.0	8.0	0.5	0.0	90.0	"Green house mode"
ND		175,434	505,676	-5.9	5.0	8.0	0.5	0.0	90.0	"Green house mode"
nD		172,370	509,036	-3.0	5.0	8.0	0.5	0.0	90.0	"Green house mode"
nE		172,375	509,040	-3.0	5.0	8.0	0.5	0.0	90.0	"Green house mode"
NE		175,428	505,663	-5.6	5.0	8.0	0.5	0.0	90.0	"Green house mode"
nF		172,340	509,047	-3.0	5.0	8.0	0.5	0.0	90.0	"Green house mode"
NF		175,455	505,653	-5.3	5.0	8.0	0.5	0.0	90.0	"Green house mode"
NG		175,420	505,650	-5.2	5.0	8.0	0.5	0.0	90.0	"Green house mode"
nG		172,039	508,607	-5.3	5.0	8.0	0.5	0.0	90.0	"Green house mode"
nH		171,984	508,557	-4.7	5.0	8.0	0.5	0.0	90.0	"Green house mode"
NH		175,418	505,638	-5.0	5.0	8.0	0.5	0.0	90.0	"Green house mode"
nI		172,047	508,593	-5.5	5.0	8.0	0.5	0.0	90.0	"Green house mode"
NI		175,415	505,633	-5.0	5.0	8.0	0.5	0.0	90.0	"Green house mode"

To be continued on next page...

SHADOW - Main Result

Calculation: Slagschaduw WPBlauw - Vergunningen - Inrichting 1 Klokbekeertocht

...continued from previous page

No.	Name	X (east)	Y (north)	Z	Width	Height	Height a.g.l.	Degrees from south	Slope of window	Direction mode
		[m]	[m]	[m]	[m]	[m]	[m]	°	°	
nJ		171,988	508,560	-4.8	5.0	8.0	0.5	0.0	90.0	"Green house mode"
NJ		175,413	505,628	-5.0	5.0	8.0	0.5	0.0	90.0	"Green house mode"
NK		172,932	509,553	-4.8	5.0	8.0	0.5	0.0	90.0	"Green house mode"
nK		172,055	508,580	-5.7	5.0	8.0	0.5	0.0	90.0	"Green house mode"
NL		175,410	505,624	-5.0	5.0	8.0	0.5	0.0	90.0	"Green house mode"
nL		172,063	508,568	-5.9	5.0	8.0	0.5	0.0	90.0	"Green house mode"
nM		172,003	508,574	-5.0	5.0	8.0	0.5	0.0	90.0	"Green house mode"
NM		175,408	505,619	-5.0	5.0	8.0	0.5	0.0	90.0	"Green house mode"
nN		172,014	508,584	-5.0	5.0	8.0	0.5	0.0	90.0	"Green house mode"
NN		175,405	505,613	-5.0	5.0	8.0	0.5	0.0	90.0	"Green house mode"
nO		172,082	508,547	-4.8	5.0	8.0	0.5	0.0	90.0	"Green house mode"
NO		175,403	505,609	-5.0	5.0	8.0	0.5	0.0	90.0	"Green house mode"
nP		172,020	508,586	-5.0	5.0	8.0	0.5	0.0	90.0	"Green house mode"
NP		175,400	505,604	-5.1	5.0	8.0	0.5	0.0	90.0	"Green house mode"
nQ		172,093	508,537	-4.3	5.0	8.0	0.5	0.0	90.0	"Green house mode"
NQ		175,378	505,619	-4.7	5.0	8.0	0.5	0.0	90.0	"Green house mode"
nR		172,029	508,566	-5.0	5.0	8.0	0.5	0.0	90.0	"Green house mode"
NR		175,372	505,621	-4.6	5.0	8.0	0.5	0.0	90.0	"Green house mode"
nS		172,101	508,516	-4.1	5.0	8.0	0.5	0.0	90.0	"Green house mode"
NS		175,366	505,624	-4.6	5.0	8.0	0.5	0.0	90.0	"Green house mode"
nT		172,088	508,500	-4.4	5.0	8.0	0.5	0.0	90.0	"Green house mode"
NT		175,320	505,648	-5.2	5.0	8.0	0.5	0.0	90.0	"Green house mode"
nU		172,049	508,540	-4.7	5.0	8.0	0.5	0.0	90.0	"Green house mode"
NU		175,314	505,651	-5.3	5.0	8.0	0.5	0.0	90.0	"Green house mode"
nV		175,308	505,654	-5.4	5.0	8.0	0.5	0.0	90.0	"Green house mode"
NV		172,079	508,487	-4.6	5.0	8.0	0.5	0.0	90.0	"Green house mode"
NW		175,287	508,415	-3.8	5.0	8.0	0.5	0.0	90.0	"Green house mode"
nW		172,053	508,536	-4.7	5.0	8.0	0.5	0.0	90.0	"Green house mode"
nX		172,071	508,475	-4.9	5.0	8.0	0.5	0.0	90.0	"Green house mode"
NX		173,903	507,041	-3.8	5.0	8.0	0.5	0.0	90.0	"Green house mode"
NY		175,553	505,620	-5.2	5.0	8.0	0.5	0.0	90.0	"Green house mode"
nY		172,068	508,521	-4.9	5.0	8.0	0.5	0.0	90.0	"Green house mode"
NZ		174,556	511,023	-3.1	5.0	8.0	0.5	0.0	90.0	"Green house mode"
nZ		172,063	508,462	-5.0	5.0	8.0	0.5	0.0	90.0	"Green house mode"
O		175,044	506,066	-6.8	5.0	8.0	0.5	0.0	90.0	"Green house mode"
-O		172,101	509,259	-2.0	5.0	8.0	0.5	0.0	90.0	"Green house mode"
•O		172,382	508,573	-4.7	5.0	8.0	0.5	0.0	90.0	"Green house mode"
OA		175,680	505,680	-5.0	5.0	8.0	0.5	0.0	90.0	"Green house mode"
oA		172,065	508,516	-5.0	5.0	8.0	0.5	0.0	90.0	"Green house mode"
°A		172,308	509,213	-1.1	5.0	8.0	0.5	0.0	90.0	"Green house mode"
oB		172,052	508,447	-5.0	5.0	8.0	0.5	0.0	90.0	"Green house mode"
OB		176,039	505,549	-5.3	5.0	8.0	0.5	0.0	90.0	"Green house mode"
°B		172,310	509,208	-1.1	5.0	8.0	0.5	0.0	90.0	"Green house mode"
oC		172,058	508,505	-4.8	5.0	8.0	0.5	0.0	90.0	"Green house mode"
OC		176,001	505,552	-5.0	5.0	8.0	0.5	0.0	90.0	"Green house mode"
°C		172,291	509,176	-1.7	5.0	8.0	0.5	0.0	90.0	"Green house mode"
oD		172,054	508,500	-4.7	5.0	8.0	0.5	0.0	90.0	"Green house mode"
OD		176,044	505,588	-4.7	5.0	8.0	0.5	0.0	90.0	"Green house mode"
°D		172,313	509,202	-1.2	5.0	8.0	0.5	0.0	90.0	"Green house mode"
OE		176,003	505,564	-4.7	5.0	8.0	0.5	0.0	90.0	"Green house mode"
oE		172,047	508,490	-4.5	5.0	8.0	0.5	0.0	90.0	"Green house mode"
°E		172,293	509,170	-1.5	5.0	8.0	0.5	0.0	90.0	"Green house mode"
oF		172,044	508,484	-4.4	5.0	8.0	0.5	0.0	90.0	"Green house mode"
OF		176,064	505,578	-4.5	5.0	8.0	0.5	0.0	90.0	"Green house mode"
°F		172,315	509,197	-1.2	5.0	8.0	0.5	0.0	90.0	"Green house mode"
oG		176,004	505,581	-4.3	5.0	8.0	0.5	0.0	90.0	"Green house mode"
OG		171,930	508,815	-4.5	5.0	8.0	0.5	0.0	90.0	"Green house mode"
°G		172,295	509,164	-1.4	5.0	8.0	0.5	0.0	90.0	"Green house mode"
oH		171,942	508,804	-4.7	5.0	8.0	0.5	0.0	90.0	"Green house mode"
OH		176,083	505,568	-4.7	5.0	8.0	0.5	0.0	90.0	"Green house mode"
°H		171,927	509,114	-3.4	5.0	8.0	0.5	0.0	90.0	"Green house mode"
oI		171,946	508,800	-4.8	5.0	8.0	0.5	0.0	90.0	"Green house mode"
OI		176,005	505,595	-4.5	5.0	8.0	0.5	0.0	90.0	"Green house mode"
°I		171,921	509,110	-3.5	5.0	8.0	0.5	0.0	90.0	"Green house mode"
OJ		175,215	505,830	-5.7	5.0	8.0	0.5	0.0	90.0	"Green house mode"

To be continued on next page...

SHADOW - Main Result

Calculation: Slagschaduw WPBlauw - Vergunningen - Inrichting 1 Klokbekeertocht

...continued from previous page

No.	Name	X (east)	Y (north)	Z	Width	Height	Height a.g.l.	Degrees from south	Slope of window	Direction mode
				[m]	[m]	[m]	[m]	°	°	
oJ		171,956	508,789	-4.9	5.0	8.0	0.5	0.0	90.0	"Green house mode"
oJ		171,915	509,106	-3.4	5.0	8.0	0.5	0.0	90.0	"Green house mode"
oK		171,960	508,783	-4.8	5.0	8.0	0.5	0.0	90.0	"Green house mode"
OK		175,186	505,845	-5.7	5.0	8.0	0.5	0.0	90.0	"Green house mode"
oK		171,908	509,103	-3.3	5.0	8.0	0.5	0.0	90.0	"Green house mode"
oL		171,967	508,770	-5.2	5.0	8.0	0.5	0.0	90.0	"Green house mode"
OL		175,162	505,859	-5.0	5.0	8.0	0.5	0.0	90.0	"Green house mode"
oL		171,890	509,090	-3.0	5.0	8.0	0.5	0.0	90.0	"Green house mode"
oM		171,970	508,766	-5.3	5.0	8.0	0.5	0.0	90.0	"Green house mode"
OM		175,149	505,867	-5.0	5.0	8.0	0.5	0.0	90.0	"Green house mode"
oM		172,238	508,621	-4.8	5.0	8.0	0.5	0.0	90.0	"Green house mode"
oN		171,976	508,751	-6.0	5.0	8.0	0.5	0.0	90.0	"Green house mode"
ON		175,133	505,872	-5.0	5.0	8.0	0.5	0.0	90.0	"Green house mode"
oN		172,263	508,602	-4.1	5.0	8.0	0.5	0.0	90.0	"Green house mode"
oO		171,978	508,745	-6.1	5.0	8.0	0.5	0.0	90.0	"Green house mode"
OO		174,999	505,939	-5.0	5.0	8.0	0.5	0.0	90.0	"Green house mode"
oO		172,252	508,627	-4.9	5.0	8.0	0.5	0.0	90.0	"Green house mode"
oP		171,982	508,731	-6.1	5.0	8.0	0.5	0.0	90.0	"Green house mode"
OP		174,967	505,872	-5.0	5.0	8.0	0.5	0.0	90.0	"Green house mode"
oP		172,272	508,604	-4.1	5.0	8.0	0.5	0.0	90.0	"Green house mode"
oQ		171,982	508,724	-6.2	5.0	8.0	0.5	0.0	90.0	"Green house mode"
OQ		174,964	505,866	-5.0	5.0	8.0	0.5	0.0	90.0	"Green house mode"
oQ		172,258	508,627	-4.8	5.0	8.0	0.5	0.0	90.0	"Green house mode"
oR		171,723	509,123	-4.9	5.0	8.0	0.5	0.0	90.0	"Green house mode"
OR		175,186	505,715	-5.5	5.0	8.0	0.5	0.0	90.0	"Green house mode"
oR		172,269	508,631	-4.5	5.0	8.0	0.5	0.0	90.0	"Green house mode"
OS		176,039	505,554	-5.1	5.0	8.0	0.5	0.0	90.0	"Green house mode"
oS		171,718	509,120	-4.8	5.0	8.0	0.5	0.0	90.0	"Green house mode"
oS		172,292	508,604	-4.0	5.0	8.0	0.5	0.0	90.0	"Green house mode"
oT		171,712	509,116	-4.5	5.0	8.0	0.5	0.0	90.0	"Green house mode"
OT		175,192	505,712	-5.7	5.0	8.0	0.5	0.0	90.0	"Green house mode"
oT		172,273	508,631	-4.4	5.0	8.0	0.5	0.0	90.0	"Green house mode"
OU		175,202	505,706	-6.0	5.0	8.0	0.5	0.0	90.0	"Green house mode"
oU		171,707	509,113	-4.3	5.0	8.0	0.5	0.0	90.0	"Green house mode"
oU		172,299	508,599	-4.0	5.0	8.0	0.5	0.0	90.0	"Green house mode"
oV		171,701	509,109	-4.0	5.0	8.0	0.5	0.0	90.0	"Green house mode"
OV		175,208	505,703	-6.0	5.0	8.0	0.5	0.0	90.0	"Green house mode"
oV		172,289	508,634	-4.0	5.0	8.0	0.5	0.0	90.0	"Green house mode"
OW		175,224	505,696	-6.0	5.0	8.0	0.5	0.0	90.0	"Green house mode"
oW		171,696	509,106	-3.7	5.0	8.0	0.5	0.0	90.0	"Green house mode"
oW		172,295	508,634	-4.0	5.0	8.0	0.5	0.0	90.0	"Green house mode"
OX		175,245	505,685	-6.0	5.0	8.0	0.5	0.0	90.0	"Green house mode"
oX		171,691	509,102	-3.5	5.0	8.0	0.5	0.0	90.0	"Green house mode"
oX		172,032	509,359	-2.8	5.0	8.0	0.5	0.0	90.0	"Green house mode"
oY		171,686	509,099	-3.2	5.0	8.0	0.5	0.0	90.0	"Green house mode"
OY		175,251	505,698	-6.0	5.0	8.0	0.5	0.0	90.0	"Green house mode"
oY		172,094	509,358	-2.0	5.0	8.0	0.5	0.0	90.0	"Green house mode"
oZ		171,667	509,107	-2.8	5.0	8.0	0.5	0.0	90.0	"Green house mode"
OZ		175,253	505,704	-6.0	5.0	8.0	0.5	0.0	90.0	"Green house mode"
oZ		172,097	509,364	-2.0	5.0	8.0	0.5	0.0	90.0	"Green house mode"
-P		172,053	509,249	-2.0	5.0	8.0	0.5	0.0	90.0	"Green house mode"
P		175,043	505,919	-5.0	5.0	8.0	0.5	0.0	90.0	"Green house mode"
•P		172,122	509,061	-3.0	5.0	8.0	0.5	0.0	90.0	"Green house mode"
PA		175,259	505,716	-5.8	5.0	8.0	0.5	0.0	90.0	"Green house mode"
pA		171,663	509,112	-2.9	5.0	8.0	0.5	0.0	90.0	"Green house mode"
PB		175,262	505,722	-5.7	5.0	8.0	0.5	0.0	90.0	"Green house mode"
pB		171,660	509,117	-3.0	5.0	8.0	0.5	0.0	90.0	"Green house mode"
PC		175,243	505,733	-5.1	5.0	8.0	0.5	0.0	90.0	"Green house mode"
pC		171,656	509,123	-3.2	5.0	8.0	0.5	0.0	90.0	"Green house mode"
PD		175,238	505,737	-5.1	5.0	8.0	0.5	0.0	90.0	"Green house mode"
pD		171,658	509,129	-3.2	5.0	8.0	0.5	0.0	90.0	"Green house mode"
pE		171,654	509,134	-3.1	5.0	8.0	0.5	0.0	90.0	"Green house mode"
PE		175,227	505,743	-5.3	5.0	8.0	0.5	0.0	90.0	"Green house mode"
pF		171,651	509,140	-3.1	5.0	8.0	0.5	0.0	90.0	"Green house mode"
PF		175,222	505,746	-5.3	5.0	8.0	0.5	0.0	90.0	"Green house mode"

To be continued on next page...

SHADOW - Main Result

Calculation: Slagschaduw WPBlauw - Vergunningen - Inrichting 1 Klokbekeertocht

...continued from previous page

No.	Name	X (east)	Y (north)	Z	Width	Height	Height a.g.l.	Degrees from south	Slope of window	Direction mode
				[m]	[m]	[m]	[m]	°	°	
PG		175,241	505,771	-5.0	5.0	8.0	0.5	0.0	90.0	"Green house mode"
pG		171,647	509,145	-2.9	5.0	8.0	0.5	0.0	90.0	"Green house mode"
pH		171,644	509,150	-2.6	5.0	8.0	0.5	0.0	90.0	"Green house mode"
PH		175,212	505,752	-5.4	5.0	8.0	0.5	0.0	90.0	"Green house mode"
pl		171,641	509,156	-2.4	5.0	8.0	0.5	0.0	90.0	"Green house mode"
PI		175,206	505,755	-5.3	5.0	8.0	0.5	0.0	90.0	"Green house mode"
PJ		175,227	505,778	-5.1	5.0	8.0	0.5	0.0	90.0	"Green house mode"
pJ		171,638	509,162	-2.2	5.0	8.0	0.5	0.0	90.0	"Green house mode"
PK		175,137	505,789	-5.2	5.0	8.0	0.5	0.0	90.0	"Green house mode"
pK		171,627	509,171	-1.6	5.0	8.0	0.5	0.0	90.0	"Green house mode"
PL		175,216	505,785	-5.4	5.0	8.0	0.5	0.0	90.0	"Green house mode"
pL		171,623	509,193	-2.2	5.0	8.0	0.5	0.0	90.0	"Green house mode"
PM		175,120	505,797	-5.0	5.0	8.0	0.5	0.0	90.0	"Green house mode"
pM		171,629	509,195	-2.5	5.0	8.0	0.5	0.0	90.0	"Green house mode"
pN		171,634	509,199	-2.9	5.0	8.0	0.5	0.0	90.0	"Green house mode"
PN		175,201	505,794	-5.9	5.0	8.0	0.5	0.0	90.0	"Green house mode"
PO		175,106	505,803	-5.0	5.0	8.0	0.5	0.0	90.0	"Green house mode"
pO		171,639	509,203	-3.3	5.0	8.0	0.5	0.0	90.0	"Green house mode"
PP		175,196	505,797	-6.0	5.0	8.0	0.5	0.0	90.0	"Green house mode"
pP		171,645	509,206	-3.6	5.0	8.0	0.5	0.0	90.0	"Green house mode"
pQ		171,650	509,209	-3.8	5.0	8.0	0.5	0.0	90.0	"Green house mode"
PQ		175,092	505,809	-5.0	5.0	8.0	0.5	0.0	90.0	"Green house mode"
pR		171,677	509,179	-3.1	5.0	8.0	0.5	0.0	90.0	"Green house mode"
PR		175,175	505,808	-6.0	5.0	8.0	0.5	0.0	90.0	"Green house mode"
pS		171,681	509,174	-3.3	5.0	8.0	0.5	0.0	90.0	"Green house mode"
PS		175,078	505,816	-5.0	5.0	8.0	0.5	0.0	90.0	"Green house mode"
pT		171,684	509,169	-3.4	5.0	8.0	0.5	0.0	90.0	"Green house mode"
PT		175,169	505,811	-6.0	5.0	8.0	0.5	0.0	90.0	"Green house mode"
pU		171,688	509,163	-3.7	5.0	8.0	0.5	0.0	90.0	"Green house mode"
PU		175,072	505,819	-5.0	5.0	8.0	0.5	0.0	90.0	"Green house mode"
PV		175,154	505,816	-5.7	5.0	8.0	0.5	0.0	90.0	"Green house mode"
pV		171,695	509,153	-4.0	5.0	8.0	0.5	0.0	90.0	"Green house mode"
pW		171,698	509,147	-4.1	5.0	8.0	0.5	0.0	90.0	"Green house mode"
PW		175,051	505,828	-5.0	5.0	8.0	0.5	0.0	90.0	"Green house mode"
PX		175,140	505,822	-5.3	5.0	8.0	0.5	0.0	90.0	"Green house mode"
pX		171,702	509,142	-4.1	5.0	8.0	0.5	0.0	90.0	"Green house mode"
PY		175,046	505,831	-5.0	5.0	8.0	0.5	0.0	90.0	"Green house mode"
pY		171,705	509,137	-4.3	5.0	8.0	0.5	0.0	90.0	"Green house mode"
pZ		171,758	509,171	-3.9	5.0	8.0	0.5	0.0	90.0	"Green house mode"
PZ		175,124	505,829	-5.0	5.0	8.0	0.5	0.0	90.0	"Green house mode"
-Q		172,108	509,254	-2.0	5.0	8.0	0.5	0.0	90.0	"Green house mode"
Q		175,030	506,124	-6.1	5.0	8.0	0.5	0.0	90.0	"Green house mode"
•Q		172,387	508,570	-4.5	5.0	8.0	0.5	0.0	90.0	"Green house mode"
qA		171,754	509,176	-3.8	5.0	8.0	0.5	0.0	90.0	"Green house mode"
QA		175,028	505,842	-5.3	5.0	8.0	0.5	0.0	90.0	"Green house mode"
qB		171,748	509,187	-3.6	5.0	8.0	0.5	0.0	90.0	"Green house mode"
QB		175,011	505,851	-5.7	5.0	8.0	0.5	0.0	90.0	"Green house mode"
QC		174,993	505,861	-5.4	5.0	8.0	0.5	0.0	90.0	"Green house mode"
qC		171,745	509,192	-3.4	5.0	8.0	0.5	0.0	90.0	"Green house mode"
QD		175,490	505,770	-5.0	5.0	8.0	0.5	0.0	90.0	"Green house mode"
qD		171,868	508,835	-1.9	5.0	8.0	0.5	0.0	90.0	"Green house mode"
qE		171,903	508,807	-3.3	5.0	8.0	0.5	0.0	90.0	"Green house mode"
QE		175,517	505,756	-4.9	5.0	8.0	0.5	0.0	90.0	"Green house mode"
QF		175,495	505,775	-5.1	5.0	8.0	0.5	0.0	90.0	"Green house mode"
qF		171,849	508,824	-1.5	5.0	8.0	0.5	0.0	90.0	"Green house mode"
qG		171,897	508,804	-2.9	5.0	8.0	0.5	0.0	90.0	"Green house mode"
QG		175,521	505,763	-4.9	5.0	8.0	0.5	0.0	90.0	"Green house mode"
qH		171,845	508,820	-1.4	5.0	8.0	0.5	0.0	90.0	"Green house mode"
QH		175,502	505,788	-5.0	5.0	8.0	0.5	0.0	90.0	"Green house mode"
QI		175,527	505,776	-5.0	5.0	8.0	0.5	0.0	90.0	"Green house mode"
qI		171,892	508,801	-2.7	5.0	8.0	0.5	0.0	90.0	"Green house mode"
qJ		171,840	508,817	-1.2	5.0	8.0	0.5	0.0	90.0	"Green house mode"
QJ		175,508	505,800	-5.1	5.0	8.0	0.5	0.0	90.0	"Green house mode"
QK		175,529	505,782	-5.0	5.0	8.0	0.5	0.0	90.0	"Green house mode"
qK		171,873	508,787	-1.9	5.0	8.0	0.5	0.0	90.0	"Green house mode"

To be continued on next page...

SHADOW - Main Result

Calculation: Slagschaduw WPBlauw - Vergunningen - Inrichting 1 Klokbekeertocht

...continued from previous page

No.	Name	X (east)	Y (north)	Z	Width	Height	Height a.g.l.	Degrees from south CW [°]	Slope of window [°]	Direction mode
QL		175,514	505,812	-5.4	5.0	8.0	0.5	0.0	90.0	"Green house mode"
qL		171,834	508,813	-1.1	5.0	8.0	0.5	0.0	90.0	"Green house mode"
qM		171,867	508,784	-1.8	5.0	8.0	0.5	0.0	90.0	"Green house mode"
QM		175,534	505,792	-5.0	5.0	8.0	0.5	0.0	90.0	"Green house mode"
QN		175,520	505,825	-5.9	5.0	8.0	0.5	0.0	90.0	"Green house mode"
qN		171,829	508,809	-1.2	5.0	8.0	0.5	0.0	90.0	"Green house mode"
QO		175,537	505,799	-5.0	5.0	8.0	0.5	0.0	90.0	"Green house mode"
qO		171,848	508,767	-1.3	5.0	8.0	0.5	0.0	90.0	"Green house mode"
QP		175,542	505,809	-5.3	5.0	8.0	0.5	0.0	90.0	"Green house mode"
qP		172,455	508,090	0.7	5.0	8.0	0.5	0.0	90.0	"Green house mode"
qQ		172,419	508,040	-4.4	5.0	8.0	0.5	0.0	90.0	"Green house mode"
QQ		175,532	505,849	-6.0	5.0	8.0	0.5	0.0	90.0	"Green house mode"
QR		175,546	505,814	-5.6	5.0	8.0	0.5	0.0	90.0	"Green house mode"
qR		172,554	507,961	2.2	5.0	8.0	0.5	0.0	90.0	"Green house mode"
QS		175,551	505,825	-5.9	5.0	8.0	0.5	0.0	90.0	"Green house mode"
qS		172,569	507,973	2.3	5.0	8.0	0.5	0.0	90.0	"Green house mode"
qT		171,924	508,818	-4.3	5.0	8.0	0.5	0.0	90.0	"Green house mode"
QT		175,554	505,831	-6.0	5.0	8.0	0.5	0.0	90.0	"Green house mode"
qU		172,383	508,754	-3.0	5.0	8.0	0.5	0.0	90.0	"Green house mode"
QU		175,558	505,838	-5.9	5.0	8.0	0.5	0.0	90.0	"Green house mode"
QV		172,670	509,582	-3.0	5.0	8.0	0.5	0.0	90.0	"Green house mode"
qV		172,446	508,845	-2.0	5.0	8.0	0.5	0.0	90.0	"Green house mode"
qW		172,406	508,747	-3.2	5.0	8.0	0.5	0.0	90.0	"Green house mode"
QW		175,688	505,691	-5.0	5.0	8.0	0.5	0.0	90.0	"Green house mode"
qX		172,411	508,744	-3.3	5.0	8.0	0.5	0.0	90.0	"Green house mode"
QX		175,690	505,698	-5.0	5.0	8.0	0.5	0.0	90.0	"Green house mode"
QY		175,697	505,708	-5.1	5.0	8.0	0.5	0.0	90.0	"Green house mode"
qY		172,420	508,813	-3.0	5.0	8.0	0.5	0.0	90.0	"Green house mode"
qZ		172,416	508,741	-3.4	5.0	8.0	0.5	0.0	90.0	"Green house mode"
QZ		175,699	505,717	-5.1	5.0	8.0	0.5	0.0	90.0	"Green house mode"
R		175,027	506,119	-6.4	5.0	8.0	0.5	0.0	90.0	"Green house mode"
-R		172,116	509,249	-2.0	5.0	8.0	0.5	0.0	90.0	"Green house mode"
•R		172,125	509,053	-3.2	5.0	8.0	0.5	0.0	90.0	"Green house mode"
RA		175,705	505,726	-5.1	5.0	8.0	0.5	0.0	90.0	"Green house mode"
rA		172,414	508,809	-3.0	5.0	8.0	0.5	0.0	90.0	"Green house mode"
RB		175,708	505,735	-5.0	5.0	8.0	0.5	0.0	90.0	"Green house mode"
rB		172,421	508,737	-3.5	5.0	8.0	0.5	0.0	90.0	"Green house mode"
RC		175,712	505,745	-5.1	5.0	8.0	0.5	0.0	90.0	"Green house mode"
rC		172,410	508,803	-3.0	5.0	8.0	0.5	0.0	90.0	"Green house mode"
rD		172,438	508,732	-3.7	5.0	8.0	0.5	0.0	90.0	"Green house mode"
RD		175,718	505,753	-5.3	5.0	8.0	0.5	0.0	90.0	"Green house mode"
rE		172,407	508,798	-3.0	5.0	8.0	0.5	0.0	90.0	"Green house mode"
RE		175,730	505,774	-6.2	5.0	8.0	0.5	0.0	90.0	"Green house mode"
rF		172,443	508,728	-3.8	5.0	8.0	0.5	0.0	90.0	"Green house mode"
RF		175,725	505,778	-6.2	5.0	8.0	0.5	0.0	90.0	"Green house mode"
rG		171,874	508,838	-2.0	5.0	8.0	0.5	0.0	90.0	"Green house mode"
RG		175,714	505,783	-6.0	5.0	8.0	0.5	0.0	90.0	"Green house mode"
RH		175,708	505,785	-5.9	5.0	8.0	0.5	0.0	90.0	"Green house mode"
rH		172,011	508,860	-4.0	5.0	8.0	0.5	0.0	90.0	"Green house mode"
rI		171,741	509,198	-3.2	5.0	8.0	0.5	0.0	90.0	"Green house mode"
RI		175,698	505,791	-5.9	5.0	8.0	0.5	0.0	90.0	"Green house mode"
rJ		171,738	509,203	-3.1	5.0	8.0	0.5	0.0	90.0	"Green house mode"
RJ		175,692	505,793	-5.8	5.0	8.0	0.5	0.0	90.0	"Green house mode"
rK		171,735	509,208	-3.1	5.0	8.0	0.5	0.0	90.0	"Green house mode"
RK		175,662	505,807	-6.0	5.0	8.0	0.5	0.0	90.0	"Green house mode"
RL		175,658	505,810	-6.0	5.0	8.0	0.5	0.0	90.0	"Green house mode"
rL		171,731	509,214	-3.0	5.0	8.0	0.5	0.0	90.0	"Green house mode"
RM		175,653	505,813	-6.0	5.0	8.0	0.5	0.0	90.0	"Green house mode"
rM		171,674	509,218	-3.4	5.0	8.0	0.5	0.0	90.0	"Green house mode"
RN		175,649	505,815	-6.0	5.0	8.0	0.5	0.0	90.0	"Green house mode"
rN		171,680	509,221	-3.2	5.0	8.0	0.5	0.0	90.0	"Green house mode"
RO		175,644	505,818	-6.0	5.0	8.0	0.5	0.0	90.0	"Green house mode"
rO		171,685	509,225	-3.0	5.0	8.0	0.5	0.0	90.0	"Green house mode"
rP		171,690	509,228	-3.0	5.0	8.0	0.5	0.0	90.0	"Green house mode"
RP		175,639	505,819	-6.0	5.0	8.0	0.5	0.0	90.0	"Green house mode"

To be continued on next page...

SHADOW - Main Result

Calculation: Slagschaduw WPBlauw - Vergunningen - Inrichting 1 Klokbekeertocht

...continued from previous page

No.	Name	X (east)	Y (north)	Z	Width	Height	Height a.g.l.	Degrees from south CW [°]	Slope of window [°]	Direction mode
rQ		171,695	509,232	-2.9	5.0	8.0	0.5	0.0	90.0	"Green house mode"
RO		175,634	505,822	-6.0	5.0	8.0	0.5	0.0	90.0	"Green house mode"
rR		172,072	508,813	-3.0	5.0	8.0	0.5	0.0	90.0	"Green house mode"
RR		175,630	505,825	-6.0	5.0	8.0	0.5	0.0	90.0	"Green house mode"
rS		172,115	508,816	-3.0	5.0	8.0	0.5	0.0	90.0	"Green house mode"
RS		175,606	505,839	-5.9	5.0	8.0	0.5	0.0	90.0	"Green house mode"
RT		175,600	505,840	-5.8	5.0	8.0	0.5	0.0	90.0	"Green house mode"
rT		172,075	508,808	-3.2	5.0	8.0	0.5	0.0	90.0	"Green house mode"
rU		172,119	508,809	-3.2	5.0	8.0	0.5	0.0	90.0	"Green house mode"
RU		175,592	505,845	-5.7	5.0	8.0	0.5	0.0	90.0	"Green house mode"
rV		172,079	508,802	-3.4	5.0	8.0	0.5	0.0	90.0	"Green house mode"
RV		175,587	505,848	-5.5	5.0	8.0	0.5	0.0	90.0	"Green house mode"
RW		175,583	505,851	-5.4	5.0	8.0	0.5	0.0	90.0	"Green house mode"
rW		172,122	508,804	-3.3	5.0	8.0	0.5	0.0	90.0	"Green house mode"
RX		175,577	505,854	-5.3	5.0	8.0	0.5	0.0	90.0	"Green house mode"
rX		172,082	508,797	-3.6	5.0	8.0	0.5	0.0	90.0	"Green house mode"
RY		175,573	505,856	-5.3	5.0	8.0	0.5	0.0	90.0	"Green house mode"
rY		172,125	508,798	-3.5	5.0	8.0	0.5	0.0	90.0	"Green house mode"
rZ		172,085	508,792	-3.7	5.0	8.0	0.5	0.0	90.0	"Green house mode"
RZ		175,568	505,858	-5.4	5.0	8.0	0.5	0.0	90.0	"Green house mode"
-S		172,064	509,243	-2.0	5.0	8.0	0.5	0.0	90.0	"Green house mode"
S		175,024	506,114	-6.6	5.0	8.0	0.5	0.0	90.0	"Green house mode"
*S		172,128	509,046	-3.4	5.0	8.0	0.5	0.0	90.0	"Green house mode"
sA		172,129	508,793	-3.7	5.0	8.0	0.5	0.0	90.0	"Green house mode"
SA		175,546	505,872	-5.6	5.0	8.0	0.5	0.0	90.0	"Green house mode"
SB		175,541	505,875	-5.5	5.0	8.0	0.5	0.0	90.0	"Green house mode"
sB		172,088	508,787	-3.9	5.0	8.0	0.5	0.0	90.0	"Green house mode"
sC		172,092	508,781	-4.1	5.0	8.0	0.5	0.0	90.0	"Green house mode"
SC		175,536	505,878	-5.5	5.0	8.0	0.5	0.0	90.0	"Green house mode"
SD		175,531	505,880	-5.5	5.0	8.0	0.5	0.0	90.0	"Green house mode"
sD		171,701	509,235	-2.7	5.0	8.0	0.5	0.0	90.0	"Green house mode"
sE		171,706	509,239	-2.6	5.0	8.0	0.5	0.0	90.0	"Green house mode"
SE		175,527	505,883	-5.6	5.0	8.0	0.5	0.0	90.0	"Green house mode"
SF		175,522	505,885	-5.6	5.0	8.0	0.5	0.0	90.0	"Green house mode"
sF		171,711	509,242	-2.4	5.0	8.0	0.5	0.0	90.0	"Green house mode"
SG		175,517	505,887	-5.7	5.0	8.0	0.5	0.0	90.0	"Green house mode"
sG		171,729	509,261	-2.1	5.0	8.0	0.5	0.0	90.0	"Green house mode"
SH		175,512	505,890	-5.8	5.0	8.0	0.5	0.0	90.0	"Green house mode"
sH		171,734	509,265	-2.3	5.0	8.0	0.5	0.0	90.0	"Green house mode"
SI		175,508	505,892	-5.9	5.0	8.0	0.5	0.0	90.0	"Green house mode"
sI		171,740	509,268	-2.4	5.0	8.0	0.5	0.0	90.0	"Green house mode"
sJ		171,745	509,271	-2.6	5.0	8.0	0.5	0.0	90.0	"Green house mode"
SJ		175,483	505,905	-5.4	5.0	8.0	0.5	0.0	90.0	"Green house mode"
SK		175,479	505,908	-5.3	5.0	8.0	0.5	0.0	90.0	"Green house mode"
sK		171,750	509,275	-2.7	5.0	8.0	0.5	0.0	90.0	"Green house mode"
sL		171,757	509,277	-2.9	5.0	8.0	0.5	0.0	90.0	"Green house mode"
SL		175,474	505,910	-5.2	5.0	8.0	0.5	0.0	90.0	"Green house mode"
SM		175,469	505,913	-5.1	5.0	8.0	0.5	0.0	90.0	"Green house mode"
sM		171,762	509,258	-3.0	5.0	8.0	0.5	0.0	90.0	"Green house mode"
sN		171,766	509,252	-3.0	5.0	8.0	0.5	0.0	90.0	"Green house mode"
SN		175,465	505,916	-5.0	5.0	8.0	0.5	0.0	90.0	"Green house mode"
sO		171,772	509,247	-3.0	5.0	8.0	0.5	0.0	90.0	"Green house mode"
SO		175,459	505,918	-5.0	5.0	8.0	0.5	0.0	90.0	"Green house mode"
SP		175,455	505,920	-5.0	5.0	8.0	0.5	0.0	90.0	"Green house mode"
sP		171,775	509,241	-3.1	5.0	8.0	0.5	0.0	90.0	"Green house mode"
SQ		175,450	505,923	-5.0	5.0	8.0	0.5	0.0	90.0	"Green house mode"
sQ		171,779	509,236	-3.1	5.0	8.0	0.5	0.0	90.0	"Green house mode"
SR		175,625	505,490	-5.8	5.0	8.0	0.5	0.0	90.0	"Green house mode"
sR		171,782	509,230	-3.3	5.0	8.0	0.5	0.0	90.0	"Green house mode"
SS		175,614	505,496	-6.0	5.0	8.0	0.5	0.0	90.0	"Green house mode"
sS		171,802	509,214	-4.0	5.0	8.0	0.5	0.0	90.0	"Green house mode"
sT		171,805	509,208	-4.0	5.0	8.0	0.5	0.0	90.0	"Green house mode"
ST		175,606	505,499	-5.9	5.0	8.0	0.5	0.0	90.0	"Green house mode"
SU		177,721	507,733	-3.0	5.0	8.0	0.5	0.0	90.0	"Green house mode"
sU		171,809	509,203	-4.0	5.0	8.0	0.5	0.0	90.0	"Green house mode"

To be continued on next page...

SHADOW - Main Result

Calculation: Slagschaduw WPBlauw - Vergunningen - Inrichting 1 Klokbekeertocht

...continued from previous page

No.	Name	X (east)	Y (north)	Z	Width	Height	Height a.g.l.	Degrees from south	Slope of window	Direction mode
				[m]	[m]	[m]	[m]	°	°	
SV		177,750	507,715	-3.9	5.0	8.0	0.5	0.0	90.0	"Green house mode"
sV		171,812	509,198	-4.0	5.0	8.0	0.5	0.0	90.0	"Green house mode"
sW		171,816	509,192	-4.0	5.0	8.0	0.5	0.0	90.0	"Green house mode"
SW		177,558	507,114	-5.0	5.0	8.0	0.5	0.0	90.0	"Green house mode"
SX		177,373	507,288	-6.0	5.0	8.0	0.5	0.0	90.0	"Green house mode"
sX		171,819	509,187	-4.0	5.0	8.0	0.5	0.0	90.0	"Green house mode"
SY		177,498	507,147	-5.0	5.0	8.0	0.5	0.0	90.0	"Green house mode"
sY		171,796	509,169	-4.0	5.0	8.0	0.5	0.0	90.0	"Green house mode"
SZ		175,482	505,709	-5.3	5.0	8.0	0.5	0.0	90.0	"Green house mode"
sZ		171,791	509,166	-4.0	5.0	8.0	0.5	0.0	90.0	"Green house mode"
T		175,020	506,110	-6.8	5.0	8.0	0.5	0.0	90.0	"Green house mode"
-T		172,077	509,234	-2.0	5.0	8.0	0.5	0.0	90.0	"Green house mode"
•T		172,131	509,039	-3.6	5.0	8.0	0.5	0.0	90.0	"Green house mode"
TA		175,447	505,706	-5.0	5.0	8.0	0.5	0.0	90.0	"Green house mode"
tA		171,786	509,163	-4.0	5.0	8.0	0.5	0.0	90.0	"Green house mode"
tB		171,780	509,160	-4.0	5.0	8.0	0.5	0.0	90.0	"Green house mode"
TB		175,473	505,689	-5.6	5.0	8.0	0.5	0.0	90.0	"Green house mode"
TC		174,995	505,675	-5.5	5.0	8.0	0.5	0.0	90.0	"Green house mode"
tC		171,775	509,156	-4.0	5.0	8.0	0.5	0.0	90.0	"Green house mode"
TD		174,993	505,700	-5.9	5.0	8.0	0.5	0.0	90.0	"Green house mode"
tD		171,765	509,148	-3.8	5.0	8.0	0.5	0.0	90.0	"Green house mode"
tE		171,886	509,269	-3.8	5.0	8.0	0.5	0.0	90.0	"Green house mode"
TE		175,477	505,612	-6.0	5.0	8.0	0.5	0.0	90.0	"Green house mode"
TF		176,232	506,028	-4.3	5.0	8.0	0.5	0.0	90.0	"Green house mode"
tF		171,875	509,256	-4.0	5.0	8.0	0.5	0.0	90.0	"Green house mode"
TG		175,676	505,673	-5.0	5.0	8.0	0.5	0.0	90.0	"Green house mode"
tG		171,867	509,238	-3.9	5.0	8.0	0.5	0.0	90.0	"Green house mode"
tH		171,853	509,230	-3.7	5.0	8.0	0.5	0.0	90.0	"Green house mode"
TH		175,442	505,692	-5.4	5.0	8.0	0.5	0.0	90.0	"Green house mode"
TI		175,542	505,680	-5.0	5.0	8.0	0.5	0.0	90.0	"Green house mode"
tI		171,835	509,218	-3.9	5.0	8.0	0.5	0.0	90.0	"Green house mode"
TJ		175,809	505,505	-4.5	5.0	8.0	0.5	0.0	90.0	"Green house mode"
tJ		171,828	509,230	-3.5	5.0	8.0	0.5	0.0	90.0	"Green house mode"
tK		171,835	509,260	-3.5	5.0	8.0	0.5	0.0	90.0	"Green house mode"
TK		175,814	505,505	-4.5	5.0	8.0	0.5	0.0	90.0	"Green house mode"
TL		175,260	505,924	-6.0	5.0	8.0	0.5	0.0	90.0	"Green house mode"
tL		171,809	509,246	-3.0	5.0	8.0	0.5	0.0	90.0	"Green house mode"
TM		175,239	505,935	-6.0	5.0	8.0	0.5	0.0	90.0	"Green house mode"
tM		171,802	509,257	-3.4	5.0	8.0	0.5	0.0	90.0	"Green house mode"
TN		175,313	505,931	-5.1	5.0	8.0	0.5	0.0	90.0	"Green house mode"
tN		171,799	509,264	-3.6	5.0	8.0	0.5	0.0	90.0	"Green house mode"
TO		175,234	505,937	-5.9	5.0	8.0	0.5	0.0	90.0	"Green house mode"
tO		171,792	509,273	-3.7	5.0	8.0	0.5	0.0	90.0	"Green house mode"
TP		175,308	505,933	-5.2	5.0	8.0	0.5	0.0	90.0	"Green house mode"
tP		171,788	509,279	-3.7	5.0	8.0	0.5	0.0	90.0	"Green house mode"
tQ		171,785	509,291	-3.3	5.0	8.0	0.5	0.0	90.0	"Green house mode"
TQ		175,221	505,945	-5.6	5.0	8.0	0.5	0.0	90.0	"Green house mode"
tR		171,780	509,297	-3.2	5.0	8.0	0.5	0.0	90.0	"Green house mode"
TR		175,207	505,954	-5.1	5.0	8.0	0.5	0.0	90.0	"Green house mode"
TS		175,191	505,963	-5.1	5.0	8.0	0.5	0.0	90.0	"Green house mode"
tS		171,778	509,309	-3.0	5.0	8.0	0.5	0.0	90.0	"Green house mode"
tT		171,773	509,314	-3.0	5.0	8.0	0.5	0.0	90.0	"Green house mode"
TT		175,181	505,969	-5.3	5.0	8.0	0.5	0.0	90.0	"Green house mode"
tU		172,325	508,706	-3.5	5.0	8.0	0.5	0.0	90.0	"Green house mode"
TU		175,144	505,670	-5.0	5.0	8.0	0.5	0.0	90.0	"Green house mode"
tV		175,168	505,653	-4.4	5.0	8.0	0.5	0.0	90.0	"Green house mode"
tW		172,361	508,685	-4.0	5.0	8.0	0.5	0.0	90.0	"Green house mode"
TW		172,309	508,717	-3.1	5.0	8.0	0.5	0.0	90.0	"Green house mode"
tX		175,173	505,651	-4.5	5.0	8.0	0.5	0.0	90.0	"Green house mode"
TX		172,367	508,692	-4.0	5.0	8.0	0.5	0.0	90.0	"Green house mode"
tY		175,178	505,649	-4.5	5.0	8.0	0.5	0.0	90.0	"Green house mode"
TY		172,316	508,734	-3.0	5.0	8.0	0.5	0.0	90.0	"Green house mode"
tZ		175,183	505,646	-4.6	5.0	8.0	0.5	0.0	90.0	"Green house mode"
TZ		172,368	508,696	-4.0	5.0	8.0	0.5	0.0	90.0	"Green house mode"
tZ		175,192	505,641	-4.7	5.0	8.0	0.5	0.0	90.0	"Green house mode"

To be continued on next page...

SHADOW - Main Result

Calculation: Slagschaduw WPBlauw - Vergunningen - Inrichting 1 Klokbekeertocht

...continued from previous page

No.	Name	X (east)	Y (north)	Z	Width	Height	Height a.g.l.	Degrees from south	Slope of window	Direction mode
				[m]	[m]	[m]	[m]	°	°	
	U	175,017	506,105	-7.0	5.0	8.0	0.5	0.0	90.0	"Green house mode"
	-U	172,090	509,226	-2.0	5.0	8.0	0.5	0.0	90.0	"Green house mode"
	•U	172,134	509,032	-3.8	5.0	8.0	0.5	0.0	90.0	"Green house mode"
	uA	172,332	508,726	-3.1	5.0	8.0	0.5	0.0	90.0	"Green house mode"
	UA	175,197	505,639	-4.9	5.0	8.0	0.5	0.0	90.0	"Green house mode"
	UB	175,202	505,636	-5.2	5.0	8.0	0.5	0.0	90.0	"Green house mode"
	uB	172,368	508,698	-4.0	5.0	8.0	0.5	0.0	90.0	"Green house mode"
	uC	172,339	508,743	-3.1	5.0	8.0	0.5	0.0	90.0	"Green house mode"
	UC	175,207	505,635	-5.2	5.0	8.0	0.5	0.0	90.0	"Green house mode"
	uD	172,367	508,702	-4.0	5.0	8.0	0.5	0.0	90.0	"Green house mode"
	UD	175,212	505,632	-5.3	5.0	8.0	0.5	0.0	90.0	"Green house mode"
	UE	175,139	505,660	-4.9	5.0	8.0	0.5	0.0	90.0	"Green house mode"
	uE	172,346	508,753	-3.0	5.0	8.0	0.5	0.0	90.0	"Green house mode"
	uF	172,366	508,710	-4.0	5.0	8.0	0.5	0.0	90.0	"Green house mode"
	UF	175,136	505,650	-4.8	5.0	8.0	0.5	0.0	90.0	"Green house mode"
	UG	175,136	505,645	-4.8	5.0	8.0	0.5	0.0	90.0	"Green house mode"
	uG	172,350	508,757	-3.0	5.0	8.0	0.5	0.0	90.0	"Green house mode"
	UH	175,137	505,639	-4.8	5.0	8.0	0.5	0.0	90.0	"Green house mode"
	uH	172,367	508,719	-4.0	5.0	8.0	0.5	0.0	90.0	"Green house mode"
	uI	172,354	508,764	-3.0	5.0	8.0	0.5	0.0	90.0	"Green house mode"
	UI	175,137	505,634	-4.9	5.0	8.0	0.5	0.0	90.0	"Green house mode"
	uJ	172,366	508,727	-3.8	5.0	8.0	0.5	0.0	90.0	"Green house mode"
	UJ	175,138	505,629	-5.0	5.0	8.0	0.5	0.0	90.0	"Green house mode"
	UK	175,138	505,623	-5.1	5.0	8.0	0.5	0.0	90.0	"Green house mode"
	uK	172,358	508,770	-3.0	5.0	8.0	0.5	0.0	90.0	"Green house mode"
	uL	172,365	508,731	-3.7	5.0	8.0	0.5	0.0	90.0	"Green house mode"
	UL	175,138	505,618	-5.1	5.0	8.0	0.5	0.0	90.0	"Green house mode"
	uM	172,360	508,800	-2.6	5.0	8.0	0.5	0.0	90.0	"Green house mode"
	UM	175,139	505,612	-5.3	5.0	8.0	0.5	0.0	90.0	"Green house mode"
	UN	175,140	505,607	-5.3	5.0	8.0	0.5	0.0	90.0	"Green house mode"
	uN	172,366	508,736	-3.6	5.0	8.0	0.5	0.0	90.0	"Green house mode"
	uO	172,382	508,787	-2.9	5.0	8.0	0.5	0.0	90.0	"Green house mode"
	UO	175,140	505,601	-5.3	5.0	8.0	0.5	0.0	90.0	"Green house mode"
	uP	172,369	508,740	-3.4	5.0	8.0	0.5	0.0	90.0	"Green house mode"
	UP	175,141	505,597	-5.3	5.0	8.0	0.5	0.0	90.0	"Green house mode"
	UQ	175,559	505,630	-5.2	5.0	8.0	0.5	0.0	90.0	"Green house mode"
	uQ	172,384	508,810	-2.6	5.0	8.0	0.5	0.0	90.0	"Green house mode"
	UR	175,556	505,625	-5.2	5.0	8.0	0.5	0.0	90.0	"Green house mode"
	uR	172,372	508,746	-3.2	5.0	8.0	0.5	0.0	90.0	"Green house mode"
	US	175,530	505,633	-5.3	5.0	8.0	0.5	0.0	90.0	"Green house mode"
	uS	172,392	508,825	-2.6	5.0	8.0	0.5	0.0	90.0	"Green house mode"
	uT	172,379	508,747	-3.2	5.0	8.0	0.5	0.0	90.0	"Green house mode"
	UT	175,616	505,703	-3.9	5.0	8.0	0.5	0.0	90.0	"Green house mode"
	uU	172,032	508,874	-3.9	5.0	8.0	0.5	0.0	90.0	"Green house mode"
	UU	175,641	505,690	-4.6	5.0	8.0	0.5	0.0	90.0	"Green house mode"
	UV	175,620	505,712	-4.2	5.0	8.0	0.5	0.0	90.0	"Green house mode"
	uV	171,891	508,849	-2.7	5.0	8.0	0.5	0.0	90.0	"Green house mode"
	UW	175,618	505,708	-4.1	5.0	8.0	0.5	0.0	90.0	"Green house mode"
	uW	172,026	508,870	-4.0	5.0	8.0	0.5	0.0	90.0	"Green house mode"
	UX	175,643	505,696	-4.7	5.0	8.0	0.5	0.0	90.0	"Green house mode"
	uX	171,886	508,846	-2.5	5.0	8.0	0.5	0.0	90.0	"Green house mode"
	UY	175,625	505,722	-4.6	5.0	8.0	0.5	0.0	90.0	"Green house mode"
	uY	172,022	508,866	-4.0	5.0	8.0	0.5	0.0	90.0	"Green house mode"
	UZ	175,623	505,719	-4.5	5.0	8.0	0.5	0.0	90.0	"Green house mode"
	uZ	171,880	508,843	-2.2	5.0	8.0	0.5	0.0	90.0	"Green house mode"
	-V	172,181	508,627	-4.9	5.0	8.0	0.5	0.0	90.0	"Green house mode"
	V	175,013	506,101	-6.9	5.0	8.0	0.5	0.0	90.0	"Green house mode"
	•V	172,195	508,887	-4.0	5.0	8.0	0.5	0.0	90.0	"Green house mode"
	VA	175,650	505,711	-4.9	5.0	8.0	0.5	0.0	90.0	"Green house mode"
	vA	172,016	508,863	-4.0	5.0	8.0	0.5	0.0	90.0	"Green house mode"
	VB	175,648	505,706	-4.8	5.0	8.0	0.5	0.0	90.0	"Green house mode"
	vB	172,407	508,794	-3.0	5.0	8.0	0.5	0.0	90.0	"Green house mode"
	VC	175,629	505,729	-4.8	5.0	8.0	0.5	0.0	90.0	"Green house mode"
	vC	172,408	508,789	-3.0	5.0	8.0	0.5	0.0	90.0	"Green house mode"
	vD	172,409	508,782	-3.0	5.0	8.0	0.5	0.0	90.0	"Green house mode"

To be continued on next page...

SHADOW - Main Result

Calculation: Slagschaduw WPBlauw - Vergunningen - Inrichting 1 Klokbekeertocht

...continued from previous page

No.	Name	X (east)	Y (north)	Z	Width	Height	Height a.g.l.	Degrees from south	Slope of window	Direction mode
		[m]	[m]	[m]	[m]	[m]	[m]	°	°	
VD		175,626	505,725	-4.7	5.0	8.0	0.5	0.0	90.0	"Green house mode"
vE		172,423	508,773	-3.0	5.0	8.0	0.5	0.0	90.0	"Green house mode"
VE		175,652	505,716	-4.9	5.0	8.0	0.5	0.0	90.0	"Green house mode"
vF		172,428	508,769	-3.0	5.0	8.0	0.5	0.0	90.0	"Green house mode"
VF		175,651	505,711	-4.9	5.0	8.0	0.5	0.0	90.0	"Green house mode"
vG		172,435	508,770	-3.0	5.0	8.0	0.5	0.0	90.0	"Green house mode"
VG		175,634	505,740	-5.0	5.0	8.0	0.5	0.0	90.0	"Green house mode"
vH		172,440	508,767	-3.0	5.0	8.0	0.5	0.0	90.0	"Green house mode"
VH		175,631	505,734	-4.9	5.0	8.0	0.5	0.0	90.0	"Green house mode"
vl		172,445	508,763	-3.0	5.0	8.0	0.5	0.0	90.0	"Green house mode"
VI		175,658	505,728	-5.0	5.0	8.0	0.5	0.0	90.0	"Green house mode"
vJ		172,450	508,760	-3.0	5.0	8.0	0.5	0.0	90.0	"Green house mode"
VJ		175,656	505,721	-5.0	5.0	8.0	0.5	0.0	90.0	"Green house mode"
vK		172,081	509,176	-1.0	5.0	8.0	0.5	0.0	90.0	"Green house mode"
VK		175,639	505,746	-5.0	5.0	8.0	0.5	0.0	90.0	"Green house mode"
VL		175,632	505,739	-5.0	5.0	8.0	0.5	0.0	90.0	"Green house mode"
vL		172,086	509,181	-1.0	5.0	8.0	0.5	0.0	90.0	"Green house mode"
vM		172,091	509,188	-1.1	5.0	8.0	0.5	0.0	90.0	"Green house mode"
VM		175,661	505,735	-5.0	5.0	8.0	0.5	0.0	90.0	"Green house mode"
VN		175,658	505,726	-5.0	5.0	8.0	0.5	0.0	90.0	"Green house mode"
vN		172,095	509,194	-1.3	5.0	8.0	0.5	0.0	90.0	"Green house mode"
vO		172,100	509,201	-1.5	5.0	8.0	0.5	0.0	90.0	"Green house mode"
VO		175,644	505,758	-5.0	5.0	8.0	0.5	0.0	90.0	"Green house mode"
vP		172,322	509,603	-1.4	5.0	8.0	0.5	0.0	90.0	"Green house mode"
VP		175,638	505,750	-5.0	5.0	8.0	0.5	0.0	90.0	"Green house mode"
vQ		172,289	509,556	-2.0	5.0	8.0	0.5	0.0	90.0	"Green house mode"
VQ		175,668	505,746	-5.0	5.0	8.0	0.5	0.0	90.0	"Green house mode"
VR		175,663	505,735	-5.0	5.0	8.0	0.5	0.0	90.0	"Green house mode"
vR		172,320	509,609	-1.2	5.0	8.0	0.5	0.0	90.0	"Green house mode"
vS		172,300	509,566	-1.8	5.0	8.0	0.5	0.0	90.0	"Green house mode"
VS		175,647	505,765	-5.0	5.0	8.0	0.5	0.0	90.0	"Green house mode"
vT		172,316	509,622	-0.8	5.0	8.0	0.5	0.0	90.0	"Green house mode"
VT		175,640	505,754	-5.0	5.0	8.0	0.5	0.0	90.0	"Green house mode"
VU		175,671	505,753	-5.0	5.0	8.0	0.5	0.0	90.0	"Green house mode"
vU		172,305	509,570	-1.8	5.0	8.0	0.5	0.0	90.0	"Green house mode"
vV		172,315	509,627	-0.7	5.0	8.0	0.5	0.0	90.0	"Green house mode"
VV		175,666	505,740	-5.0	5.0	8.0	0.5	0.0	90.0	"Green house mode"
vW		172,317	509,577	-1.9	5.0	8.0	0.5	0.0	90.0	"Green house mode"
VW		175,652	505,776	-5.3	5.0	8.0	0.5	0.0	90.0	"Green house mode"
vX		172,314	509,641	-0.7	5.0	8.0	0.5	0.0	90.0	"Green house mode"
VX		175,645	505,765	-5.0	5.0	8.0	0.5	0.0	90.0	"Green house mode"
VY		175,677	505,765	-5.0	5.0	8.0	0.5	0.0	90.0	"Green house mode"
vY		172,322	509,580	-1.9	5.0	8.0	0.5	0.0	90.0	"Green house mode"
vZ		172,312	509,646	-0.7	5.0	8.0	0.5	0.0	90.0	"Green house mode"
VZ		175,671	505,751	-5.0	5.0	8.0	0.5	0.0	90.0	"Green house mode"
W		175,011	506,096	-6.7	5.0	8.0	0.5	0.0	90.0	"Green house mode"
-W		172,176	508,619	-4.7	5.0	8.0	0.5	0.0	90.0	"Green house mode"
•W		172,200	508,873	-3.9	5.0	8.0	0.5	0.0	90.0	"Green house mode"
WA		175,655	505,782	-5.5	5.0	8.0	0.5	0.0	90.0	"Green house mode"
wA		172,333	509,588	-2.0	5.0	8.0	0.5	0.0	90.0	"Green house mode"
wB		172,304	509,656	-0.4	5.0	8.0	0.5	0.0	90.0	"Green house mode"
WB		175,649	505,770	-5.1	5.0	8.0	0.5	0.0	90.0	"Green house mode"
wC		172,302	509,662	-0.4	5.0	8.0	0.5	0.0	90.0	"Green house mode"
WC		175,679	505,771	-5.1	5.0	8.0	0.5	0.0	90.0	"Green house mode"
WD		175,673	505,755	-5.0	5.0	8.0	0.5	0.0	90.0	"Green house mode"
wD		172,345	509,611	-1.2	5.0	8.0	0.5	0.0	90.0	"Green house mode"
wE		172,300	509,669	-0.3	5.0	8.0	0.5	0.0	90.0	"Green house mode"
WE		175,653	505,779	-5.4	5.0	8.0	0.5	0.0	90.0	"Green house mode"
WF		175,678	505,766	-5.0	5.0	8.0	0.5	0.0	90.0	"Green house mode"
wF		172,343	509,616	-1.1	5.0	8.0	0.5	0.0	90.0	"Green house mode"
WG		175,656	505,785	-5.6	5.0	8.0	0.5	0.0	90.0	"Green house mode"
wG		172,298	509,674	-0.3	5.0	8.0	0.5	0.0	90.0	"Green house mode"
wH		172,339	509,628	-1.0	5.0	8.0	0.5	0.0	90.0	"Green house mode"
WH		175,681	505,770	-5.1	5.0	8.0	0.5	0.0	90.0	"Green house mode"
wI		172,299	509,682	-0.4	5.0	8.0	0.5	0.0	90.0	"Green house mode"

To be continued on next page...

SHADOW - Main Result

Calculation: Slagschaduw WPBlauw - Vergunningen - Inrichting 1 Klokbekeertocht

...continued from previous page

No.	Name	X (east)	Y (north)	Z	Width	Height	Height a.g.l.	Degrees from south CW [°]	Slope of window [°]	Direction mode
WI		175,273	505,751	-5.4	5.0	8.0	0.5	0.0	90.0	"Green house mode"
wJ		172,337	509,634	-1.0	5.0	8.0	0.5	0.0	90.0	"Green house mode"
WJ		175,278	505,760	-5.2	5.0	8.0	0.5	0.0	90.0	"Green house mode"
wK		172,345	509,649	-1.0	5.0	8.0	0.5	0.0	90.0	"Green house mode"
WK		175,281	505,766	-5.1	5.0	8.0	0.5	0.0	90.0	"Green house mode"
WL		175,286	505,776	-5.1	5.0	8.0	0.5	0.0	90.0	"Green house mode"
wL		172,343	509,657	-1.0	5.0	8.0	0.5	0.0	90.0	"Green house mode"
WM		175,289	505,781	-5.1	5.0	8.0	0.5	0.0	90.0	"Green house mode"
wM		172,339	509,669	-1.0	5.0	8.0	0.5	0.0	90.0	"Green house mode"
WN		175,294	505,791	-5.1	5.0	8.0	0.5	0.0	90.0	"Green house mode"
wN		172,337	509,676	-1.0	5.0	8.0	0.5	0.0	90.0	"Green house mode"
WO		175,297	505,796	-5.0	5.0	8.0	0.5	0.0	90.0	"Green house mode"
wO		172,321	509,684	-1.0	5.0	8.0	0.5	0.0	90.0	"Green house mode"
wP		172,319	509,690	-1.2	5.0	8.0	0.5	0.0	90.0	"Green house mode"
WP		175,274	505,806	-5.0	5.0	8.0	0.5	0.0	90.0	"Green house mode"
WQ		175,253	505,814	-5.0	5.0	8.0	0.5	0.0	90.0	"Green house mode"
wQ		172,315	509,702	-1.6	5.0	8.0	0.5	0.0	90.0	"Green house mode"
wR		172,314	509,708	-1.9	5.0	8.0	0.5	0.0	90.0	"Green house mode"
WR		175,235	505,822	-5.2	5.0	8.0	0.5	0.0	90.0	"Green house mode"
wS		172,105	509,207	-1.7	5.0	8.0	0.5	0.0	90.0	"Green house mode"
WS		175,142	505,665	-4.9	5.0	8.0	0.5	0.0	90.0	"Green house mode"
WT		175,669	505,646	-5.0	5.0	8.0	0.5	0.0	90.0	"Green house mode"
wT		172,110	509,213	-1.9	5.0	8.0	0.5	0.0	90.0	"Green house mode"
WU		175,514	505,695	-5.8	5.0	8.0	0.5	0.0	90.0	"Green house mode"
wU		172,141	509,234	-2.1	5.0	8.0	0.5	0.0	90.0	"Green house mode"
WV		175,664	505,649	-5.0	5.0	8.0	0.5	0.0	90.0	"Green house mode"
wV		172,146	509,240	-2.2	5.0	8.0	0.5	0.0	90.0	"Green house mode"
WW		175,658	505,652	-5.0	5.0	8.0	0.5	0.0	90.0	"Green house mode"
wW		172,151	509,246	-2.3	5.0	8.0	0.5	0.0	90.0	"Green house mode"
wX		172,116	509,110	-3.3	5.0	8.0	0.5	0.0	90.0	"Green house mode"
WX		175,457	505,724	-5.0	5.0	8.0	0.5	0.0	90.0	"Green house mode"
WY		175,422	505,738	-5.2	5.0	8.0	0.5	0.0	90.0	"Green house mode"
wY		172,155	509,253	-2.4	5.0	8.0	0.5	0.0	90.0	"Green house mode"
WZ		175,648	505,657	-5.0	5.0	8.0	0.5	0.0	90.0	"Green house mode"
wZ		172,160	509,259	-2.4	5.0	8.0	0.5	0.0	90.0	"Green house mode"
X		175,007	506,091	-6.4	5.0	8.0	0.5	0.0	90.0	"Green house mode"
-X		172,170	508,611	-4.5	5.0	8.0	0.5	0.0	90.0	"Green house mode"
+X		172,204	508,861	-3.6	5.0	8.0	0.5	0.0	90.0	"Green house mode"
xA		172,131	509,113	-3.1	5.0	8.0	0.5	0.0	90.0	"Green house mode"
XA		175,399	505,751	-5.4	5.0	8.0	0.5	0.0	90.0	"Green house mode"
xB		172,165	509,265	-2.3	5.0	8.0	0.5	0.0	90.0	"Green house mode"
XB		175,643	505,659	-5.0	5.0	8.0	0.5	0.0	90.0	"Green house mode"
xC		172,138	509,114	-3.0	5.0	8.0	0.5	0.0	90.0	"Green house mode"
XC		175,638	505,662	-4.9	5.0	8.0	0.5	0.0	90.0	"Green house mode"
xD		172,198	509,288	-2.0	5.0	8.0	0.5	0.0	90.0	"Green house mode"
XD		175,633	505,665	-4.8	5.0	8.0	0.5	0.0	90.0	"Green house mode"
xE		175,627	505,668	-4.6	5.0	8.0	0.5	0.0	90.0	"Green house mode"
xE		172,145	509,116	-3.0	5.0	8.0	0.5	0.0	90.0	"Green house mode"
XF		175,607	505,678	-4.0	5.0	8.0	0.5	0.0	90.0	"Green house mode"
xF		172,152	509,117	-3.0	5.0	8.0	0.5	0.0	90.0	"Green house mode"
XG		175,601	505,680	-3.9	5.0	8.0	0.5	0.0	90.0	"Green house mode"
xG		172,212	509,307	-2.0	5.0	8.0	0.5	0.0	90.0	"Green house mode"
xH		172,178	509,161	-3.1	5.0	8.0	0.5	0.0	90.0	"Green house mode"
XH		175,596	505,683	-3.8	5.0	8.0	0.5	0.0	90.0	"Green house mode"
xl		172,185	509,163	-3.2	5.0	8.0	0.5	0.0	90.0	"Green house mode"
XI		175,591	505,685	-3.8	5.0	8.0	0.5	0.0	90.0	"Green house mode"
XJ		175,581	505,691	-3.5	5.0	8.0	0.5	0.0	90.0	"Green house mode"
xJ		172,222	509,319	-2.5	5.0	8.0	0.5	0.0	90.0	"Green house mode"
xK		172,193	509,164	-3.5	5.0	8.0	0.5	0.0	90.0	"Green house mode"
XK		175,575	505,694	-3.6	5.0	8.0	0.5	0.0	90.0	"Green house mode"
XL		175,565	505,700	-3.9	5.0	8.0	0.5	0.0	90.0	"Green house mode"
xL		172,200	509,166	-3.6	5.0	8.0	0.5	0.0	90.0	"Green house mode"
xM		172,207	509,167	-3.8	5.0	8.0	0.5	0.0	90.0	"Green house mode"
XM		175,545	505,709	-4.8	5.0	8.0	0.5	0.0	90.0	"Green house mode"
xN		172,214	509,168	-4.0	5.0	8.0	0.5	0.0	90.0	"Green house mode"

To be continued on next page...

SHADOW - Main Result

Calculation: Slagschaduw WPBlauw - Vergunningen - Inrichting 1 Klokbekeertocht

...continued from previous page

No.	Name	X (east)	Y (north)	Z	Width	Height	Height a.g.l.	Degrees from south	Slope of window	Direction mode
				[m]	[m]	[m]	[m]	°	°	
XN		175,540	505,712	-4.9	5.0	8.0	0.5	0.0	90.0	"Green house mode"
XO		175,534	505,715	-4.9	5.0	8.0	0.5	0.0	90.0	"Green house mode"
xO		172,240	509,213	-3.4	5.0	8.0	0.5	0.0	90.0	"Green house mode"
xP		172,247	509,214	-3.2	5.0	8.0	0.5	0.0	90.0	"Green house mode"
XP		175,524	505,720	-5.0	5.0	8.0	0.5	0.0	90.0	"Green house mode"
XQ		175,519	505,723	-5.1	5.0	8.0	0.5	0.0	90.0	"Green house mode"
xQ		172,255	509,216	-2.8	5.0	8.0	0.5	0.0	90.0	"Green house mode"
XR		175,513	505,726	-5.1	5.0	8.0	0.5	0.0	90.0	"Green house mode"
xR		172,262	509,217	-2.4	5.0	8.0	0.5	0.0	90.0	"Green house mode"
xS		172,269	509,217	-2.1	5.0	8.0	0.5	0.0	90.0	"Green house mode"
XS		175,508	505,730	-5.1	5.0	8.0	0.5	0.0	90.0	"Green house mode"
XT		175,502	505,732	-5.1	5.0	8.0	0.5	0.0	90.0	"Green house mode"
xT		172,277	509,220	-1.7	5.0	8.0	0.5	0.0	90.0	"Green house mode"
xU		172,302	509,264	-2.3	5.0	8.0	0.5	0.0	90.0	"Green house mode"
XU		175,483	505,741	-5.0	5.0	8.0	0.5	0.0	90.0	"Green house mode"
xV		172,311	509,266	-2.2	5.0	8.0	0.5	0.0	90.0	"Green house mode"
XV		175,477	505,743	-5.0	5.0	8.0	0.5	0.0	90.0	"Green house mode"
xW		172,320	509,269	-2.1	5.0	8.0	0.5	0.0	90.0	"Green house mode"
XW		175,467	505,749	-5.0	5.0	8.0	0.5	0.0	90.0	"Green house mode"
XX		175,462	505,752	-5.0	5.0	8.0	0.5	0.0	90.0	"Green house mode"
xX		172,326	509,269	-2.0	5.0	8.0	0.5	0.0	90.0	"Green house mode"
xY		172,337	509,272	-2.2	5.0	8.0	0.5	0.0	90.0	"Green house mode"
XY		175,456	505,755	-5.0	5.0	8.0	0.5	0.0	90.0	"Green house mode"
XZ		175,450	505,758	-5.0	5.0	8.0	0.5	0.0	90.0	"Green house mode"
xZ		172,346	509,274	-2.4	5.0	8.0	0.5	0.0	90.0	"Green house mode"
Y		175,004	506,086	-6.3	5.0	8.0	0.5	0.0	90.0	"Green house mode"
-Y		172,166	508,602	-4.2	5.0	8.0	0.5	0.0	90.0	"Green house mode"
+Y		172,210	508,847	-3.2	5.0	8.0	0.5	0.0	90.0	"Green house mode"
yA		172,643	508,867	-3.8	5.0	8.0	0.5	0.0	90.0	"Green house mode"
YA		175,445	505,761	-5.0	5.0	8.0	0.5	0.0	90.0	"Green house mode"
YB		175,440	505,763	-5.0	5.0	8.0	0.5	0.0	90.0	"Green house mode"
yB		172,648	508,864	-3.8	5.0	8.0	0.5	0.0	90.0	"Green house mode"
YC		175,420	505,773	-5.0	5.0	8.0	0.5	0.0	90.0	"Green house mode"
yC		172,653	508,860	-3.8	5.0	8.0	0.5	0.0	90.0	"Green house mode"
yD		172,658	508,856	-3.8	5.0	8.0	0.5	0.0	90.0	"Green house mode"
YD		175,414	505,775	-5.0	5.0	8.0	0.5	0.0	90.0	"Green house mode"
YE		175,409	505,778	-5.0	5.0	8.0	0.5	0.0	90.0	"Green house mode"
yE		172,671	508,846	-3.9	5.0	8.0	0.5	0.0	90.0	"Green house mode"
YF		175,404	505,781	-5.0	5.0	8.0	0.5	0.0	90.0	"Green house mode"
yF		172,676	508,842	-3.8	5.0	8.0	0.5	0.0	90.0	"Green house mode"
yG		172,681	508,837	-3.7	5.0	8.0	0.5	0.0	90.0	"Green house mode"
YG		175,399	505,784	-5.0	5.0	8.0	0.5	0.0	90.0	"Green house mode"
YH		175,394	505,786	-5.0	5.0	8.0	0.5	0.0	90.0	"Green house mode"
yH		172,689	508,828	-3.8	5.0	8.0	0.5	0.0	90.0	"Green house mode"
YI		175,388	505,789	-5.0	5.0	8.0	0.5	0.0	90.0	"Green house mode"
yI		172,698	508,825	-3.8	5.0	8.0	0.5	0.0	90.0	"Green house mode"
YJ		175,384	505,791	-5.0	5.0	8.0	0.5	0.0	90.0	"Green house mode"
yJ		172,704	508,820	-3.9	5.0	8.0	0.5	0.0	90.0	"Green house mode"
YK		175,379	505,794	-5.0	5.0	8.0	0.5	0.0	90.0	"Green house mode"
yK		172,709	508,815	-3.9	5.0	8.0	0.5	0.0	90.0	"Green house mode"
YL		175,525	505,637	-5.5	5.0	8.0	0.5	0.0	90.0	"Green house mode"
yL		172,555	508,729	-3.0	5.0	8.0	0.5	0.0	90.0	"Green house mode"
yM		172,552	508,724	-2.9	5.0	8.0	0.5	0.0	90.0	"Green house mode"
YM		175,519	505,640	-5.6	5.0	8.0	0.5	0.0	90.0	"Green house mode"
YN		174,804	511,303	-5.2	5.0	8.0	0.5	0.0	90.0	"Green house mode"
yN		172,548	508,719	-2.9	5.0	8.0	0.5	0.0	90.0	"Green house mode"
YO		174,705	511,262	-3.4	5.0	8.0	0.5	0.0	90.0	"Green house mode"
yO		172,545	508,714	-2.8	5.0	8.0	0.5	0.0	90.0	"Green house mode"
YP		174,577	510,948	-5.3	5.0	8.0	0.5	0.0	90.0	"Green house mode"
yP		172,542	508,709	-2.8	5.0	8.0	0.5	0.0	90.0	"Green house mode"
yQ		172,538	508,704	-2.8	5.0	8.0	0.5	0.0	90.0	"Green house mode"
YQ		174,323	510,546	-4.1	5.0	8.0	0.5	0.0	90.0	"Green house mode"
yR		172,533	508,689	-3.0	5.0	8.0	0.5	0.0	90.0	"Green house mode"
YR		174,260	510,559	-4.5	5.0	8.0	0.5	0.0	90.0	"Green house mode"
YS		174,095	510,182	-3.1	5.0	8.0	0.5	0.0	90.0	"Green house mode"

To be continued on next page...

SHADOW - Main Result

Calculation: Slagschaduw WPBlauw - Vergunningen - Inrichting 1 Klokbekeertocht

...continued from previous page

No.	Name	X (east)	Y (north)	Z	Width	Height	Height a.g.l.	Degrees from south CW [°]	Slope of window [°]	Direction mode
	yS	172,538	508,686	-3.0	5.0	8.0	0.5	0.0	90.0	"Green house mode"
	YT	174,043	510,212	-2.3	5.0	8.0	0.5	0.0	90.0	"Green house mode"
	yT	172,543	508,682	-3.0	5.0	8.0	0.5	0.0	90.0	"Green house mode"
	YU	174,052	510,116	-3.2	5.0	8.0	0.5	0.0	90.0	"Green house mode"
	yU	172,548	508,679	-3.0	5.0	8.0	0.5	0.0	90.0	"Green house mode"
	yV	172,553	508,676	-3.0	5.0	8.0	0.5	0.0	90.0	"Green house mode"
	YV	174,015	510,165	-3.5	5.0	8.0	0.5	0.0	90.0	"Green house mode"
	yW	172,558	508,672	-3.0	5.0	8.0	0.5	0.0	90.0	"Green house mode"
	YW	173,674	509,630	-4.2	5.0	8.0	0.5	0.0	90.0	"Green house mode"
	yX	172,563	508,669	-3.1	5.0	8.0	0.5	0.0	90.0	"Green house mode"
	YX	173,432	509,123	-4.3	5.0	8.0	0.5	0.0	90.0	"Green house mode"
	YY	173,367	509,025	-4.1	5.0	8.0	0.5	0.0	90.0	"Green house mode"
	yY	172,568	508,665	-3.0	5.0	8.0	0.5	0.0	90.0	"Green house mode"
	yZ	172,534	509,225	-2.6	5.0	8.0	0.5	0.0	90.0	"Green house mode"
	YZ	175,557	505,505	-5.5	5.0	8.0	0.5	0.0	90.0	"Green house mode"
	-Z	172,406	508,980	-2.7	5.0	8.0	0.5	0.0	90.0	"Green house mode"
	Z	175,001	506,081	-6.1	5.0	8.0	0.5	0.0	90.0	"Green house mode"
	+Z	172,233	508,803	-4.2	5.0	8.0	0.5	0.0	90.0	"Green house mode"
	zA	172,563	509,221	-1.8	5.0	8.0	0.5	0.0	90.0	"Green house mode"
	ZA	175,545	505,503	-5.6	5.0	8.0	0.5	0.0	90.0	"Green house mode"
	zB	172,534	509,217	-2.5	5.0	8.0	0.5	0.0	90.0	"Green house mode"
	ZB	175,534	505,502	-5.6	5.0	8.0	0.5	0.0	90.0	"Green house mode"
	zC	172,562	509,213	-1.7	5.0	8.0	0.5	0.0	90.0	"Green house mode"
	ZC	175,522	505,500	-5.6	5.0	8.0	0.5	0.0	90.0	"Green house mode"
	zD	172,533	509,208	-2.4	5.0	8.0	0.5	0.0	90.0	"Green house mode"
	ZD	175,514	505,501	-5.6	5.0	8.0	0.5	0.0	90.0	"Green house mode"
	ZE	175,502	505,498	-5.6	5.0	8.0	0.5	0.0	90.0	"Green house mode"
	zE	172,563	509,206	-1.7	5.0	8.0	0.5	0.0	90.0	"Green house mode"
	ZF	175,488	505,498	-5.4	5.0	8.0	0.5	0.0	90.0	"Green house mode"
	zF	172,532	509,200	-2.2	5.0	8.0	0.5	0.0	90.0	"Green house mode"
	ZG	175,476	505,497	-5.2	5.0	8.0	0.5	0.0	90.0	"Green house mode"
	zG	172,562	509,197	-1.8	5.0	8.0	0.5	0.0	90.0	"Green house mode"
	zH	172,532	509,191	-2.1	5.0	8.0	0.5	0.0	90.0	"Green house mode"
	ZH	175,465	505,496	-5.1	5.0	8.0	0.5	0.0	90.0	"Green house mode"
	zI	172,561	509,189	-1.8	5.0	8.0	0.5	0.0	90.0	"Green house mode"
	ZI	175,455	505,493	-5.3	5.0	8.0	0.5	0.0	90.0	"Green house mode"
	ZJ	175,444	505,493	-5.6	5.0	8.0	0.5	0.0	90.0	"Green house mode"
	zJ	172,530	509,183	-2.1	5.0	8.0	0.5	0.0	90.0	"Green house mode"
	zK	172,560	509,179	-1.9	5.0	8.0	0.5	0.0	90.0	"Green house mode"
	ZK	175,339	505,921	-5.0	5.0	8.0	0.5	0.0	90.0	"Green house mode"
	ZL	175,304	505,906	-5.3	5.0	8.0	0.5	0.0	90.0	"Green house mode"
	zL	172,530	509,172	-2.3	5.0	8.0	0.5	0.0	90.0	"Green house mode"
	zM	172,559	509,173	-2.0	5.0	8.0	0.5	0.0	90.0	"Green house mode"
	ZM	175,333	505,923	-5.0	5.0	8.0	0.5	0.0	90.0	"Green house mode"
	zN	172,406	509,183	-3.9	5.0	8.0	0.5	0.0	90.0	"Green house mode"
	ZN	175,283	505,914	-5.9	5.0	8.0	0.5	0.0	90.0	"Green house mode"
	ZO	175,329	505,925	-5.0	5.0	8.0	0.5	0.0	90.0	"Green house mode"
	zO	172,411	509,179	-3.8	5.0	8.0	0.5	0.0	90.0	"Green house mode"
	ZP	175,266	505,921	-6.0	5.0	8.0	0.5	0.0	90.0	"Green house mode"
	zP	172,415	509,175	-3.7	5.0	8.0	0.5	0.0	90.0	"Green house mode"
	ZQ	175,324	505,928	-5.0	5.0	8.0	0.5	0.0	90.0	"Green house mode"
	zQ	172,422	509,173	-3.5	5.0	8.0	0.5	0.0	90.0	"Green house mode"
	ZR	175,218	505,699	-6.0	5.0	8.0	0.5	0.0	90.0	"Green house mode"
	zR	172,426	509,168	-3.4	5.0	8.0	0.5	0.0	90.0	"Green house mode"
	zS	172,431	509,164	-3.2	5.0	8.0	0.5	0.0	90.0	"Green house mode"
	ZS	175,597	505,844	-5.7	5.0	8.0	0.5	0.0	90.0	"Green house mode"
	ZT	175,457	505,658	-5.5	5.0	8.0	0.5	0.0	90.0	"Green house mode"
	zT	172,435	509,160	-3.1	5.0	8.0	0.5	0.0	90.0	"Green house mode"
	zU	172,436	509,153	-3.1	5.0	8.0	0.5	0.0	90.0	"Green house mode"
	ZU	175,526	505,837	-6.0	5.0	8.0	0.5	0.0	90.0	"Green house mode"
	ZV	175,205	505,583	-6.0	5.0	8.0	0.5	0.0	90.0	"Green house mode"
	zV	172,469	509,127	-3.0	5.0	8.0	0.5	0.0	90.0	"Green house mode"
	ZW	175,183	505,581	-6.0	5.0	8.0	0.5	0.0	90.0	"Green house mode"
	zW	172,481	509,116	-3.0	5.0	8.0	0.5	0.0	90.0	"Green house mode"
	zX	172,493	509,100	-2.7	5.0	8.0	0.5	0.0	90.0	"Green house mode"

To be continued on next page...

SHADOW - Main Result

Calculation: Slagschaduw WPBlauw - Vergunningen - Inrichting 1 Klokbekeertocht

...continued from previous page

No.	Name	X (east)	Y (north)	Z	Width [m]	Height [m]	Height a.g.l. [m]	Degrees from south CW [°]	Slope of window [°]	Direction mode
	ZX	175,356	505,912	-5.0	5.0	8.0	0.5	0.0	90.0	"Green house mode"
	ZY	175,401	505,695	-5.8	5.0	8.0	0.5	0.0	90.0	"Green house mode"
	ZY	172,512	509,089	-2.1	5.0	8.0	0.5	0.0	90.0	"Green house mode"
	ZZ	175,002	505,606	-6.0	5.0	8.0	0.5	0.0	90.0	"Green house mode"
	ZZ	172,635	508,924	-4.0	5.0	8.0	0.5	0.0	90.0	"Green house mode"

Calculation Results

Shadow receptor

No.	Name	Shadow, worst case			Shadow, expected values	
		Shadow hours per year [h/year]	Shadow days per year [days/year]	Max shadow hours per day [h/day]	Shadow hours per year [h/year]	Shadow hours per year [h/year]
	A	0:00	0	0:00	0:00	0:00
	B	0:00	0	0:00	0:00	0:00
	C	0:00	0	0:00	0:00	0:00
	D	0:00	0	0:00	0:00	0:00
	E	0:00	0	0:00	0:00	0:00
	F	0:00	0	0:00	0:00	0:00
	G	0:00	0	0:00	0:00	0:00
	H	0:00	0	0:00	0:00	0:00
	I	0:00	0	0:00	0:00	0:00
	J	0:00	0	0:00	0:00	0:00
	K	0:00	0	0:00	0:00	0:00
	L	0:00	0	0:00	0:00	0:00
	M	0:00	0	0:00	0:00	0:00
	N	0:00	0	0:00	0:00	0:00
	O	0:00	0	0:00	0:00	0:00
	P	0:00	0	0:00	0:00	0:00
	Q	0:00	0	0:00	0:00	0:00
	R	0:00	0	0:00	0:00	0:00
	S	0:00	0	0:00	0:00	0:00
	T	0:00	0	0:00	0:00	0:00
	U	0:00	0	0:00	0:00	0:00
	V	0:00	0	0:00	0:00	0:00
	W	0:00	0	0:00	0:00	0:00
	X	0:00	0	0:00	0:00	0:00
	Y	0:00	0	0:00	0:00	0:00
	Z	0:00	0	0:00	0:00	0:00
	[A	0:00	0	0:00	0:00	0:00
	[B	0:00	0	0:00	0:00	0:00
	[C	0:00	0	0:00	0:00	0:00
	[D	0:00	0	0:00	0:00	0:00
	[E	0:00	0	0:00	0:00	0:00
	[F	0:00	0	0:00	0:00	0:00
	[G	0:00	0	0:00	0:00	0:00
	[H	0:00	0	0:00	0:00	0:00
	[I	0:00	0	0:00	0:00	0:00
	[J	0:00	0	0:00	0:00	0:00
	[K	0:00	0	0:00	0:00	0:00
	[L	0:00	0	0:00	0:00	0:00
	[M	0:00	0	0:00	0:00	0:00
	[N	0:00	0	0:00	0:00	0:00
	[O	0:00	0	0:00	0:00	0:00
	[P	0:00	0	0:00	0:00	0:00
	[Q	0:00	0	0:00	0:00	0:00
	[R	0:00	0	0:00	0:00	0:00
	[S	0:00	0	0:00	0:00	0:00
	[T	0:00	0	0:00	0:00	0:00
	[U	0:00	0	0:00	0:00	0:00
	[V	0:00	0	0:00	0:00	0:00
	[W	0:00	0	0:00	0:00	0:00
	[X	0:00	0	0:00	0:00	0:00

To be continued on next page...

SHADOW - Main Result

Calculation: Slagschaduw WPBlauw - Vergunningen - Inrichting 1 Klokbekeertocht

...continued from previous page

No.	Name	Shadow, worst case			Shadow, expected values
		Shadow hours per year [h/year]	Shadow days per year [days/year]	Max shadow hours per day [h/day]	Shadow hours per year [h/year]
	[Y	0:00	0	0:00	0:00
	[Z	0:00	0	0:00	0:00
	\A	0:00	0	0:00	0:00
	\B	0:00	0	0:00	0:00
	\C	0:00	0	0:00	0:00
	\D	0:00	0	0:00	0:00
	\E	0:00	0	0:00	0:00
	\F	0:00	0	0:00	0:00
	\G	0:00	0	0:00	0:00
	\H	0:00	0	0:00	0:00
	\I	0:00	0	0:00	0:00
	\J	0:00	0	0:00	0:00
	\K	0:00	0	0:00	0:00
	\L	0:00	0	0:00	0:00
	\M	0:00	0	0:00	0:00
	\N	0:00	0	0:00	0:00
	\O	0:00	0	0:00	0:00
	\P	0:00	0	0:00	0:00
	\Q	0:00	0	0:00	0:00
	\R	0:00	0	0:00	0:00
	\S	0:00	0	0:00	0:00
	\T	0:00	0	0:00	0:00
	\U	0:00	0	0:00	0:00
	\V	0:00	0	0:00	0:00
	\W	0:00	0	0:00	0:00
	\X	0:00	0	0:00	0:00
	\Y	0:00	0	0:00	0:00
	\Z	0:00	0	0:00	0:00
]A	0:00	0	0:00	0:00
]B	0:00	0	0:00	0:00
]C	0:00	0	0:00	0:00
]D	0:00	0	0:00	0:00
]E	0:00	0	0:00	0:00
]F	0:00	0	0:00	0:00
]G	0:00	0	0:00	0:00
]H	0:00	0	0:00	0:00
]I	0:00	0	0:00	0:00
]J	0:00	0	0:00	0:00
]K	0:00	0	0:00	0:00
]L	0:00	0	0:00	0:00
]M	0:00	0	0:00	0:00
]N	0:00	0	0:00	0:00
]O	0:00	0	0:00	0:00
]P	0:00	0	0:00	0:00
]Q	0:00	0	0:00	0:00
]R	0:00	0	0:00	0:00
]S	0:00	0	0:00	0:00
]T	0:00	0	0:00	0:00
]U	0:00	0	0:00	0:00
]V	0:00	0	0:00	0:00
]W	0:00	0	0:00	0:00
]X	0:00	0	0:00	0:00
]Y	0:00	0	0:00	0:00
]Z	0:00	0	0:00	0:00
	^A	0:00	0	0:00	0:00
	^B	0:00	0	0:00	0:00
	^C	0:00	0	0:00	0:00
	^D	0:00	0	0:00	0:00
	^E	0:00	0	0:00	0:00
	^F	0:00	0	0:00	0:00
	^G	0:00	0	0:00	0:00
	^H	0:00	0	0:00	0:00
	^I	0:00	0	0:00	0:00

To be continued on next page...

SHADOW - Main Result

Calculation: Slagschaduw WPBlauw - Vergunningen - Inrichting 1 Klokbekeertocht

...continued from previous page

No.	Name	Shadow, worst case			Shadow, expected values
		Shadow hours per year [h/year]	Shadow days per year [days/year]	Max shadow hours per day [h/day]	Shadow hours per year [h/year]
	^J	0:00	0	0:00	0:00
	^K	0:00	0	0:00	0:00
	^L	0:00	0	0:00	0:00
	^M	0:00	0	0:00	0:00
	^N	0:00	0	0:00	0:00
	^O	0:00	0	0:00	0:00
	^P	0:00	0	0:00	0:00
	^Q	0:00	0	0:00	0:00
	^R	0:00	0	0:00	0:00
	^S	0:00	0	0:00	0:00
	^T	0:00	0	0:00	0:00
	^U	0:00	0	0:00	0:00
	^V	0:00	0	0:00	0:00
	^W	0:00	0	0:00	0:00
	^X	0:00	0	0:00	0:00
	^Y	0:00	0	0:00	0:00
	^Z	0:00	0	0:00	0:00
	_A	0:00	0	0:00	0:00
	_B	0:00	0	0:00	0:00
	_C	0:00	0	0:00	0:00
	_D	0:00	0	0:00	0:00
	_E	0:00	0	0:00	0:00
	_F	0:00	0	0:00	0:00
	_G	0:00	0	0:00	0:00
	_H	0:00	0	0:00	0:00
	_I	0:00	0	0:00	0:00
	_J	0:00	0	0:00	0:00
	_K	0:00	0	0:00	0:00
	_L	0:00	0	0:00	0:00
	_M	0:00	0	0:00	0:00
	_N	0:00	0	0:00	0:00
	_O	0:00	0	0:00	0:00
	_P	0:00	0	0:00	0:00
	_Q	0:00	0	0:00	0:00
	_R	0:00	0	0:00	0:00
	_S	0:00	0	0:00	0:00
	_T	0:00	0	0:00	0:00
	_U	0:00	0	0:00	0:00
	_V	0:00	0	0:00	0:00
	_W	0:00	0	0:00	0:00
	_X	0:00	0	0:00	0:00
	_Y	0:00	0	0:00	0:00
	_Z	0:00	0	0:00	0:00
	`A	0:00	0	0:00	0:00
	`B	0:00	0	0:00	0:00
	`C	0:00	0	0:00	0:00
	`D	0:00	0	0:00	0:00
	`E	0:00	0	0:00	0:00
	`F	0:00	0	0:00	0:00
	`G	0:00	0	0:00	0:00
	`H	0:00	0	0:00	0:00
	`I	0:00	0	0:00	0:00
	`J	0:00	0	0:00	0:00
	`K	0:00	0	0:00	0:00
	`L	0:00	0	0:00	0:00
	`M	0:00	0	0:00	0:00
	`N	0:00	0	0:00	0:00
	`O	0:00	0	0:00	0:00
	`P	0:00	0	0:00	0:00
	`Q	0:00	0	0:00	0:00
	`R	0:00	0	0:00	0:00
	`S	0:00	0	0:00	0:00
	`T	0:00	0	0:00	0:00

To be continued on next page...

SHADOW - Main Result

Calculation: Slagschaduw WPBlauw - Vergunningen - Inrichting 1 Klokbekeertocht

...continued from previous page

No.	Name	Shadow, worst case			Shadow, expected values
		Shadow hours per year [h/year]	Shadow days per year [days/year]	Max shadow hours per day [h/day]	Shadow hours per year [h/year]
	`U	0:00	0	0:00	0:00
	`V	0:00	0	0:00	0:00
	`W	0:00	0	0:00	0:00
	`X	0:00	0	0:00	0:00
	`Y	0:00	0	0:00	0:00
	`Z	0:00	0	0:00	0:00
	{A	0:00	0	0:00	0:00
	{B	0:00	0	0:00	0:00
	{C	0:00	0	0:00	0:00
	{D	0:00	0	0:00	0:00
	{E	0:00	0	0:00	0:00
	{F	0:00	0	0:00	0:00
	{G	0:00	0	0:00	0:00
	{H	0:00	0	0:00	0:00
	{I	0:00	0	0:00	0:00
	{J	0:00	0	0:00	0:00
	{K	0:00	0	0:00	0:00
	{L	0:00	0	0:00	0:00
	{M	0:00	0	0:00	0:00
	{N	0:00	0	0:00	0:00
	{O	0:00	0	0:00	0:00
	{P	0:00	0	0:00	0:00
	{Q	0:00	0	0:00	0:00
	{R	0:00	0	0:00	0:00
	{S	0:00	0	0:00	0:00
	{T	0:00	0	0:00	0:00
	{U	0:00	0	0:00	0:00
	{V	0:00	0	0:00	0:00
	{W	0:00	0	0:00	0:00
	{X	0:00	0	0:00	0:00
	{Y	0:00	0	0:00	0:00
	{Z	0:00	0	0:00	0:00
	A	0:00	0	0:00	0:00
	B	0:00	0	0:00	0:00
	C	0:00	0	0:00	0:00
	D	0:00	0	0:00	0:00
	E	0:00	0	0:00	0:00
	F	0:00	0	0:00	0:00
	G	0:00	0	0:00	0:00
	H	0:00	0	0:00	0:00
	I	0:00	0	0:00	0:00
	J	0:00	0	0:00	0:00
	K	0:00	0	0:00	0:00
	L	0:00	0	0:00	0:00
	M	0:00	0	0:00	0:00
	N	0:00	0	0:00	0:00
	O	0:00	0	0:00	0:00
	P	0:00	0	0:00	0:00
	Q	0:00	0	0:00	0:00
	R	0:00	0	0:00	0:00
	S	0:00	0	0:00	0:00
	T	0:00	0	0:00	0:00
	U	0:00	0	0:00	0:00
	V	0:00	0	0:00	0:00
	W	0:00	0	0:00	0:00
	X	0:00	0	0:00	0:00
	Y	0:00	0	0:00	0:00
	Z	0:00	0	0:00	0:00
	}A	0:00	0	0:00	0:00
	}B	0:00	0	0:00	0:00
	}C	0:00	0	0:00	0:00
	}D	0:00	0	0:00	0:00
	}E	0:00	0	0:00	0:00

To be continued on next page...

SHADOW - Main Result

Calculation: Slagschaduw WPBlauw - Vergunningen - Inrichting 1 Klokbekeertocht

...continued from previous page

No.	Name	Shadow, worst case			Shadow, expected values
		Shadow hours per year [h/year]	Shadow days per year [days/year]	Max shadow hours per day [h/day]	Shadow hours per year [h/year]
	}F	0:00	0	0:00	0:00
	}G	0:00	0	0:00	0:00
	}H	0:00	0	0:00	0:00
	}I	0:00	0	0:00	0:00
	}J	0:00	0	0:00	0:00
	}K	0:00	0	0:00	0:00
	}L	0:00	0	0:00	0:00
	}M	0:00	0	0:00	0:00
	}N	0:00	0	0:00	0:00
	}O	0:00	0	0:00	0:00
	}P	0:00	0	0:00	0:00
	}Q	0:00	0	0:00	0:00
	}R	0:00	0	0:00	0:00
	}S	0:00	0	0:00	0:00
	}T	0:00	0	0:00	0:00
	}U	0:00	0	0:00	0:00
	}V	0:00	0	0:00	0:00
	}W	0:00	0	0:00	0:00
	}X	0:00	0	0:00	0:00
	}Y	0:00	0	0:00	0:00
	}Z	0:00	0	0:00	0:00
	~A	0:00	0	0:00	0:00
	~B	0:00	0	0:00	0:00
	~C	0:00	0	0:00	0:00
	~D	0:00	0	0:00	0:00
	~E	0:00	0	0:00	0:00
	~F	0:00	0	0:00	0:00
	~G	0:00	0	0:00	0:00
	~H	0:00	0	0:00	0:00
	~I	0:00	0	0:00	0:00
	~J	0:00	0	0:00	0:00
	~K	0:00	0	0:00	0:00
	~L	0:00	0	0:00	0:00
	~M	0:00	0	0:00	0:00
	~N	0:00	0	0:00	0:00
	~O	0:00	0	0:00	0:00
	~P	0:00	0	0:00	0:00
	~Q	0:00	0	0:00	0:00
	~R	0:00	0	0:00	0:00
	~S	0:00	0	0:00	0:00
	~T	0:00	0	0:00	0:00
	~U	0:00	0	0:00	0:00
	~V	0:00	0	0:00	0:00
	~W	0:00	0	0:00	0:00
	~X	0:00	0	0:00	0:00
	~Y	0:00	0	0:00	0:00
	~Z	0:00	0	0:00	0:00
	iA	0:00	0	0:00	0:00
	iB	0:00	0	0:00	0:00
	iC	0:00	0	0:00	0:00
	iD	0:00	0	0:00	0:00
	iE	0:00	0	0:00	0:00
	iF	0:00	0	0:00	0:00
	iG	0:00	0	0:00	0:00
	iH	0:00	0	0:00	0:00
	iI	0:00	0	0:00	0:00
	iJ	0:00	0	0:00	0:00
	iK	0:00	0	0:00	0:00
	iL	0:00	0	0:00	0:00
	iM	0:00	0	0:00	0:00
	iN	0:00	0	0:00	0:00
	iO	0:00	0	0:00	0:00
	iP	0:00	0	0:00	0:00

To be continued on next page...

SHADOW - Main Result

Calculation: Slagschaduw WPBlauw - Vergunningen - Inrichting 1 Klokbekeertocht

...continued from previous page

No.	Name	Shadow, worst case			Shadow, expected values
		Shadow hours per year [h/year]	Shadow days per year [days/year]	Max shadow hours per day [h/day]	Shadow hours per year [h/year]
	iQ	0:00	0	0:00	0:00
	iR	0:00	0	0:00	0:00
	iS	0:00	0	0:00	0:00
	iT	0:00	0	0:00	0:00
	iU	0:00	0	0:00	0:00
	iV	0:00	0	0:00	0:00
	iW	0:00	0	0:00	0:00
	iX	0:00	0	0:00	0:00
	iY	0:00	0	0:00	0:00
	iZ	0:00	0	0:00	0:00
	IA	0:00	0	0:00	0:00
	IB	0:00	0	0:00	0:00
	IC	0:00	0	0:00	0:00
	ID	0:00	0	0:00	0:00
	IE	0:00	0	0:00	0:00
	IF	0:00	0	0:00	0:00
	IG	0:00	0	0:00	0:00
	IH	0:00	0	0:00	0:00
	II	0:00	0	0:00	0:00
	IJ	0:00	0	0:00	0:00
	IK	0:00	0	0:00	0:00
	IL	0:00	0	0:00	0:00
	IM	0:00	0	0:00	0:00
	IN	0:00	0	0:00	0:00
	IO	0:00	0	0:00	0:00
	IP	0:00	0	0:00	0:00
	IQ	0:00	0	0:00	0:00
	IR	0:00	0	0:00	0:00
	IS	0:00	0	0:00	0:00
	IT	0:00	0	0:00	0:00
	IU	0:00	0	0:00	0:00
	IV	0:00	0	0:00	0:00
	IW	0:00	0	0:00	0:00
	IX	0:00	0	0:00	0:00
	IY	0:00	0	0:00	0:00
	IZ	0:00	0	0:00	0:00
	IA	0:00	0	0:00	0:00
	IB	0:00	0	0:00	0:00
	IC	0:00	0	0:00	0:00
	ID	0:00	0	0:00	0:00
	IE	0:00	0	0:00	0:00
	IF	0:00	0	0:00	0:00
	IG	0:00	0	0:00	0:00
	IH	0:00	0	0:00	0:00
	II	0:00	0	0:00	0:00
	IJ	0:00	0	0:00	0:00
	IK	0:00	0	0:00	0:00
	IL	0:00	0	0:00	0:00
	IM	0:00	0	0:00	0:00
	IN	0:00	0	0:00	0:00
	IO	0:00	0	0:00	0:00
	IP	0:00	0	0:00	0:00
	IQ	0:00	0	0:00	0:00
	IR	0:00	0	0:00	0:00
	IS	0:00	0	0:00	0:00
	IT	0:00	0	0:00	0:00
	IU	0:00	0	0:00	0:00
	IV	0:00	0	0:00	0:00
	IW	0:00	0	0:00	0:00
	IX	0:00	0	0:00	0:00
	IY	0:00	0	0:00	0:00
	IZ	0:00	0	0:00	0:00
	IA	0:00	0	0:00	0:00

To be continued on next page...

SHADOW - Main Result

Calculation: Slagschaduw WPBlauw - Vergunningen - Inrichting 1 Klokbekeertocht

...continued from previous page

No.	Name	Shadow, worst case			Shadow, expected values
		Shadow hours per year [h/year]	Shadow days per year [days/year]	Max shadow hours per day [h/day]	Shadow hours per year [h/year]
	~B	0:00	0	0:00	0:00
	~C	0:00	0	0:00	0:00
	~D	0:00	0	0:00	0:00
	~E	0:00	0	0:00	0:00
	~F	0:00	0	0:00	0:00
	~G	0:00	0	0:00	0:00
	~H	0:00	0	0:00	0:00
	~I	0:00	0	0:00	0:00
	~J	0:00	0	0:00	0:00
	~K	0:00	0	0:00	0:00
	~L	0:00	0	0:00	0:00
	~M	0:00	0	0:00	0:00
	~N	0:00	0	0:00	0:00
	~O	0:00	0	0:00	0:00
	~P	0:00	0	0:00	0:00
	~Q	0:00	0	0:00	0:00
	~R	0:00	0	0:00	0:00
	~S	0:00	0	0:00	0:00
	~T	0:00	0	0:00	0:00
	~U	0:00	0	0:00	0:00
	~V	0:00	0	0:00	0:00
	~W	0:00	0	0:00	0:00
	~X	0:00	0	0:00	0:00
	~Y	0:00	0	0:00	0:00
	~Z	0:00	0	0:00	0:00
	^A	0:00	0	0:00	0:00
	^B	0:00	0	0:00	0:00
	^C	0:00	0	0:00	0:00
	^D	0:00	0	0:00	0:00
	^E	0:00	0	0:00	0:00
	^F	0:00	0	0:00	0:00
	^G	0:00	0	0:00	0:00
	^H	0:00	0	0:00	0:00
	^I	0:00	0	0:00	0:00
	^J	0:00	0	0:00	0:00
	^K	0:00	0	0:00	0:00
	^L	0:00	0	0:00	0:00
	^M	0:00	0	0:00	0:00
	^N	0:00	0	0:00	0:00
	^O	0:00	0	0:00	0:00
	^P	0:00	0	0:00	0:00
	^Q	0:00	0	0:00	0:00
	^R	0:00	0	0:00	0:00
	^S	0:00	0	0:00	0:00
	^T	0:00	0	0:00	0:00
	^U	0:00	0	0:00	0:00
	^V	0:00	0	0:00	0:00
	^W	0:00	0	0:00	0:00
	^X	0:00	0	0:00	0:00
	^Y	0:00	0	0:00	0:00
	^Z	0:00	0	0:00	0:00
	„A	0:00	0	0:00	0:00
	„B	0:00	0	0:00	0:00
	„C	0:00	0	0:00	0:00
	„D	0:00	0	0:00	0:00
	„E	0:00	0	0:00	0:00
	„F	0:00	0	0:00	0:00
	„G	0:00	0	0:00	0:00
	„H	0:00	0	0:00	0:00
	„I	0:00	0	0:00	0:00
	„J	0:00	0	0:00	0:00
	„K	0:00	0	0:00	0:00
	„L	0:00	0	0:00	0:00

To be continued on next page...

SHADOW - Main Result

Calculation: Slagschaduw WPBlauw - Vergunningen - Inrichting 1 Klokbekeertocht

...continued from previous page

No.	Name	Shadow, worst case			Shadow, expected values
		Shadow hours per year [h/year]	Shadow days per year [days/year]	Max shadow hours per day [h/day]	Shadow hours per year [h/year]
	M	0:00	0	0:00	0:00
	N	0:00	0	0:00	0:00
	O	0:00	0	0:00	0:00
	P	0:00	0	0:00	0:00
	Q	0:00	0	0:00	0:00
	R	0:00	0	0:00	0:00
	S	0:00	0	0:00	0:00
	T	0:00	0	0:00	0:00
	U	0:00	0	0:00	0:00
	V	0:00	0	0:00	0:00
	W	0:00	0	0:00	0:00
	X	0:00	0	0:00	0:00
	Y	0:00	0	0:00	0:00
	Z	0:00	0	0:00	0:00
	¿A	0:00	0	0:00	0:00
	¿B	0:00	0	0:00	0:00
	¿C	0:00	0	0:00	0:00
	¿D	0:00	0	0:00	0:00
	¿E	0:00	0	0:00	0:00
	¿F	0:00	0	0:00	0:00
	¿G	0:00	0	0:00	0:00
	¿H	0:00	0	0:00	0:00
	¿I	0:00	0	0:00	0:00
	¿J	0:00	0	0:00	0:00
	¿K	0:00	0	0:00	0:00
	¿L	0:00	0	0:00	0:00
	¿M	0:00	0	0:00	0:00
	¿N	0:00	0	0:00	0:00
	¿O	0:00	0	0:00	0:00
	¿P	0:00	0	0:00	0:00
	¿Q	0:00	0	0:00	0:00
	¿R	0:00	0	0:00	0:00
	¿S	0:00	0	0:00	0:00
	¿T	0:00	0	0:00	0:00
	¿U	0:00	0	0:00	0:00
	¿V	0:00	0	0:00	0:00
	¿W	0:00	0	0:00	0:00
	¿X	0:00	0	0:00	0:00
	¿Y	0:00	0	0:00	0:00
	¿Z	0:00	0	0:00	0:00
	¢A	0:00	0	0:00	0:00
	¢B	0:00	0	0:00	0:00
	¢C	0:00	0	0:00	0:00
	¢D	0:00	0	0:00	0:00
	¢E	0:00	0	0:00	0:00
	¢F	0:00	0	0:00	0:00
	¢G	0:00	0	0:00	0:00
	¢H	0:00	0	0:00	0:00
	¢I	0:00	0	0:00	0:00
	¢J	0:00	0	0:00	0:00
	¢K	0:00	0	0:00	0:00
	¢L	0:00	0	0:00	0:00
	¢M	0:00	0	0:00	0:00
	¢N	0:00	0	0:00	0:00
	¢O	0:00	0	0:00	0:00
	¢P	0:00	0	0:00	0:00
	¢Q	0:00	0	0:00	0:00
	¢R	0:00	0	0:00	0:00
	¢S	0:00	0	0:00	0:00
	¢T	0:00	0	0:00	0:00
	¢U	0:00	0	0:00	0:00
	¢V	0:00	0	0:00	0:00
	¢W	0:00	0	0:00	0:00

To be continued on next page...

SHADOW - Main Result

Calculation: Slagschaduw WPBlauw - Vergunningen - Inrichting 1 Klokbekeertocht

...continued from previous page

No.	Name	Shadow, worst case			Shadow, expected values	
		Shadow hours per year [h/year]	Shadow days per year [days/year]	Max shadow hours per day [h/day]	Shadow hours per year [h/year]	
	¢X	0:00	0	0:00	0:00	
	¢Y	0:00	0	0:00	0:00	
	¢Z	0:00	0	0:00	0:00	
	£A	0:00	0	0:00	0:00	
	£B	0:00	0	0:00	0:00	
	£C	0:00	0	0:00	0:00	
	£D	0:00	0	0:00	0:00	
	£E	0:00	0	0:00	0:00	
	£F	0:00	0	0:00	0:00	
	£G	0:00	0	0:00	0:00	
	£H	0:00	0	0:00	0:00	
	£I	0:00	0	0:00	0:00	
	£J	0:00	0	0:00	0:00	
	£K	0:00	0	0:00	0:00	
	£L	0:00	0	0:00	0:00	
	£M	0:00	0	0:00	0:00	
	£N	0:00	0	0:00	0:00	
	£O	0:00	0	0:00	0:00	
	£P	0:00	0	0:00	0:00	
	£Q	0:00	0	0:00	0:00	
	£R	0:00	0	0:00	0:00	
	£S	0:00	0	0:00	0:00	
	£T	0:00	0	0:00	0:00	
	£U	0:00	0	0:00	0:00	
	£V	0:00	0	0:00	0:00	
	£W	0:00	0	0:00	0:00	
	£X	0:00	0	0:00	0:00	
	£Y	0:00	0	0:00	0:00	
	£Z	0:00	0	0:00	0:00	
	ⓂA	0:00	0	0:00	0:00	
	ⓂB	0:00	0	0:00	0:00	
	ⓂC	0:00	0	0:00	0:00	
	ⓂD	0:00	0	0:00	0:00	
	ⓂE	0:00	0	0:00	0:00	
	ⓂF	0:00	0	0:00	0:00	
	ⓂG	0:00	0	0:00	0:00	
	ⓂH	0:00	0	0:00	0:00	
	ⓂI	0:00	0	0:00	0:00	
	ⓂJ	0:00	0	0:00	0:00	
	ⓂK	0:00	0	0:00	0:00	
	ⓂL	0:00	0	0:00	0:00	
	ⓂM	0:00	0	0:00	0:00	
	ⓂN	0:00	0	0:00	0:00	
	ⓂO	0:00	0	0:00	0:00	
	ⓂP	0:00	0	0:00	0:00	
	ⓂQ	0:00	0	0:00	0:00	
	ⓂR	0:00	0	0:00	0:00	
	ⓂS	0:00	0	0:00	0:00	
	ⓂT	0:00	0	0:00	0:00	
	ⓂU	0:00	0	0:00	0:00	
	ⓂV	0:00	0	0:00	0:00	
	ⓂW	0:00	0	0:00	0:00	
	ⓂX	0:00	0	0:00	0:00	
	ⓂY	0:00	0	0:00	0:00	
	ⓂZ	0:00	0	0:00	0:00	
	¥A	0:00	0	0:00	0:00	
	¥B	0:00	0	0:00	0:00	
	¥C	0:00	0	0:00	0:00	
	¥D	0:00	0	0:00	0:00	
	¥E	0:00	0	0:00	0:00	
	¥F	0:00	0	0:00	0:00	
	¥G	0:00	0	0:00	0:00	
	¥H	0:00	0	0:00	0:00	

To be continued on next page...

SHADOW - Main Result

Calculation: Slagschaduw WPBlauw - Vergunningen - Inrichting 1 Klokbekeertocht

...continued from previous page

No.	Name	Shadow, worst case			Shadow, expected values	
		Shadow hours per year [h/year]	Shadow days per year [days/year]	Max shadow hours per day [h/day]	Shadow hours per year [h/year]	
	¥I	0:00	0	0:00	0:00	
	¥J	0:00	0	0:00	0:00	
	¥K	0:00	0	0:00	0:00	
	¥L	0:00	0	0:00	0:00	
	¥M	0:00	0	0:00	0:00	
	¥N	0:00	0	0:00	0:00	
	¥O	0:00	0	0:00	0:00	
	¥P	0:00	0	0:00	0:00	
	¥Q	0:00	0	0:00	0:00	
	¥R	0:00	0	0:00	0:00	
	¥S	0:00	0	0:00	0:00	
	¥T	0:00	0	0:00	0:00	
	¥U	0:00	0	0:00	0:00	
	¥V	0:00	0	0:00	0:00	
	¥W	0:00	0	0:00	0:00	
	¥X	0:00	0	0:00	0:00	
	¥Y	0:00	0	0:00	0:00	
	¥Z	0:00	0	0:00	0:00	
	±A	0:00	0	0:00	0:00	
	±B	0:00	0	0:00	0:00	
	±C	0:00	0	0:00	0:00	
	±D	0:00	0	0:00	0:00	
	±E	0:00	0	0:00	0:00	
	±F	0:00	0	0:00	0:00	
	±G	0:00	0	0:00	0:00	
	±H	0:00	0	0:00	0:00	
	±I	0:00	0	0:00	0:00	
	±J	0:00	0	0:00	0:00	
	±K	0:00	0	0:00	0:00	
	±L	0:00	0	0:00	0:00	
	±M	0:00	0	0:00	0:00	
	±N	0:00	0	0:00	0:00	
	±O	0:00	0	0:00	0:00	
	±P	0:00	0	0:00	0:00	
	±Q	0:00	0	0:00	0:00	
	±R	0:00	0	0:00	0:00	
	±S	0:00	0	0:00	0:00	
	±T	0:00	0	0:00	0:00	
	±U	0:00	0	0:00	0:00	
	±V	0:00	0	0:00	0:00	
	±W	0:00	0	0:00	0:00	
	±X	0:00	0	0:00	0:00	
	±Y	0:00	0	0:00	0:00	
	±Z	0:00	0	0:00	0:00	
	«A	0:00	0	0:00	0:00	
	«B	0:00	0	0:00	0:00	
	«C	0:00	0	0:00	0:00	
	«D	0:00	0	0:00	0:00	
	«E	0:00	0	0:00	0:00	
	«F	0:00	0	0:00	0:00	
	«G	0:00	0	0:00	0:00	
	«H	0:00	0	0:00	0:00	
	«I	0:00	0	0:00	0:00	
	«J	0:00	0	0:00	0:00	
	«K	0:00	0	0:00	0:00	
	«L	0:00	0	0:00	0:00	
	«M	0:00	0	0:00	0:00	
	«N	0:00	0	0:00	0:00	
	«O	0:00	0	0:00	0:00	
	«P	0:00	0	0:00	0:00	
	«Q	0:00	0	0:00	0:00	
	«R	0:00	0	0:00	0:00	
	«S	0:00	0	0:00	0:00	

To be continued on next page...

SHADOW - Main Result

Calculation: Slagschaduw WPBlauw - Vergunningen - Inrichting 1 Klokbekeertocht

...continued from previous page

No.	Name	Shadow, worst case			Shadow, expected values
		Shadow hours per year [h/year]	Shadow days per year [days/year]	Max shadow hours per day [h/day]	Shadow hours per year [h/year]
	«T	0:00	0	0:00	0:00
	«U	0:00	0	0:00	0:00
	«V	0:00	0	0:00	0:00
	«W	0:00	0	0:00	0:00
	«X	0:00	0	0:00	0:00
	«Y	0:00	0	0:00	0:00
	«Z	0:00	0	0:00	0:00
	»A	0:00	0	0:00	0:00
	»B	0:00	0	0:00	0:00
	»C	0:00	0	0:00	0:00
	»D	0:00	0	0:00	0:00
	»E	0:00	0	0:00	0:00
	»F	0:00	0	0:00	0:00
	»G	0:00	0	0:00	0:00
	»H	0:00	0	0:00	0:00
	»I	0:00	0	0:00	0:00
	»J	0:00	0	0:00	0:00
	»K	0:00	0	0:00	0:00
	»L	0:00	0	0:00	0:00
	»M	0:00	0	0:00	0:00
	»N	0:00	0	0:00	0:00
	»O	0:00	0	0:00	0:00
	»P	0:00	0	0:00	0:00
	»Q	0:00	0	0:00	0:00
	»R	0:00	0	0:00	0:00
	»S	0:00	0	0:00	0:00
	»T	0:00	0	0:00	0:00
	»U	0:00	0	0:00	0:00
	»V	0:00	0	0:00	0:00
	»W	0:00	0	0:00	0:00
	»X	0:00	0	0:00	0:00
	»Y	0:00	0	0:00	0:00
	»Z	0:00	0	0:00	0:00
	§A	0:00	0	0:00	0:00
	§B	0:00	0	0:00	0:00
	§C	0:00	0	0:00	0:00
	§D	0:00	0	0:00	0:00
	§E	0:00	0	0:00	0:00
	§F	0:00	0	0:00	0:00
	§G	0:00	0	0:00	0:00
	§H	0:00	0	0:00	0:00
	§I	0:00	0	0:00	0:00
	§J	0:00	0	0:00	0:00
	§K	0:00	0	0:00	0:00
	§L	0:00	0	0:00	0:00
	§M	0:00	0	0:00	0:00
	§N	0:00	0	0:00	0:00
	§O	0:00	0	0:00	0:00
	§P	0:00	0	0:00	0:00
	§Q	0:00	0	0:00	0:00
	§R	0:00	0	0:00	0:00
	§S	0:00	0	0:00	0:00
	§T	0:00	0	0:00	0:00
	§U	0:00	0	0:00	0:00
	§V	0:00	0	0:00	0:00
	§W	0:00	0	0:00	0:00
	§X	0:00	0	0:00	0:00
	§Y	0:00	0	0:00	0:00
	§Z	0:00	0	0:00	0:00
	©A	0:00	0	0:00	0:00
	©B	0:00	0	0:00	0:00
	©C	0:00	0	0:00	0:00
	©D	0:00	0	0:00	0:00

To be continued on next page...

SHADOW - Main Result

Calculation: Slagschaduw WPBlauw - Vergunningen - Inrichting 1 Klokbekeertocht

...continued from previous page

No.	Name	Shadow, worst case			Shadow, expected values	
		Shadow hours per year [h/year]	Shadow days per year [days/year]	Max shadow hours per day [h/day]	Shadow hours per year [h/year]	
	©E	0:00	0	0:00	0:00	
	©F	0:00	0	0:00	0:00	
	©G	0:00	0	0:00	0:00	
	©H	0:00	0	0:00	0:00	
	©I	0:00	0	0:00	0:00	
	©J	0:00	0	0:00	0:00	
	©K	0:00	0	0:00	0:00	
	©L	0:00	0	0:00	0:00	
	©M	0:00	0	0:00	0:00	
	©N	0:00	0	0:00	0:00	
	©O	0:00	0	0:00	0:00	
	©P	0:00	0	0:00	0:00	
	©Q	0:00	0	0:00	0:00	
	©R	0:00	0	0:00	0:00	
	©S	0:00	0	0:00	0:00	
	©T	0:00	0	0:00	0:00	
	©U	0:00	0	0:00	0:00	
	©V	0:00	0	0:00	0:00	
	©W	0:00	0	0:00	0:00	
	©X	0:00	0	0:00	0:00	
	©Y	0:00	0	0:00	0:00	
	©Z	0:00	0	0:00	0:00	
	-A	0:00	0	0:00	0:00	
	-B	0:00	0	0:00	0:00	
	-C	0:00	0	0:00	0:00	
	-D	0:00	0	0:00	0:00	
	-E	0:00	0	0:00	0:00	
	-F	0:00	0	0:00	0:00	
	-G	0:00	0	0:00	0:00	
	-H	0:00	0	0:00	0:00	
	-I	0:00	0	0:00	0:00	
	-J	0:00	0	0:00	0:00	
	-K	0:00	0	0:00	0:00	
	-L	0:00	0	0:00	0:00	
	-M	0:00	0	0:00	0:00	
	-N	0:00	0	0:00	0:00	
	-O	0:00	0	0:00	0:00	
	-P	0:00	0	0:00	0:00	
	-Q	0:00	0	0:00	0:00	
	-R	0:00	0	0:00	0:00	
	-S	0:00	0	0:00	0:00	
	-T	0:00	0	0:00	0:00	
	-U	0:00	0	0:00	0:00	
	-V	0:00	0	0:00	0:00	
	-W	0:00	0	0:00	0:00	
	-X	0:00	0	0:00	0:00	
	-Y	0:00	0	0:00	0:00	
	-Z	0:00	0	0:00	0:00	
	®A	0:00	0	0:00	0:00	
	®B	0:00	0	0:00	0:00	
	®C	0:00	0	0:00	0:00	
	®D	0:00	0	0:00	0:00	
	®E	0:00	0	0:00	0:00	
	®F	0:00	0	0:00	0:00	
	®G	0:00	0	0:00	0:00	
	®H	0:00	0	0:00	0:00	
	®I	0:00	0	0:00	0:00	
	®J	0:00	0	0:00	0:00	
	®K	0:00	0	0:00	0:00	
	®L	0:00	0	0:00	0:00	
	®M	0:00	0	0:00	0:00	
	®N	0:00	0	0:00	0:00	
	®O	0:00	0	0:00	0:00	

To be continued on next page...

SHADOW - Main Result

Calculation: Slagschaduw WPBlauw - Vergunningen - Inrichting 1 Klokbekeertocht

...continued from previous page

No.	Name	Shadow, worst case			Shadow, expected values
		Shadow hours per year [h/year]	Shadow days per year [days/year]	Max shadow hours per day [h/day]	Shadow hours per year [h/year]
	®P	0:00	0	0:00	0:00
	®Q	0:00	0	0:00	0:00
	®R	0:00	0	0:00	0:00
	®S	0:00	0	0:00	0:00
	®T	0:00	0	0:00	0:00
	®U	0:00	0	0:00	0:00
	®V	0:00	0	0:00	0:00
	®W	0:00	0	0:00	0:00
	®X	0:00	0	0:00	0:00
	®Y	0:00	0	0:00	0:00
	®Z	0:00	0	0:00	0:00
	°A	0:00	0	0:00	0:00
	°B	0:00	0	0:00	0:00
	°C	0:00	0	0:00	0:00
	°D	0:00	0	0:00	0:00
	°E	0:00	0	0:00	0:00
	°F	0:00	0	0:00	0:00
	°G	0:00	0	0:00	0:00
	°H	0:00	0	0:00	0:00
	°I	0:00	0	0:00	0:00
	°J	0:00	0	0:00	0:00
	°K	0:00	0	0:00	0:00
	°L	0:00	0	0:00	0:00
	°M	0:00	0	0:00	0:00
	°N	0:00	0	0:00	0:00
	°O	0:00	0	0:00	0:00
	°P	0:00	0	0:00	0:00
	°Q	0:00	0	0:00	0:00
	°R	0:00	0	0:00	0:00
	°S	0:00	0	0:00	0:00
	°T	0:00	0	0:00	0:00
	°U	0:00	0	0:00	0:00
	°V	0:00	0	0:00	0:00
	°W	0:00	0	0:00	0:00
	°X	0:00	0	0:00	0:00
	°Y	0:00	0	0:00	0:00
	°Z	0:00	0	0:00	0:00
	µA	0:00	0	0:00	0:00
	µB	0:00	0	0:00	0:00
	µC	0:00	0	0:00	0:00
	µD	0:00	0	0:00	0:00
	µE	0:00	0	0:00	0:00
	µF	0:00	0	0:00	0:00
	µG	0:00	0	0:00	0:00
	µH	0:00	0	0:00	0:00
	µI	0:00	0	0:00	0:00
	µJ	0:00	0	0:00	0:00
	µK	0:00	0	0:00	0:00
	µL	0:00	0	0:00	0:00
	µM	0:00	0	0:00	0:00
	µN	0:00	0	0:00	0:00
	µO	0:00	0	0:00	0:00
	µP	0:00	0	0:00	0:00
	µQ	0:00	0	0:00	0:00
	µR	0:00	0	0:00	0:00
	µS	0:00	0	0:00	0:00
	µT	0:00	0	0:00	0:00
	µU	0:00	0	0:00	0:00
	µV	0:00	0	0:00	0:00
	µW	0:00	0	0:00	0:00
	µX	0:00	0	0:00	0:00
	µY	0:00	0	0:00	0:00
	µZ	0:00	0	0:00	0:00

To be continued on next page...

SHADOW - Main Result

Calculation: Slagschaduw WPBlauw - Vergunningen - Inrichting 1 Klokbekeertocht

...continued from previous page

No.	Name	Shadow, worst case			Shadow, expected values
		Shadow hours per year [h/year]	Shadow days per year [days/year]	Max shadow hours per day [h/day]	Shadow hours per year [h/year]
	¶A	0:00	0	0:00	0:00
	¶B	0:00	0	0:00	0:00
	¶C	0:00	0	0:00	0:00
	¶D	0:00	0	0:00	0:00
	¶E	0:00	0	0:00	0:00
	¶F	0:00	0	0:00	0:00
	¶G	0:00	0	0:00	0:00
	¶H	0:00	0	0:00	0:00
	¶I	0:00	0	0:00	0:00
	¶J	0:00	0	0:00	0:00
	¶K	0:00	0	0:00	0:00
	¶L	0:00	0	0:00	0:00
	¶M	0:00	0	0:00	0:00
	¶N	0:00	0	0:00	0:00
	¶O	0:00	0	0:00	0:00
	¶P	0:00	0	0:00	0:00
	¶Q	0:00	0	0:00	0:00
	¶R	0:00	0	0:00	0:00
	¶S	0:00	0	0:00	0:00
	¶T	0:00	0	0:00	0:00
	¶U	0:00	0	0:00	0:00
	¶V	0:00	0	0:00	0:00
	¶W	0:00	0	0:00	0:00
	¶X	0:00	0	0:00	0:00
	¶Y	0:00	0	0:00	0:00
	¶Z	0:00	0	0:00	0:00
	·A	0:00	0	0:00	0:00
	·B	0:00	0	0:00	0:00
	·C	0:00	0	0:00	0:00
	·D	0:00	0	0:00	0:00
	·E	0:00	0	0:00	0:00
	·F	0:00	0	0:00	0:00
	·G	0:00	0	0:00	0:00
	·H	0:00	0	0:00	0:00
	·I	0:00	0	0:00	0:00
	·J	0:00	0	0:00	0:00
	·K	0:00	0	0:00	0:00
	·L	0:00	0	0:00	0:00
	·M	0:00	0	0:00	0:00
	·N	0:00	0	0:00	0:00
	·O	0:00	0	0:00	0:00
	·P	0:00	0	0:00	0:00
	·Q	0:00	0	0:00	0:00
	·R	0:00	0	0:00	0:00
	·S	0:00	0	0:00	0:00
	·T	0:00	0	0:00	0:00
	·U	0:00	0	0:00	0:00
	·V	0:00	0	0:00	0:00
	·W	0:00	0	0:00	0:00
	·X	0:00	0	0:00	0:00
	·Y	0:00	0	0:00	0:00
	·Z	0:00	0	0:00	0:00
	?A	0:00	0	0:00	0:00
	• A	0:00	0	0:00	0:00
	?A	0:00	0	0:00	0:00
	?A	0:00	0	0:00	0:00
	?A	0:00	0	0:00	0:00
	?A	0:00	0	0:00	0:00
	?A	0:00	0	0:00	0:00
	?A	0:00	0	0:00	0:00
	?A	0:00	0	0:00	0:00
	?A	0:00	0	0:00	0:00
	?A	0:00	0	0:00	0:00
	?A	0:00	0	0:00	0:00

To be continued on next page...

SHADOW - Main Result

Calculation: Slagschaduw WPBlauw - Vergunningen - Inrichting 1 Klokbekertoelt

...continued from previous page

No.	Name	Shadow, worst case			Shadow, expected values	
		Shadow hours per year [h/year]	Shadow days per year [days/year]	Max shadow hours per day [h/day]	Shadow hours per year [h/year]	
	?A	0:00	0	0:00	0:00	
	?A	0:00	0	0:00	0:00	
	• A	0:00	0	0:00	0:00	
	?A	0:00	0	0:00	0:00	
	• A	0:00	0	0:00	0:00	
	• A	0:00	0	0:00	0:00	
	?A	0:00	0	0:00	0:00	
	?A	0:00	0	0:00	0:00	
	?A	0:00	0	0:00	0:00	
	?A	0:00	0	0:00	0:00	
	?A	0:00	0	0:00	0:00	
	?A	0:00	0	0:00	0:00	
	?A	0:00	0	0:00	0:00	
	?A	0:00	0	0:00	0:00	
	?A	0:00	0	0:00	0:00	
	?A	0:00	0	0:00	0:00	
	?A	0:00	0	0:00	0:00	
	?A	0:00	0	0:00	0:00	
	• A	0:00	0	0:00	0:00	
	?A	0:00	0	0:00	0:00	
	?A	0:00	0	0:00	0:00	
	?B	0:00	0	0:00	0:00	
	• B	0:00	0	0:00	0:00	
	?B	0:00	0	0:00	0:00	
	?B	0:00	0	0:00	0:00	
	?B	0:00	0	0:00	0:00	
	?B	0:00	0	0:00	0:00	
	?B	0:00	0	0:00	0:00	
	?B	0:00	0	0:00	0:00	
	?B	0:00	0	0:00	0:00	
	?B	0:00	0	0:00	0:00	
	?B	0:00	0	0:00	0:00	
	?B	0:00	0	0:00	0:00	
	?B	0:00	0	0:00	0:00	
	?B	0:00	0	0:00	0:00	
	?B	0:00	0	0:00	0:00	
	?B	0:00	0	0:00	0:00	
	?B	0:00	0	0:00	0:00	
	?B	0:00	0	0:00	0:00	
	?B	0:00	0	0:00	0:00	
	?B	0:00	0	0:00	0:00	
	?B	0:00	0	0:00	0:00	
	?B	0:00	0	0:00	0:00	
	?B	0:00	0	0:00	0:00	
	?B	0:00	0	0:00	0:00	
	?B	0:00	0	0:00	0:00	
	?B	0:00	0	0:00	0:00	
	?B	0:00	0	0:00	0:00	
	?B	0:00	0	0:00	0:00	
	?B	0:00	0	0:00	0:00	
	• B	0:00	0	0:00	0:00	
	?B	0:00	0	0:00	0:00	
	?B	0:00	0	0:00	0:00	
	?C	0:00	0	0:00	0:00	
	• C	0:00	0	0:00	0:00	
	?C	0:00	0	0:00	0:00	
	?C	0:00	0	0:00	0:00	
	?C	0:00	0	0:00	0:00	
	?C	0:00	0	0:00	0:00	
	?C	0:00	0	0:00	0:00	
	?C	0:00	0	0:00	0:00	
	?C	0:00	0	0:00	0:00	
	?C	0:00	0	0:00	0:00	
	?C	0:00	0	0:00	0:00	

To be continued on next page...

SHADOW - Main Result

Calculation: Slagschaduw WPBlauw - Vergunningen - Inrichting 1 Klokbekertoct

...continued from previous page

No.	Name	Shadow, worst case			Shadow, expected values
		Shadow hours per year [h/year]	Shadow days per year [days/year]	Max shadow hours per day [h/day]	Shadow hours per year [h/year]
	?C	0:00	0	0:00	0:00
	?C	0:00	0	0:00	0:00
	?C	0:00	0	0:00	0:00
	• C	0:00	0	0:00	0:00
	?C	0:00	0	0:00	0:00
	• C	0:00	0	0:00	0:00
	• C	0:00	0	0:00	0:00
	?C	0:00	0	0:00	0:00
	?C	0:00	0	0:00	0:00
	?C	0:00	0	0:00	0:00
	?C	0:00	0	0:00	0:00
	?C	0:00	0	0:00	0:00
	?C	0:00	0	0:00	0:00
	?C	0:00	0	0:00	0:00
	?C	0:00	0	0:00	0:00
	?C	0:00	0	0:00	0:00
	• C	0:00	0	0:00	0:00
	?C	0:00	0	0:00	0:00
	?C	0:00	0	0:00	0:00
	?D	0:00	0	0:00	0:00
	• D	0:00	0	0:00	0:00
	?D	0:00	0	0:00	0:00
	?D	0:00	0	0:00	0:00
	?D	0:00	0	0:00	0:00
	?D	0:00	0	0:00	0:00
	?D	0:00	0	0:00	0:00
	?D	0:00	0	0:00	0:00
	?D	0:00	0	0:00	0:00
	?D	0:00	0	0:00	0:00
	?D	0:00	0	0:00	0:00
	?D	0:00	0	0:00	0:00
	?D	0:00	0	0:00	0:00
	?D	0:00	0	0:00	0:00
	?D	0:00	0	0:00	0:00
	?D	0:00	0	0:00	0:00
	?D	0:00	0	0:00	0:00
	?D	0:00	0	0:00	0:00
	?D	0:00	0	0:00	0:00
	?D	0:00	0	0:00	0:00
	?D	0:00	0	0:00	0:00
	?D	0:00	0	0:00	0:00
	?D	0:00	0	0:00	0:00
	?D	0:00	0	0:00	0:00
	• D	0:00	0	0:00	0:00
	?D	0:00	0	0:00	0:00
	?D	0:00	0	0:00	0:00
	?D	0:00	0	0:00	0:00
	?E	0:00	0	0:00	0:00
	• E	0:00	0	0:00	0:00
	?E	0:00	0	0:00	0:00
	?E	0:00	0	0:00	0:00
	?E	0:00	0	0:00	0:00
	?E	0:00	0	0:00	0:00
	?E	0:00	0	0:00	0:00
	?E	0:00	0	0:00	0:00

To be continued on next page...

SHADOW - Main Result

Calculation: Slagschaduw WPBlauw - Vergunningen - Inrichting 1 Klokbekeertocht

...continued from previous page

No.	Name	Shadow, worst case			Shadow, expected values
		Shadow hours per year [h/year]	Shadow days per year [days/year]	Max shadow hours per day [h/day]	Shadow hours per year [h/year]
	?G	0:00	0	0:00	0:00
	?G	0:00	0	0:00	0:00
	?G	0:00	0	0:00	0:00
	?G	0:00	0	0:00	0:00
	?G	0:00	0	0:00	0:00
	• G	0:00	0	0:00	0:00
	?G	0:00	0	0:00	0:00
	• G	0:00	0	0:00	0:00
	• G	0:00	0	0:00	0:00
	?G	0:00	0	0:00	0:00
	?G	0:00	0	0:00	0:00
	?G	0:00	0	0:00	0:00
	?G	0:00	0	0:00	0:00
	?G	0:00	0	0:00	0:00
	?G	0:00	0	0:00	0:00
	?G	0:00	0	0:00	0:00
	?G	0:00	0	0:00	0:00
	?G	0:00	0	0:00	0:00
	?G	0:00	0	0:00	0:00
	?G	0:00	0	0:00	0:00
	?G	0:00	0	0:00	0:00
	?G	0:00	0	0:00	0:00
	?G	0:00	0	0:00	0:00
	?G	0:00	0	0:00	0:00
	?H	0:00	0	0:00	0:00
	• H	0:00	0	0:00	0:00
	?H	0:00	0	0:00	0:00
	?H	0:00	0	0:00	0:00
	?H	0:00	0	0:00	0:00
	?H	0:00	0	0:00	0:00
	?H	0:00	0	0:00	0:00
	?H	0:00	0	0:00	0:00
	?H	0:00	0	0:00	0:00
	?H	0:00	0	0:00	0:00
	?H	0:00	0	0:00	0:00
	?H	0:00	0	0:00	0:00
	?H	0:00	0	0:00	0:00
	?H	0:00	0	0:00	0:00
	?H	0:00	0	0:00	0:00
	?H	0:00	0	0:00	0:00
	?H	0:00	0	0:00	0:00
	?H	0:00	0	0:00	0:00
	?H	0:00	0	0:00	0:00
	?H	0:00	0	0:00	0:00
	?H	0:00	0	0:00	0:00
	?H	0:00	0	0:00	0:00
	?H	0:00	0	0:00	0:00
	?H	0:00	0	0:00	0:00
	?H	0:00	0	0:00	0:00
	?H	0:00	0	0:00	0:00
	?H	0:00	0	0:00	0:00
	?H	0:00	0	0:00	0:00
	?H	0:00	0	0:00	0:00
	?H	0:00	0	0:00	0:00
	?H	0:00	0	0:00	0:00
	?H	0:00	0	0:00	0:00
	?H	0:00	0	0:00	0:00
	?I	0:00	0	0:00	0:00
	• I	0:00	0	0:00	0:00
	?I	0:00	0	0:00	0:00
	?I	0:00	0	0:00	0:00
	?I	0:00	0	0:00	0:00
	?I	0:00	0	0:00	0:00
	?I	0:00	0	0:00	0:00
	?I	0:00	0	0:00	0:00

To be continued on next page...

SHADOW - Main Result

Calculation: Slagschaduw WPBlauw - Vergunningen - Inrichting 1 Klokbekeertocht

...continued from previous page

No.	Name	Shadow, worst case			Shadow, expected values
		Shadow hours	Shadow days	Max shadow	Shadow hours
		per year [h/year]	per year [days/year]	hours per day [h/day]	per year [h/year]
	?I	0:00	0	0:00	0:00
	?I	0:00	0	0:00	0:00
	?I	0:00	0	0:00	0:00
	?I	0:00	0	0:00	0:00
	?I	0:00	0	0:00	0:00
	• I	0:00	0	0:00	0:00
	?I	0:00	0	0:00	0:00
	• I	0:00	0	0:00	0:00
	• I	0:00	0	0:00	0:00
	?I	0:00	0	0:00	0:00
	?I	0:00	0	0:00	0:00
	?I	0:00	0	0:00	0:00
	?I	0:00	0	0:00	0:00
	?I	0:00	0	0:00	0:00
	?I	0:00	0	0:00	0:00
	?I	0:00	0	0:00	0:00
	?I	0:00	0	0:00	0:00
	?I	0:00	0	0:00	0:00
	?I	0:00	0	0:00	0:00
	• I	0:00	0	0:00	0:00
	?I	0:00	0	0:00	0:00
	?I	0:00	0	0:00	0:00
	?J	0:00	0	0:00	0:00
	• J	0:00	0	0:00	0:00
	?J	0:00	0	0:00	0:00
	?J	0:00	0	0:00	0:00
	?J	0:00	0	0:00	0:00
	?J	0:00	0	0:00	0:00
	?J	0:00	0	0:00	0:00
	?J	0:00	0	0:00	0:00
	?J	0:00	0	0:00	0:00
	?J	0:00	0	0:00	0:00
	?J	0:00	0	0:00	0:00
	?J	0:00	0	0:00	0:00
	?J	0:00	0	0:00	0:00
	?J	0:00	0	0:00	0:00
	?J	0:00	0	0:00	0:00
	?J	0:00	0	0:00	0:00
	?J	0:00	0	0:00	0:00
	?J	0:00	0	0:00	0:00
	?J	0:00	0	0:00	0:00
	?J	0:00	0	0:00	0:00
	?J	0:00	0	0:00	0:00
	?J	0:00	0	0:00	0:00
	?J	0:00	0	0:00	0:00
	?J	0:00	0	0:00	0:00
	• J	0:00	0	0:00	0:00
	?J	0:00	0	0:00	0:00
	• J	0:00	0	0:00	0:00
	• J	0:00	0	0:00	0:00
	?J	0:00	0	0:00	0:00
	?J	0:00	0	0:00	0:00
	?J	0:00	0	0:00	0:00
	?J	0:00	0	0:00	0:00
	?J	0:00	0	0:00	0:00
	?J	0:00	0	0:00	0:00
	?J	0:00	0	0:00	0:00
	?J	0:00	0	0:00	0:00
	?J	0:00	0	0:00	0:00
	?J	0:00	0	0:00	0:00
	?K	0:00	0	0:00	0:00
	• K	0:00	0	0:00	0:00
	?K	0:00	0	0:00	0:00
	?K	0:00	0	0:00	0:00
	?K	0:00	0	0:00	0:00
	?K	0:00	0	0:00	0:00

To be continued on next page...

Project:

Windplan Blauw vergunningen_v3

Licensed user:

Witteveen+Bos

Van Twickelostraat 2

NL-7411 SC DEVENTER

+31 570 69 76 76

Witteveen+Bos / licenses@witteveenbos.com

Calculated:

1/5/2018 3:58 PM/3.1.617

SHADOW - Main Result

Calculation: Slagschaduw WPBlauw - Vergunningen - Inrichting 1 Klokбекertocht

...continued from previous page

No.	Name	Shadow, worst case			Shadow, expected values	
		Shadow hours per year [h/year]	Shadow days per year [days/year]	Max shadow hours per day [h/day]	Shadow hours per year [h/year]	
	?K	0:00	0	0:00	0:00	
	?K	0:00	0	0:00	0:00	
	?K	0:00	0	0:00	0:00	
	?K	0:00	0	0:00	0:00	
	?K	0:00	0	0:00	0:00	
	?K	0:00	0	0:00	0:00	
	• K	0:00	0	0:00	0:00	
	?K	0:00	0	0:00	0:00	
	• K	0:00	0	0:00	0:00	
	• K	0:00	0	0:00	0:00	
	?K	0:00	0	0:00	0:00	
	?K	0:00	0	0:00	0:00	
	?K	0:00	0	0:00	0:00	
	?K	0:00	0	0:00	0:00	
	?K	0:00	0	0:00	0:00	
	?K	0:00	0	0:00	0:00	
	?K	0:00	0	0:00	0:00	
	?K	0:00	0	0:00	0:00	
	?K	0:00	0	0:00	0:00	
	• K	0:00	0	0:00	0:00	
	?K	0:00	0	0:00	0:00	
	?K	0:00	0	0:00	0:00	
	?L	0:00	0	0:00	0:00	
	• L	0:00	0	0:00	0:00	
	?L	0:00	0	0:00	0:00	
	?L	0:00	0	0:00	0:00	
	?L	0:00	0	0:00	0:00	
	?L	0:00	0	0:00	0:00	
	?L	0:00	0	0:00	0:00	
	?L	0:00	0	0:00	0:00	
	?L	0:00	0	0:00	0:00	
	?L	0:00	0	0:00	0:00	
	?L	0:00	0	0:00	0:00	
	?L	0:00	0	0:00	0:00	
	?L	0:00	0	0:00	0:00	
	?L	0:00	0	0:00	0:00	
	?L	0:00	0	0:00	0:00	
	?L	0:00	0	0:00	0:00	
	?L	0:00	0	0:00	0:00	
	?L	0:00	0	0:00	0:00	
	?L	0:00	0	0:00	0:00	
	?L	0:00	0	0:00	0:00	
	?L	0:00	0	0:00	0:00	
	• L	0:00	0	0:00	0:00	
	?L	0:00	0	0:00	0:00	
	• L	0:00	0	0:00	0:00	
	• L	0:00	0	0:00	0:00	
	?L	0:00	0	0:00	0:00	
	?L	0:00	0	0:00	0:00	
	?L	0:00	0	0:00	0:00	
	?L	0:00	0	0:00	0:00	
	?L	0:00	0	0:00	0:00	
	?L	0:00	0	0:00	0:00	
	?L	0:00	0	0:00	0:00	
	?L	0:00	0	0:00	0:00	
	?L	0:00	0	0:00	0:00	
	?L	0:00	0	0:00	0:00	
	• L	0:00	0	0:00	0:00	
	?L	0:00	0	0:00	0:00	
	?L	0:00	0	0:00	0:00	
	?M	0:00	0	0:00	0:00	
	• M	0:00	0	0:00	0:00	
	?M	0:00	0	0:00	0:00	
	?M	0:00	0	0:00	0:00	
	?M	0:00	0	0:00	0:00	

To be continued on next page...

SHADOW - Main Result

Calculation: Slagschaduw WPBlauw - Vergunningen - Inrichting 1 Klokbekertocht

...continued from previous page

No.	Name	Shadow, worst case			Shadow, expected values
		Shadow hours per year [h/year]	Shadow days per year [days/year]	Max shadow hours per day [h/day]	Shadow hours per year [h/year]
	?M	0:00	0	0:00	0:00
	?M	0:00	0	0:00	0:00
	?M	0:00	0	0:00	0:00
	?M	0:00	0	0:00	0:00
	?M	0:00	0	0:00	0:00
	?M	0:00	0	0:00	0:00
	?M	0:00	0	0:00	0:00
	• M	0:00	0	0:00	0:00
	?M	0:00	0	0:00	0:00
	• M	0:00	0	0:00	0:00
	• M	0:00	0	0:00	0:00
	?M	0:00	0	0:00	0:00
	?M	0:00	0	0:00	0:00
	?M	0:00	0	0:00	0:00
	?M	0:00	0	0:00	0:00
	?M	0:00	0	0:00	0:00
	?M	0:00	0	0:00	0:00
	?M	0:00	0	0:00	0:00
	?M	0:00	0	0:00	0:00
	?M	0:00	0	0:00	0:00
	?M	0:00	0	0:00	0:00
	• M	0:00	0	0:00	0:00
	?M	0:00	0	0:00	0:00
	?M	0:00	0	0:00	0:00
	?N	0:00	0	0:00	0:00
	• N	0:00	0	0:00	0:00
	?N	0:00	0	0:00	0:00
	?N	0:00	0	0:00	0:00
	?N	0:00	0	0:00	0:00
	?N	0:00	0	0:00	0:00
	?N	0:00	0	0:00	0:00
	?N	0:00	0	0:00	0:00
	?N	0:00	0	0:00	0:00
	?N	0:00	0	0:00	0:00
	?N	0:00	0	0:00	0:00
	?N	0:00	0	0:00	0:00
	?N	0:00	0	0:00	0:00
	?N	0:00	0	0:00	0:00
	?N	0:00	0	0:00	0:00
	?N	0:00	0	0:00	0:00
	?N	0:00	0	0:00	0:00
	?N	0:00	0	0:00	0:00
	?N	0:00	0	0:00	0:00
	?N	0:00	0	0:00	0:00
	?N	0:00	0	0:00	0:00
	?N	0:00	0	0:00	0:00
	?N	0:00	0	0:00	0:00
	?N	0:00	0	0:00	0:00
	?N	0:00	0	0:00	0:00
	• N	0:00	0	0:00	0:00
	?N	0:00	0	0:00	0:00
	• N	0:00	0	0:00	0:00
	• N	0:00	0	0:00	0:00
	?N	0:00	0	0:00	0:00
	?N	0:00	0	0:00	0:00
	?N	0:00	0	0:00	0:00
	?N	0:00	0	0:00	0:00
	?N	0:00	0	0:00	0:00
	?N	0:00	0	0:00	0:00
	?N	0:00	0	0:00	0:00
	?N	0:00	0	0:00	0:00
	?N	0:00	0	0:00	0:00
	?N	0:00	0	0:00	0:00
	?N	0:00	0	0:00	0:00
	?O	0:00	0	0:00	0:00
	• O	0:00	0	0:00	0:00
	?O	0:00	0	0:00	0:00
	?O	0:00	0	0:00	0:00

To be continued on next page...

SHADOW - Main Result

Calculation: Slagschaduw WPBlauw - Vergunningen - Inrichting 1 Klokbekertoct

...continued from previous page

No.	Name	Shadow, worst case			Shadow, expected values
		Shadow hours per year [h/year]	Shadow days per year [days/year]	Max shadow hours per day [h/day]	Shadow hours per year [h/year]
?O		0:00	0	0:00	0:00
?O		0:00	0	0:00	0:00
?O		0:00	0	0:00	0:00
?O		0:00	0	0:00	0:00
?O		0:00	0	0:00	0:00
?O		0:00	0	0:00	0:00
?O		0:00	0	0:00	0:00
?O		0:00	0	0:00	0:00
• O		0:00	0	0:00	0:00
?O		0:00	0	0:00	0:00
• O		0:00	0	0:00	0:00
• O		0:00	0	0:00	0:00
?O		0:00	0	0:00	0:00
?O		0:00	0	0:00	0:00
?O		0:00	0	0:00	0:00
?O		0:00	0	0:00	0:00
?O		0:00	0	0:00	0:00
?O		0:00	0	0:00	0:00
?O		0:00	0	0:00	0:00
?O		0:00	0	0:00	0:00
?O		0:00	0	0:00	0:00
?O		0:00	0	0:00	0:00
?O		0:00	0	0:00	0:00
?O		0:00	0	0:00	0:00
?O		0:00	0	0:00	0:00
• O		0:00	0	0:00	0:00
?O		0:00	0	0:00	0:00
?O		0:00	0	0:00	0:00
?P		0:00	0	0:00	0:00
• P		0:00	0	0:00	0:00
?P		0:00	0	0:00	0:00
?P		0:00	0	0:00	0:00
?P		0:00	0	0:00	0:00
?P		0:00	0	0:00	0:00
?P		0:00	0	0:00	0:00
?P		0:00	0	0:00	0:00
?P		0:00	0	0:00	0:00
?P		0:00	0	0:00	0:00
?P		0:00	0	0:00	0:00
?P		0:00	0	0:00	0:00
• P		0:00	0	0:00	0:00
?P		0:00	0	0:00	0:00
• P		0:00	0	0:00	0:00
• P		0:00	0	0:00	0:00
?P		0:00	0	0:00	0:00
?P		0:00	0	0:00	0:00
?P		0:00	0	0:00	0:00
?P		0:00	0	0:00	0:00
?P		0:00	0	0:00	0:00
?P		0:00	0	0:00	0:00
?P		0:00	0	0:00	0:00
?P		0:00	0	0:00	0:00
?P		0:00	0	0:00	0:00
?P		0:00	0	0:00	0:00
• P		0:00	0	0:00	0:00
?P		0:00	0	0:00	0:00
?P		0:00	0	0:00	0:00
?Q		0:00	0	0:00	0:00
• Q		0:00	0	0:00	0:00
?Q		0:00	0	0:00	0:00

To be continued on next page...

SHADOW - Main Result

Calculation: Slagschaduw WPBlauw - Vergunningen - Inrichting 1 Klokbekeertocht

...continued from previous page

No.	Name	Shadow, worst case			Shadow, expected values
		Shadow hours per year [h/year]	Shadow days per year [days/year]	Max shadow hours per day [h/day]	Shadow hours per year [h/year]
	?S	0:00	0	0:00	0:00
	?S	0:00	0	0:00	0:00
	?S	0:00	0	0:00	0:00
	?S	0:00	0	0:00	0:00
	?S	0:00	0	0:00	0:00
	?S	0:00	0	0:00	0:00
	?S	0:00	0	0:00	0:00
	?S	0:00	0	0:00	0:00
	?S	0:00	0	0:00	0:00
	• S	0:00	0	0:00	0:00
	?S	0:00	0	0:00	0:00
	• S	0:00	0	0:00	0:00
	• S	0:00	0	0:00	0:00
	?S	0:00	0	0:00	0:00
	?S	0:00	0	0:00	0:00
	?S	0:00	0	0:00	0:00
	?S	0:00	0	0:00	0:00
	?S	0:00	0	0:00	0:00
	?S	0:00	0	0:00	0:00
	?S	0:00	0	0:00	0:00
	?S	0:00	0	0:00	0:00
	?S	0:00	0	0:00	0:00
	?S	0:00	0	0:00	0:00
	?S	0:00	0	0:00	0:00
	?S	0:00	0	0:00	0:00
	• S	0:00	0	0:00	0:00
	?S	0:00	0	0:00	0:00
	?S	0:00	0	0:00	0:00
	?T	0:00	0	0:00	0:00
	• T	0:00	0	0:00	0:00
	?T	0:00	0	0:00	0:00
	?T	0:00	0	0:00	0:00
	?T	0:00	0	0:00	0:00
	?T	0:00	0	0:00	0:00
	?T	0:00	0	0:00	0:00
	?T	0:00	0	0:00	0:00
	?T	0:00	0	0:00	0:00
	?T	0:00	0	0:00	0:00
	?T	0:00	0	0:00	0:00
	?T	0:00	0	0:00	0:00
	?T	0:00	0	0:00	0:00
	?T	0:00	0	0:00	0:00
	?T	0:00	0	0:00	0:00
	?T	0:00	0	0:00	0:00
	?T	0:00	0	0:00	0:00
	?T	0:00	0	0:00	0:00
	?T	0:00	0	0:00	0:00
	?T	0:00	0	0:00	0:00
	?T	0:00	0	0:00	0:00
	?T	0:00	0	0:00	0:00
	?T	0:00	0	0:00	0:00
	?T	0:00	0	0:00	0:00
	?T	0:00	0	0:00	0:00
	?T	0:00	0	0:00	0:00
	?T	0:00	0	0:00	0:00
	• T	0:00	0	0:00	0:00
	?T	0:00	0	0:00	0:00
	?U	0:00	0	0:00	0:00

To be continued on next page...

SHADOW - Main Result

Calculation: Slagschaduw WPBlauw - Vergunningen - Inrichting 1 Klokbekecht

...continued from previous page

No.	Name	Shadow, worst case			Shadow, expected values
		Shadow hours per year [h/year]	Shadow days per year [days/year]	Max shadow hours per day [h/day]	Shadow hours per year [h/year]
	• U	0:00	0	0:00	0:00
	?U	0:00	0	0:00	0:00
	?U	0:00	0	0:00	0:00
	?U	0:00	0	0:00	0:00
	?U	0:00	0	0:00	0:00
	?U	0:00	0	0:00	0:00
	?U	0:00	0	0:00	0:00
	?U	0:00	0	0:00	0:00
	?U	0:00	0	0:00	0:00
	?U	0:00	0	0:00	0:00
	?U	0:00	0	0:00	0:00
	• U	0:00	0	0:00	0:00
	?U	0:00	0	0:00	0:00
	• U	0:00	0	0:00	0:00
	• U	0:00	0	0:00	0:00
	?U	0:00	0	0:00	0:00
	?U	0:00	0	0:00	0:00
	?U	0:00	0	0:00	0:00
	?U	0:00	0	0:00	0:00
	?U	0:00	0	0:00	0:00
	?U	0:00	0	0:00	0:00
	?U	0:00	0	0:00	0:00
	?U	0:00	0	0:00	0:00
	?U	0:00	0	0:00	0:00
	?U	0:00	0	0:00	0:00
	?U	0:00	0	0:00	0:00
	?U	0:00	0	0:00	0:00
	• U	0:00	0	0:00	0:00
	?U	0:00	0	0:00	0:00
	?U	0:00	0	0:00	0:00
	?U	0:00	0	0:00	0:00
	• V	0:00	0	0:00	0:00
	?V	0:00	0	0:00	0:00
	?V	0:00	0	0:00	0:00
	?V	0:00	0	0:00	0:00
	?V	0:00	0	0:00	0:00
	?V	0:00	0	0:00	0:00
	?V	0:00	0	0:00	0:00
	?V	0:00	0	0:00	0:00
	?V	0:00	0	0:00	0:00
	?V	0:00	0	0:00	0:00
	?V	0:00	0	0:00	0:00
	?V	0:00	0	0:00	0:00
	?V	0:00	0	0:00	0:00
	?V	0:00	0	0:00	0:00
	?V	0:00	0	0:00	0:00
	?V	0:00	0	0:00	0:00
	?V	0:00	0	0:00	0:00
	?V	0:00	0	0:00	0:00
	?V	0:00	0	0:00	0:00
	?V	0:00	0	0:00	0:00
	?V	0:00	0	0:00	0:00
	?V	0:00	0	0:00	0:00
	• V	0:00	0	0:00	0:00
	?V	0:00	0	0:00	0:00
	?V	0:00	0	0:00	0:00
	?V	0:00	0	0:00	0:00

To be continued on next page...



SHADOW - Main Result

Calculation: Slagschaduw WPBlauw - Vergunningen - Inrichting 1 Klokbekeertocht

...continued from previous page

No.	Name	Shadow, worst case			Shadow, expected values
		Shadow hours per year [h/year]	Shadow days per year [days/year]	Max shadow hours per day [h/day]	Shadow hours per year [h/year]
	?W	0:00	0	0:00	0:00
	• W	0:00	0	0:00	0:00
	?W	0:00	0	0:00	0:00
	?W	0:00	0	0:00	0:00
	?W	0:00	0	0:00	0:00
	?W	0:00	0	0:00	0:00
	?W	0:00	0	0:00	0:00
	?W	0:00	0	0:00	0:00
	?W	0:00	0	0:00	0:00
	?W	0:00	0	0:00	0:00
	?W	0:00	0	0:00	0:00
	• W	0:00	0	0:00	0:00
	?W	0:00	0	0:00	0:00
	• W	0:00	0	0:00	0:00
	• W	0:00	0	0:00	0:00
	?W	0:00	0	0:00	0:00
	?W	0:00	0	0:00	0:00
	?W	0:00	0	0:00	0:00
	?W	0:00	0	0:00	0:00
	?W	0:00	0	0:00	0:00
	?W	0:00	0	0:00	0:00
	?W	0:00	0	0:00	0:00
	?W	0:00	0	0:00	0:00
	?W	0:00	0	0:00	0:00
	?W	0:00	0	0:00	0:00
	• W	0:00	0	0:00	0:00
	?W	0:00	0	0:00	0:00
	?W	0:00	0	0:00	0:00
	?X	0:00	0	0:00	0:00
	• X	0:00	0	0:00	0:00
	?X	0:00	0	0:00	0:00
	?X	0:00	0	0:00	0:00
	?X	0:00	0	0:00	0:00
	?X	0:00	0	0:00	0:00
	?X	0:00	0	0:00	0:00
	?X	0:00	0	0:00	0:00
	?X	0:00	0	0:00	0:00
	?X	0:00	0	0:00	0:00
	?X	0:00	0	0:00	0:00
	• X	0:00	0	0:00	0:00
	?X	0:00	0	0:00	0:00
	• X	0:00	0	0:00	0:00
	• X	0:00	0	0:00	0:00
	?X	0:00	0	0:00	0:00
	?X	0:00	0	0:00	0:00
	?X	0:00	0	0:00	0:00
	?X	0:00	0	0:00	0:00
	?X	0:00	0	0:00	0:00
	?X	0:00	0	0:00	0:00
	?X	0:00	0	0:00	0:00
	?X	0:00	0	0:00	0:00
	?X	0:00	0	0:00	0:00
	?X	0:00	0	0:00	0:00
	?X	0:00	0	0:00	0:00
	• X	0:00	0	0:00	0:00
	?X	0:00	0	0:00	0:00

To be continued on next page...

SHADOW - Main Result

Calculation: Slagschaduw WPBlauw - Vergunningen - Inrichting 1 Klokbekeertocht

...continued from previous page

No.	Name	Shadow, worst case			Shadow, expected values
		Shadow hours per year [h/year]	Shadow days per year [days/year]	Max shadow hours per day [h/day]	Shadow hours per year [h/year]
	?X	0:00	0	0:00	0:00
	?Y	0:00	0	0:00	0:00
	• Y	0:00	0	0:00	0:00
	?Y	0:00	0	0:00	0:00
	?Y	0:00	0	0:00	0:00
	?Y	0:00	0	0:00	0:00
	?Y	0:00	0	0:00	0:00
	?Y	0:00	0	0:00	0:00
	?Y	0:00	0	0:00	0:00
	?Y	0:00	0	0:00	0:00
	?Y	0:00	0	0:00	0:00
	?Y	0:00	0	0:00	0:00
	?Y	0:00	0	0:00	0:00
	?Y	0:00	0	0:00	0:00
	?Y	0:00	0	0:00	0:00
	?Y	0:00	0	0:00	0:00
	?Y	0:00	0	0:00	0:00
	?Y	0:00	0	0:00	0:00
	?Y	0:00	0	0:00	0:00
	?Y	0:00	0	0:00	0:00
	?Y	0:00	0	0:00	0:00
	?Y	0:00	0	0:00	0:00
	?Y	0:00	0	0:00	0:00
	?Y	0:00	0	0:00	0:00
	?Y	0:00	0	0:00	0:00
	?Y	0:00	0	0:00	0:00
	?Y	0:00	0	0:00	0:00
	?Y	0:00	0	0:00	0:00
	?Y	0:00	0	0:00	0:00
	?Y	0:00	0	0:00	0:00
	?Y	0:00	0	0:00	0:00
	?Y	0:00	0	0:00	0:00
	?Y	0:00	0	0:00	0:00
	?Z	0:00	0	0:00	0:00
	• Z	0:00	0	0:00	0:00
	?Z	0:00	0	0:00	0:00
	?Z	0:00	0	0:00	0:00
	?Z	0:00	0	0:00	0:00
	?Z	0:00	0	0:00	0:00
	?Z	0:00	0	0:00	0:00
	?Z	0:00	0	0:00	0:00
	?Z	0:00	0	0:00	0:00
	?Z	0:00	0	0:00	0:00
	?Z	0:00	0	0:00	0:00
	?Z	0:00	0	0:00	0:00
	?Z	0:00	0	0:00	0:00
	?Z	0:00	0	0:00	0:00
	?Z	0:00	0	0:00	0:00
	?Z	0:00	0	0:00	0:00
	?Z	0:00	0	0:00	0:00
	?Z	0:00	0	0:00	0:00
	?Z	0:00	0	0:00	0:00
	?Z	0:00	0	0:00	0:00
	?Z	0:00	0	0:00	0:00
	?Z	0:00	0	0:00	0:00
	?Z	0:00	0	0:00	0:00
	?Z	0:00	0	0:00	0:00
	?Z	0:00	0	0:00	0:00
	?Z	0:00	0	0:00	0:00
	?Z	0:00	0	0:00	0:00
	?Z	0:00	0	0:00	0:00
	?Z	0:00	0	0:00	0:00
	?Z	0:00	0	0:00	0:00
	?Z	0:00	0	0:00	0:00
	• Z	0:00	0	0:00	0:00

To be continued on next page...

SHADOW - Main Result

Calculation: Slagschaduw WPBlauw - Vergunningen - Inrichting 1 Klokbekeertocht

...continued from previous page

No.	Name	Shadow, worst case			Shadow, expected values	
		Shadow hours per year [h/year]	Shadow days per year [days/year]	Max shadow hours per day [h/day]	Shadow hours per year [h/year]	
	?Z	0:00	0	0:00	0:00	
	?Z	0:00	0	0:00	0:00	
	¼A	0:00	0	0:00	0:00	
	¼B	0:00	0	0:00	0:00	
	¼C	0:00	0	0:00	0:00	
	¼D	0:00	0	0:00	0:00	
	¼E	0:00	0	0:00	0:00	
	¼F	0:00	0	0:00	0:00	
	¼G	0:00	0	0:00	0:00	
	¼H	0:00	0	0:00	0:00	
	¼I	0:00	0	0:00	0:00	
	¼J	0:00	0	0:00	0:00	
	¼K	0:00	0	0:00	0:00	
	¼L	0:00	0	0:00	0:00	
	¼M	0:00	0	0:00	0:00	
	¼N	0:00	0	0:00	0:00	
	¼O	0:00	0	0:00	0:00	
	¼P	0:00	0	0:00	0:00	
	¼Q	0:00	0	0:00	0:00	
	¼R	0:00	0	0:00	0:00	
	¼S	0:00	0	0:00	0:00	
	¼T	0:00	0	0:00	0:00	
	¼U	0:00	0	0:00	0:00	
	¼V	0:00	0	0:00	0:00	
	¼W	0:00	0	0:00	0:00	
	¼X	0:00	0	0:00	0:00	
	¼Y	0:00	0	0:00	0:00	
	¼Z	0:00	0	0:00	0:00	
	½A	0:00	0	0:00	0:00	
	½B	0:00	0	0:00	0:00	
	½C	0:00	0	0:00	0:00	
	½D	0:00	0	0:00	0:00	
	½E	0:00	0	0:00	0:00	
	½F	0:00	0	0:00	0:00	
	½G	0:00	0	0:00	0:00	
	½H	0:00	0	0:00	0:00	
	½I	0:00	0	0:00	0:00	
	½J	0:00	0	0:00	0:00	
	½K	0:00	0	0:00	0:00	
	½L	0:00	0	0:00	0:00	
	½M	0:00	0	0:00	0:00	
	½N	0:00	0	0:00	0:00	
	½O	0:00	0	0:00	0:00	
	½P	0:00	0	0:00	0:00	
	½Q	0:00	0	0:00	0:00	
	½R	0:00	0	0:00	0:00	
	½S	0:00	0	0:00	0:00	
	½T	0:00	0	0:00	0:00	
	½U	0:00	0	0:00	0:00	
	½V	0:00	0	0:00	0:00	
	½W	0:00	0	0:00	0:00	
	½X	0:00	0	0:00	0:00	
	½Y	0:00	0	0:00	0:00	
	½Z	0:00	0	0:00	0:00	
	¾A	0:00	0	0:00	0:00	
	¾B	0:00	0	0:00	0:00	
	¾C	0:00	0	0:00	0:00	
	¾D	0:00	0	0:00	0:00	
	¾E	0:00	0	0:00	0:00	
	¾F	0:00	0	0:00	0:00	
	¾G	0:00	0	0:00	0:00	
	¾H	0:00	0	0:00	0:00	
	¾I	0:00	0	0:00	0:00	

To be continued on next page...

SHADOW - Main Result

Calculation: Slagschaduw WPBlauw - Vergunningen - Inrichting 1 Klokbekeertocht

...continued from previous page

No.	Name	Shadow, worst case			Shadow, expected values	
		Shadow hours per year [h/year]	Shadow days per year [days/year]	Max shadow hours per day [h/day]	Shadow hours per year [h/year]	
	¾J	0:00	0	0:00	0:00	
	¾K	0:00	0	0:00	0:00	
	¾L	0:00	0	0:00	0:00	
	¾M	0:00	0	0:00	0:00	
	¾N	0:00	0	0:00	0:00	
	¾O	0:00	0	0:00	0:00	
	¾P	0:00	0	0:00	0:00	
	¾Q	0:00	0	0:00	0:00	
	¾R	0:00	0	0:00	0:00	
	¾S	0:00	0	0:00	0:00	
	¾T	0:00	0	0:00	0:00	
	¾U	0:00	0	0:00	0:00	
	¾V	0:00	0	0:00	0:00	
	¾W	0:00	0	0:00	0:00	
	¾X	0:00	0	0:00	0:00	
	¾Y	0:00	0	0:00	0:00	
	¾Z	0:00	0	0:00	0:00	
	¹A	0:00	0	0:00	0:00	
	¹B	0:00	0	0:00	0:00	
	¹C	0:00	0	0:00	0:00	
	¹D	0:00	0	0:00	0:00	
	¹E	0:00	0	0:00	0:00	
	¹F	0:00	0	0:00	0:00	
	¹G	0:00	0	0:00	0:00	
	¹H	0:00	0	0:00	0:00	
	¹I	0:00	0	0:00	0:00	
	¹J	0:00	0	0:00	0:00	
	¹K	0:00	0	0:00	0:00	
	¹L	0:00	0	0:00	0:00	
	¹M	0:00	0	0:00	0:00	
	¹N	0:00	0	0:00	0:00	
	¹O	0:00	0	0:00	0:00	
	¹P	0:00	0	0:00	0:00	
	¹Q	0:00	0	0:00	0:00	
	¹R	0:00	0	0:00	0:00	
	¹S	0:00	0	0:00	0:00	
	¹T	0:00	0	0:00	0:00	
	¹U	0:00	0	0:00	0:00	
	¹V	0:00	0	0:00	0:00	
	¹W	0:00	0	0:00	0:00	
	¹X	0:00	0	0:00	0:00	
	¹Y	0:00	0	0:00	0:00	
	¹Z	0:00	0	0:00	0:00	
	²A	0:00	0	0:00	0:00	
	²B	0:00	0	0:00	0:00	
	²C	0:00	0	0:00	0:00	
	²D	0:00	0	0:00	0:00	
	²E	0:00	0	0:00	0:00	
	²F	0:00	0	0:00	0:00	
	²G	0:00	0	0:00	0:00	
	²H	0:00	0	0:00	0:00	
	²I	0:00	0	0:00	0:00	
	²J	0:00	0	0:00	0:00	
	²K	0:00	0	0:00	0:00	
	²L	0:00	0	0:00	0:00	
	²M	0:00	0	0:00	0:00	
	²N	0:00	0	0:00	0:00	
	²O	0:00	0	0:00	0:00	
	²P	0:00	0	0:00	0:00	
	²Q	0:00	0	0:00	0:00	
	²R	0:00	0	0:00	0:00	
	²S	0:00	0	0:00	0:00	
	²T	0:00	0	0:00	0:00	

To be continued on next page...

SHADOW - Main Result

Calculation: Slagschaduw WPBlauw - Vergunningen - Inrichting 1 Klokbekeertocht

...continued from previous page

No.	Name	Shadow, worst case			Shadow, expected values
		Shadow hours per year [h/year]	Shadow days per year [days/year]	Max shadow hours per day [h/day]	Shadow hours per year [h/year]
	² J	0:00	0	0:00	0:00
	² V	0:00	0	0:00	0:00
	² W	0:00	0	0:00	0:00
	² X	0:00	0	0:00	0:00
	² Y	0:00	0	0:00	0:00
	² Z	0:00	0	0:00	0:00
	³ A	0:00	0	0:00	0:00
	³ B	0:00	0	0:00	0:00
	³ C	0:00	0	0:00	0:00
	³ D	0:00	0	0:00	0:00
	³ E	0:00	0	0:00	0:00
	³ F	0:00	0	0:00	0:00
	³ G	0:00	0	0:00	0:00
	³ H	0:00	0	0:00	0:00
	³ I	0:00	0	0:00	0:00
	³ J	0:00	0	0:00	0:00
	³ K	0:00	0	0:00	0:00
	³ L	0:00	0	0:00	0:00
	³ M	0:00	0	0:00	0:00
	³ N	0:00	0	0:00	0:00
	³ O	0:00	0	0:00	0:00
	³ P	0:00	0	0:00	0:00
	³ Q	0:00	0	0:00	0:00
	³ R	0:00	0	0:00	0:00
	³ S	0:00	0	0:00	0:00
	³ T	0:00	0	0:00	0:00
	³ U	0:00	0	0:00	0:00
	³ V	0:00	0	0:00	0:00
	³ W	0:00	0	0:00	0:00
	³ X	0:00	0	0:00	0:00
	³ Y	0:00	0	0:00	0:00
	³ Z	0:00	0	0:00	0:00
	-A	0:00	0	0:00	0:00
	A	0:00	0	0:00	0:00
	•A	0:00	0	0:00	0:00
	AA	0:00	0	0:00	0:00
	aA	0:00	0	0:00	0:00
	^a A	0:00	0	0:00	0:00
	ÁA	0:00	0	0:00	0:00
	AA	0:00	0	0:00	0:00
	ÃA	0:00	0	0:00	0:00
	AA	0:00	0	0:00	0:00
	AA	0:00	0	0:00	0:00
	AA	0:00	0	0:00	0:00
	AA	0:00	0	0:00	0:00
	AB	0:00	0	0:00	0:00
	aB	0:00	0	0:00	0:00
	^a B	0:00	0	0:00	0:00
	ÁB	0:00	0	0:00	0:00
	AB	0:00	0	0:00	0:00
	ÃB	0:00	0	0:00	0:00
	AB	0:00	0	0:00	0:00
	AB	0:00	0	0:00	0:00
	AB	0:00	0	0:00	0:00
	AB	0:00	0	0:00	0:00
	AB	0:00	0	0:00	0:00
	AB	0:00	0	0:00	0:00
	aC	0:00	0	0:00	0:00
	AC	0:00	0	0:00	0:00
	^a C	0:00	0	0:00	0:00
	ÁC	0:00	0	0:00	0:00
	AC	0:00	0	0:00	0:00
	ÃC	0:00	0	0:00	0:00
	AC	0:00	0	0:00	0:00
	AC	0:00	0	0:00	0:00
	AC	0:00	0	0:00	0:00
	AC	0:00	0	0:00	0:00
	AD	0:00	0	0:00	0:00

To be continued on next page...

SHADOW - Main Result

Calculation: Slagschaduw WPBlauw - Vergunningen - Inrichting 1 Klokbekeertocht

...continued from previous page

No.	Name	Shadow, worst case			Shadow, expected values	
		Shadow hours per year [h/year]	Shadow days per year [days/year]	Max shadow hours per day [h/day]	Shadow hours per year [h/year]	
	aD	0:00	0	0:00	0:00	
	^a D	0:00	0	0:00	0:00	
	AD	0:00	0	0:00	0:00	
	AD	0:00	0	0:00	0:00	
	AD	0:00	0	0:00	0:00	
	AD	0:00	0	0:00	0:00	
	AD	0:00	0	0:00	0:00	
	AD	0:00	0	0:00	0:00	
	AE	0:00	0	0:00	0:00	
	^a E	0:00	0	0:00	0:00	
	AE	0:00	0	0:00	0:00	
	AE	0:00	0	0:00	0:00	
	AE	0:00	0	0:00	0:00	
	AE	0:00	0	0:00	0:00	
	AE	0:00	0	0:00	0:00	
	AE	0:00	0	0:00	0:00	
	AE	0:00	0	0:00	0:00	
	ÆA	0:00	0	0:00	0:00	
	ÆB	0:00	0	0:00	0:00	
	ÆC	0:00	0	0:00	0:00	
	ÆD	0:00	0	0:00	0:00	
	ÆE	0:00	0	0:00	0:00	
	ÆF	0:00	0	0:00	0:00	
	ÆG	0:00	0	0:00	0:00	
	ÆH	0:00	0	0:00	0:00	
	ÆI	0:00	0	0:00	0:00	
	ÆJ	0:00	0	0:00	0:00	
	ÆK	0:00	0	0:00	0:00	
	ÆL	0:00	0	0:00	0:00	
	ÆM	0:00	0	0:00	0:00	
	ÆN	0:00	0	0:00	0:00	
	ÆO	0:00	0	0:00	0:00	
	ÆP	0:00	0	0:00	0:00	
	ÆQ	0:00	0	0:00	0:00	
	ÆR	0:00	0	0:00	0:00	
	ÆS	0:00	0	0:00	0:00	
	ÆT	0:00	0	0:00	0:00	
	ÆU	0:00	0	0:00	0:00	
	ÆV	0:00	0	0:00	0:00	
	ÆW	0:00	0	0:00	0:00	
	ÆX	0:00	0	0:00	0:00	
	ÆY	0:00	0	0:00	0:00	
	ÆZ	0:00	0	0:00	0:00	
	aF	0:00	0	0:00	0:00	
	AF	0:00	0	0:00	0:00	
	^a F	0:00	0	0:00	0:00	
	AF	0:00	0	0:00	0:00	
	AF	0:00	0	0:00	0:00	
	AF	0:00	0	0:00	0:00	
	AF	0:00	0	0:00	0:00	
	AF	0:00	0	0:00	0:00	
	AG	0:00	0	0:00	0:00	
	aG	0:00	0	0:00	0:00	
	^a G	0:00	0	0:00	0:00	
	AG	0:00	0	0:00	0:00	
	AG	0:00	0	0:00	0:00	
	AG	0:00	0	0:00	0:00	
	AG	0:00	0	0:00	0:00	
	AG	0:00	0	0:00	0:00	
	AG	0:00	0	0:00	0:00	
	AH	0:00	0	0:00	0:00	
	aH	0:00	0	0:00	0:00	

To be continued on next page...

SHADOW - Main Result

Calculation: Slagschaduw WPBlauw - Vergunningen - Inrichting 1 Klokbekertoelt

...continued from previous page

No.	Name	Shadow, worst case			Shadow, expected values
		Shadow hours per year [h/year]	Shadow days per year [days/year]	Max shadow hours per day [h/day]	Shadow hours per year [h/year]
	^a H	0:00	0	0:00	0:00
	ÀH	0:00	0	0:00	0:00
	ÄH	0:00	0	0:00	0:00
	ÅH	0:00	0	0:00	0:00
	ÄH	0:00	0	0:00	0:00
	ÅH	0:00	0	0:00	0:00
	ÄH	0:00	0	0:00	0:00
	ÅH	0:00	0	0:00	0:00
	aI	0:00	0	0:00	0:00
	AI	0:00	0	0:00	0:00
	^a I	0:00	0	0:00	0:00
	ÄI	0:00	0	0:00	0:00
	ÅI	0:00	0	0:00	0:00
	ÄI	0:00	0	0:00	0:00
	ÅI	0:00	0	0:00	0:00
	ÄI	0:00	0	0:00	0:00
	ÅI	0:00	0	0:00	0:00
	AJ	0:00	0	0:00	0:00
	aJ	0:00	0	0:00	0:00
	^a J	0:00	0	0:00	0:00
	ÄJ	0:00	0	0:00	0:00
	ÅJ	0:00	0	0:00	0:00
	ÄJ	0:00	0	0:00	0:00
	ÅJ	0:00	0	0:00	0:00
	ÄJ	0:00	0	0:00	0:00
	ÅJ	0:00	0	0:00	0:00
	AK	0:00	0	0:00	0:00
	aK	0:00	0	0:00	0:00
	^a K	0:00	0	0:00	0:00
	ÄK	0:00	0	0:00	0:00
	ÅK	0:00	0	0:00	0:00
	ÄK	0:00	0	0:00	0:00
	ÅK	0:00	0	0:00	0:00
	ÄK	0:00	0	0:00	0:00
	ÅK	0:00	0	0:00	0:00
	ÄK	0:00	0	0:00	0:00
	ÅK	0:00	0	0:00	0:00
	aL	0:00	0	0:00	0:00
	AL	0:00	0	0:00	0:00
	^a L	0:00	0	0:00	0:00
	ÄL	0:00	0	0:00	0:00
	ÅL	0:00	0	0:00	0:00
	ÄL	0:00	0	0:00	0:00
	ÅL	0:00	0	0:00	0:00
	ÄL	0:00	0	0:00	0:00
	ÅL	0:00	0	0:00	0:00
	ÄL	0:00	0	0:00	0:00
	ÅL	0:00	0	0:00	0:00
	AM	0:00	0	0:00	0:00
	aM	0:00	0	0:00	0:00
	^a M	0:00	0	0:00	0:00
	ÄM	0:00	0	0:00	0:00
	ÅM	0:00	0	0:00	0:00
	ÄM	0:00	0	0:00	0:00
	ÅM	0:00	0	0:00	0:00
	ÄM	0:00	0	0:00	0:00
	ÅM	0:00	0	0:00	0:00
	ÄM	0:00	0	0:00	0:00
	ÅM	0:00	0	0:00	0:00
	AN	0:00	0	0:00	0:00
	aN	0:00	0	0:00	0:00
	^a N	0:00	0	0:00	0:00
	ÄN	0:00	0	0:00	0:00
	ÅN	0:00	0	0:00	0:00
	ÄN	0:00	0	0:00	0:00
	ÅN	0:00	0	0:00	0:00
	ÄN	0:00	0	0:00	0:00
	ÅN	0:00	0	0:00	0:00
	ÄN	0:00	0	0:00	0:00
	ÅN	0:00	0	0:00	0:00
	aO	0:00	0	0:00	0:00
	AO	0:00	0	0:00	0:00

To be continued on next page...

SHADOW - Main Result

Calculation: Slagschaduw WPBlauw - Vergunningen - Inrichting 1 Klokbekeertocht

...continued from previous page

No.	Name	Shadow, worst case			Shadow, expected values	
		Shadow hours per year [h/year]	Shadow days per year [days/year]	Max shadow hours per day [h/day]	Shadow hours per year [h/year]	
	^a O	0:00	0	0:00	0:00	
	ÁO	0:00	0	0:00	0:00	
	ÀO	0:00	0	0:00	0:00	
	ÃO	0:00	0	0:00	0:00	
	ÄO	0:00	0	0:00	0:00	
	ÅO	0:00	0	0:00	0:00	
	ÖO	0:00	0	0:00	0:00	
	ªP	0:00	0	0:00	0:00	
	ÁP	0:00	0	0:00	0:00	
	ÀP	0:00	0	0:00	0:00	
	ÃP	0:00	0	0:00	0:00	
	ÄP	0:00	0	0:00	0:00	
	ÅP	0:00	0	0:00	0:00	
	ÖP	0:00	0	0:00	0:00	
	ªQ	0:00	0	0:00	0:00	
	AQ	0:00	0	0:00	0:00	
	^a Q	0:00	0	0:00	0:00	
	ÁQ	0:00	0	0:00	0:00	
	ÀQ	0:00	0	0:00	0:00	
	ÃQ	0:00	0	0:00	0:00	
	ÄQ	0:00	0	0:00	0:00	
	ÅQ	0:00	0	0:00	0:00	
	ÖQ	0:00	0	0:00	0:00	
	AR	0:00	0	0:00	0:00	
	^a R	0:00	0	0:00	0:00	
	ÁR	0:00	0	0:00	0:00	
	ÀR	0:00	0	0:00	0:00	
	ÃR	0:00	0	0:00	0:00	
	ÄR	0:00	0	0:00	0:00	
	ÅR	0:00	0	0:00	0:00	
	ÖR	0:00	0	0:00	0:00	
	AS	0:00	0	0:00	0:00	
	^a S	0:00	0	0:00	0:00	
	ÁS	0:00	0	0:00	0:00	
	ÀS	0:00	0	0:00	0:00	
	ÃS	0:00	0	0:00	0:00	
	ÄS	0:00	0	0:00	0:00	
	ÅS	0:00	0	0:00	0:00	
	ÖS	0:00	0	0:00	0:00	
	aT	0:00	0	0:00	0:00	
	AT	0:00	0	0:00	0:00	
	^a T	0:00	0	0:00	0:00	
	ÁT	0:00	0	0:00	0:00	
	ÀT	0:00	0	0:00	0:00	
	ÃT	0:00	0	0:00	0:00	
	ÄT	0:00	0	0:00	0:00	
	ÅT	0:00	0	0:00	0:00	
	ÖT	0:00	0	0:00	0:00	
	AU	0:00	0	0:00	0:00	
	^a U	0:00	0	0:00	0:00	
	ÁU	0:00	0	0:00	0:00	
	ÀU	0:00	0	0:00	0:00	
	ÃU	0:00	0	0:00	0:00	
	ÄU	0:00	0	0:00	0:00	
	ÅU	0:00	0	0:00	0:00	
	ÖU	0:00	0	0:00	0:00	
	aV	0:00	0	0:00	0:00	
	AV	0:00	0	0:00	0:00	

To be continued on next page...

SHADOW - Main Result

Calculation: Slagschaduw WPBlauw - Vergunningen - Inrichting 1 Klokbekeertocht

...continued from previous page

No.	Name	Shadow, worst case			Shadow, expected values	
		Shadow hours per year [h/year]	Shadow days per year [days/year]	Max shadow hours per day [h/day]	Shadow hours per year [h/year]	
	^a V	0:00	0	0:00	0:00	
	ÅV	0:00	0	0:00	0:00	
	AV	0:00	0	0:00	0:00	
	ÅV	0:00	0	0:00	0:00	
	AV	0:00	0	0:00	0:00	
	ÅV	0:00	0	0:00	0:00	
	AV	0:00	0	0:00	0:00	
	aW	0:00	0	0:00	0:00	
	AW	0:00	0	0:00	0:00	
	^a W	0:00	0	0:00	0:00	
	ÅW	0:00	0	0:00	0:00	
	AW	0:00	0	0:00	0:00	
	ÅW	0:00	0	0:00	0:00	
	AW	0:00	0	0:00	0:00	
	ÅW	0:00	0	0:00	0:00	
	AW	0:00	0	0:00	0:00	
	ÅW	0:00	0	0:00	0:00	
	aX	0:00	0	0:00	0:00	
	AX	0:00	0	0:00	0:00	
	^a X	0:00	0	0:00	0:00	
	ÅX	0:00	0	0:00	0:00	
	AX	0:00	0	0:00	0:00	
	ÅX	0:00	0	0:00	0:00	
	AX	0:00	0	0:00	0:00	
	ÅX	0:00	0	0:00	0:00	
	AX	0:00	0	0:00	0:00	
	aY	0:00	0	0:00	0:00	
	AY	0:00	0	0:00	0:00	
	^a Y	0:00	0	0:00	0:00	
	ÅY	0:00	0	0:00	0:00	
	AY	0:00	0	0:00	0:00	
	ÅY	0:00	0	0:00	0:00	
	AY	0:00	0	0:00	0:00	
	ÅY	0:00	0	0:00	0:00	
	AY	0:00	0	0:00	0:00	
	ÅY	0:00	0	0:00	0:00	
	aZ	0:00	0	0:00	0:00	
	AZ	0:00	0	0:00	0:00	
	^a Z	0:00	0	0:00	0:00	
	ÅZ	0:00	0	0:00	0:00	
	AZ	0:00	0	0:00	0:00	
	ÅZ	0:00	0	0:00	0:00	
	AZ	0:00	0	0:00	0:00	
	ÅZ	0:00	0	0:00	0:00	
	AZ	0:00	0	0:00	0:00	
	ÅZ	0:00	0	0:00	0:00	
	-B	0:00	0	0:00	0:00	
	B	0:00	0	0:00	0:00	
	•B	0:00	0	0:00	0:00	
	BA	0:00	0	0:00	0:00	
	bA	0:00	0	0:00	0:00	
	bB	0:00	0	0:00	0:00	
	BB	0:00	0	0:00	0:00	
	bC	0:00	0	0:00	0:00	
	BC	0:00	0	0:00	0:00	
	bD	0:00	0	0:00	0:00	
	BD	0:00	0	0:00	0:00	
	BE	0:00	0	0:00	0:00	
	bE	0:00	0	0:00	0:00	
	Bedrijfswoning 1	0:00	0	0:00	0:00	
	Bedrijfswoning 2	399:59	276	1:53	89:06	
	Bedrijfswoning 3	381:47	241	2:06	77:42	
	Bedrijfswoning 4	324:47	266	1:51	68:58	
	Bedrijfswoning 5	368:33	320	1:46	84:26	
	Bedrijfswoning 6	5:33	39	0:14	1:07	
	bF	0:00	0	0:00	0:00	

To be continued on next page...

SHADOW - Main Result

Calculation: Slagschaduw WPBlauw - Vergunningen - Inrichting 1 Klokbekeertocht

...continued from previous page

No.	Name	Shadow, worst case			Shadow, expected values	
		Shadow hours per year [h/year]	Shadow days per year [days/year]	Max shadow hours per day [h/day]	Shadow hours per year [h/year]	
	BF	0:00	0	0:00	0:00	
	bG	0:00	0	0:00	0:00	
	BG	0:00	0	0:00	0:00	
	BH	0:00	0	0:00	0:00	
	bH	0:00	0	0:00	0:00	
	bl	0:00	0	0:00	0:00	
	BI	0:00	0	0:00	0:00	
	bJ	0:00	0	0:00	0:00	
	BJ	0:00	0	0:00	0:00	
	BK	0:00	0	0:00	0:00	
	bK	0:00	0	0:00	0:00	
	BL	0:00	0	0:00	0:00	
	bL	0:00	0	0:00	0:00	
	BM	0:00	0	0:00	0:00	
	bM	0:00	0	0:00	0:00	
	BN	0:00	0	0:00	0:00	
	bN	0:00	0	0:00	0:00	
	bO	0:00	0	0:00	0:00	
	BO	0:00	0	0:00	0:00	
	BP	0:00	0	0:00	0:00	
	bP	0:00	0	0:00	0:00	
	bQ	0:00	0	0:00	0:00	
	BQ	0:00	0	0:00	0:00	
	BR	0:00	0	0:00	0:00	
	bR	0:00	0	0:00	0:00	
	BS	0:00	0	0:00	0:00	
	bS	0:00	0	0:00	0:00	
	bT	0:00	0	0:00	0:00	
	BT	0:00	0	0:00	0:00	
	bU	0:00	0	0:00	0:00	
	BU	0:00	0	0:00	0:00	
	BV	0:00	0	0:00	0:00	
	bV	0:00	0	0:00	0:00	
	BW	0:00	0	0:00	0:00	
	bW	0:00	0	0:00	0:00	
	BX	0:00	0	0:00	0:00	
	bX	0:00	0	0:00	0:00	
	BY	0:00	0	0:00	0:00	
	bY	0:00	0	0:00	0:00	
	bZ	0:00	0	0:00	0:00	
	BZ	0:00	0	0:00	0:00	
	C	0:00	0	0:00	0:00	
	-C	0:00	0	0:00	0:00	
	•C	0:00	0	0:00	0:00	
	cA	0:00	0	0:00	0:00	
	CA	0:00	0	0:00	0:00	
	ÇA	0:00	0	0:00	0:00	
	cB	0:00	0	0:00	0:00	
	CB	0:00	0	0:00	0:00	
	ÇB	0:00	0	0:00	0:00	
	cC	0:00	0	0:00	0:00	
	CC	0:00	0	0:00	0:00	
	ÇC	0:00	0	0:00	0:00	
	cD	0:00	0	0:00	0:00	
	CD	0:00	0	0:00	0:00	
	ÇD	0:00	0	0:00	0:00	
	cE	0:00	0	0:00	0:00	
	CE	0:00	0	0:00	0:00	
	ÇE	0:00	0	0:00	0:00	
	CF	0:00	0	0:00	0:00	
	cF	0:00	0	0:00	0:00	
	ÇF	0:00	0	0:00	0:00	
	CG	0:00	0	0:00	0:00	

To be continued on next page...

SHADOW - Main Result

Calculation: Slagschaduw WPBlauw - Vergunningen - Inrichting 1 Klokbekeertocht

...continued from previous page

No.	Name	Shadow, worst case			Shadow, expected values	
		Shadow hours per year [h/year]	Shadow days per year [days/year]	Max shadow hours per day [h/day]	Shadow hours per year [h/year]	
	cG	0:00	0	0:00	0:00	
	ÇG	0:00	0	0:00	0:00	
	cH	0:00	0	0:00	0:00	
	CH	0:00	0	0:00	0:00	
	ÇH	0:00	0	0:00	0:00	
	cI	0:00	0	0:00	0:00	
	CI	0:00	0	0:00	0:00	
	ÇI	0:00	0	0:00	0:00	
	CJ	0:00	0	0:00	0:00	
	cJ	0:00	0	0:00	0:00	
	ÇJ	0:00	0	0:00	0:00	
	CK	0:00	0	0:00	0:00	
	cK	0:00	0	0:00	0:00	
	ÇK	0:00	0	0:00	0:00	
	cL	0:00	0	0:00	0:00	
	CL	0:00	0	0:00	0:00	
	ÇL	0:00	0	0:00	0:00	
	CM	0:00	0	0:00	0:00	
	cM	0:00	0	0:00	0:00	
	ÇM	0:00	0	0:00	0:00	
	CN	0:00	0	0:00	0:00	
	cN	0:00	0	0:00	0:00	
	ÇN	0:00	0	0:00	0:00	
	cO	0:00	0	0:00	0:00	
	CO	0:00	0	0:00	0:00	
	ÇO	0:00	0	0:00	0:00	
	CP	0:00	0	0:00	0:00	
	cP	0:00	0	0:00	0:00	
	ÇP	0:00	0	0:00	0:00	
	cQ	0:00	0	0:00	0:00	
	CQ	0:00	0	0:00	0:00	
	ÇQ	0:00	0	0:00	0:00	
	cR	0:00	0	0:00	0:00	
	CR	0:00	0	0:00	0:00	
	ÇR	0:00	0	0:00	0:00	
	CS	0:00	0	0:00	0:00	
	cS	0:00	0	0:00	0:00	
	ÇS	0:00	0	0:00	0:00	
	CT	0:00	0	0:00	0:00	
	cT	0:00	0	0:00	0:00	
	ÇT	0:00	0	0:00	0:00	
	CU	0:00	0	0:00	0:00	
	cU	0:00	0	0:00	0:00	
	ÇU	0:00	0	0:00	0:00	
	cV	0:00	0	0:00	0:00	
	CV	0:00	0	0:00	0:00	
	ÇV	0:00	0	0:00	0:00	
	CW	0:00	0	0:00	0:00	
	cW	0:00	0	0:00	0:00	
	ÇW	0:00	0	0:00	0:00	
	CX	0:00	0	0:00	0:00	
	cX	0:00	0	0:00	0:00	
	ÇX	0:00	0	0:00	0:00	
	CY	0:00	0	0:00	0:00	
	cY	0:00	0	0:00	0:00	
	ÇY	0:00	0	0:00	0:00	
	CZ	0:00	0	0:00	0:00	
	cZ	0:00	0	0:00	0:00	
	ÇZ	0:00	0	0:00	0:00	
	-D	0:00	0	0:00	0:00	
	D	0:00	0	0:00	0:00	
	•D	0:00	0	0:00	0:00	
	DA	0:00	0	0:00	0:00	

To be continued on next page...

SHADOW - Main Result

Calculation: Slagschaduw WPBlauw - Vergunningen - Inrichting 1 Klokbekeertocht

...continued from previous page

No.	Name	Shadow, worst case			Shadow, expected values	
		Shadow hours per year [h/year]	Shadow days per year [days/year]	Max shadow hours per day [h/day]	Shadow hours per year [h/year]	
	dA	0:00	0	0:00	0:00	
	DB	0:00	0	0:00	0:00	
	dB	0:00	0	0:00	0:00	
	dC	0:00	0	0:00	0:00	
	DC	0:00	0	0:00	0:00	
	DD	0:00	0	0:00	0:00	
	dD	0:00	0	0:00	0:00	
	DE	0:00	0	0:00	0:00	
	dE	0:00	0	0:00	0:00	
	dF	0:00	0	0:00	0:00	
	DF	0:00	0	0:00	0:00	
	DG	0:00	0	0:00	0:00	
	dG	0:00	0	0:00	0:00	
	dH	0:00	0	0:00	0:00	
	DH	0:00	0	0:00	0:00	
	dI	0:00	0	0:00	0:00	
	DI	0:00	0	0:00	0:00	
	DJ	0:00	0	0:00	0:00	
	dJ	0:00	0	0:00	0:00	
	dK	0:00	0	0:00	0:00	
	DK	0:00	0	0:00	0:00	
	DL	0:00	0	0:00	0:00	
	dL	0:00	0	0:00	0:00	
	DM	0:00	0	0:00	0:00	
	dM	0:00	0	0:00	0:00	
	DN	0:00	0	0:00	0:00	
	dN	0:00	0	0:00	0:00	
	DO	0:00	0	0:00	0:00	
	dO	0:00	0	0:00	0:00	
	dP	0:00	0	0:00	0:00	
	DP	0:00	0	0:00	0:00	
	dQ	0:00	0	0:00	0:00	
	DQ	0:00	0	0:00	0:00	
	DR	0:00	0	0:00	0:00	
	dR	0:00	0	0:00	0:00	
	dS	0:00	0	0:00	0:00	
	DS	0:00	0	0:00	0:00	
	dT	0:00	0	0:00	0:00	
	DT	0:00	0	0:00	0:00	
	dU	0:00	0	0:00	0:00	
	DU	0:00	0	0:00	0:00	
	DV	0:00	0	0:00	0:00	
	dV	0:00	0	0:00	0:00	
	dW	0:00	0	0:00	0:00	
	DW	0:00	0	0:00	0:00	
	dX	0:00	0	0:00	0:00	
	DX	0:00	0	0:00	0:00	
	DY	0:00	0	0:00	0:00	
	dY	0:00	0	0:00	0:00	
	dZ	0:00	0	0:00	0:00	
	DZ	0:00	0	0:00	0:00	
	-E	0:00	0	0:00	0:00	
	E	0:00	0	0:00	0:00	
	•E	0:00	0	0:00	0:00	
	eA	0:00	0	0:00	0:00	
	EA	0:00	0	0:00	0:00	
	ÉA	110:12	264	0:43	24:22	
	ĚA	0:00	0	0:00	0:00	
	ĚA	0:00	0	0:00	0:00	
	ĚA	70:52	213	0:40	17:39	
	eB	0:00	0	0:00	0:00	
	EB	0:00	0	0:00	0:00	
	ĚB	103:25	275	0:40	23:47	

To be continued on next page...

SHADOW - Main Result

Calculation: Slagschaduw WPBlauw - Vergunningen - Inrichting 1 Klokbekeertocht

...continued from previous page

No.	Name	Shadow, worst case			Shadow, expected values	
		Shadow hours per year [h/year]	Shadow days per year [days/year]	Max shadow hours per day [h/day]	Shadow hours per year [h/year]	Shadow hours per year [h/year]
	ÈB	0:00	0	0:00	0:00	0:00
	ÉB	0:00	0	0:00	0:00	0:00
	ÊB	7:01	68	0:09	1:55	1:55
	EC	0:00	0	0:00	0:00	0:00
	eC	0:00	0	0:00	0:00	0:00
	ÉC	113:48	278	0:43	26:14	26:14
	ÊC	0:00	0	0:00	0:00	0:00
	ËC	46:20	178	0:34	11:52	11:52
	eD	0:00	0	0:00	0:00	0:00
	ED	0:00	0	0:00	0:00	0:00
	ÉD	105:56	280	0:40	24:17	24:17
	ÊD	0:00	0	0:00	0:00	0:00
	ËD	58:44	198	0:39	14:41	14:41
	EE	0:00	0	0:00	0:00	0:00
	eE	0:00	0	0:00	0:00	0:00
	ÉE	99:54	281	0:39	22:26	22:26
	ÊE	0:00	0	0:00	0:00	0:00
	ËE	55:31	141	0:42	14:36	14:36
	eE	16:00	103	0:16	4:27	4:27
	eF	0:00	0	0:00	0:00	0:00
	EF	0:00	0	0:00	0:00	0:00
	ÉF	0:00	0	0:00	0:00	0:00
	ÊF	0:00	0	0:00	0:00	0:00
	ËF	0:00	0	0:00	0:00	0:00
	eG	0:00	0	0:00	0:00	0:00
	EG	0:00	0	0:00	0:00	0:00
	ÉG	0:00	0	0:00	0:00	0:00
	ÊG	13:26	62	0:22	2:32	2:32
	ËG	0:36	18	0:03	0:08	0:08
	EH	0:00	0	0:00	0:00	0:00
	eH	0:00	0	0:00	0:00	0:00
	ÉH	0:00	0	0:00	0:00	0:00
	ÊH	0:00	0	0:00	0:00	0:00
	ËH	49:28	112	0:39	8:55	8:55
	eI	0:00	0	0:00	0:00	0:00
	EI	0:00	0	0:00	0:00	0:00
	ÉI	0:00	0	0:00	0:00	0:00
	ÊI	0:00	0	0:00	0:00	0:00
	ËI	60:33	120	0:47	11:16	11:16
	eI	136:09	261	1:01	32:53	32:53
	eJ	0:00	0	0:00	0:00	0:00
	EJ	0:00	0	0:00	0:00	0:00
	ÉJ	0:00	0	0:00	0:00	0:00
	ÊJ	0:00	0	0:00	0:00	0:00
	ËJ	0:00	0	0:00	0:00	0:00
	eK	0:00	0	0:00	0:00	0:00
	EK	0:00	0	0:00	0:00	0:00
	ÉK	0:00	0	0:00	0:00	0:00
	ÊK	0:00	0	0:00	0:00	0:00
	ËK	117:34	285	0:43	27:02	27:02
	eK	153:36	276	0:54	34:37	34:37
	EL	0:00	0	0:00	0:00	0:00
	eL	0:00	0	0:00	0:00	0:00
	ÉL	112:06	285	0:42	25:13	25:13
	ÊL	0:00	0	0:00	0:00	0:00
	ËL	7:11	45	0:15	1:46	1:46
	eM	0:00	0	0:00	0:00	0:00
	EM	0:00	0	0:00	0:00	0:00
	ÉM	91:27	282	0:40	21:00	21:00
	ÊM	0:00	0	0:00	0:00	0:00
	ËM	0:00	0	0:00	0:00	0:00

To be continued on next page...

SHADOW - Main Result

Calculation: Slagschaduw WPBlauw - Vergunningen - Inrichting 1 Klokbekeertocht

...continued from previous page

No.	Name	Shadow, worst case			Shadow, expected values	
		Shadow hours per year [h/year]	Shadow days per year [days/year]	Max shadow hours per day [h/day]	Shadow hours per year [h/year]	
	ÉM	2:48	29	0:08	0:40	
	EN	0:00	0	0:00	0:00	
	eN	0:00	0	0:00	0:00	
	ÉN	109:01	280	0:43	24:52	
	ÈN	8:12	61	0:14	2:00	
	ÊN	9:29	78	0:11	2:36	
	ËN	0:00	0	0:00	0:00	
	eO	0:00	0	0:00	0:00	
	EO	0:00	0	0:00	0:00	
	ÉO	104:45	293	0:40	24:14	
	ÈO	0:00	0	0:00	0:00	
	ËO	64:29	242	0:38	15:29	
	ËO	74:12	205	0:49	16:14	
	EP	0:00	0	0:00	0:00	
	eP	0:00	0	0:00	0:00	
	ÉP	120:26	267	0:46	29:13	
	ÈP	0:24	9	0:03	0:06	
	ÊP	33:51	86	0:33	4:35	
	ËP	0:00	0	0:00	0:00	
	EQ	0:00	0	0:00	0:00	
	eQ	0:00	0	0:00	0:00	
	ÉQ	102:17	248	0:42	25:09	
	ÈQ	0:00	0	0:00	0:00	
	ËQ	11:20	72	0:16	3:13	
	ËQ	11:58	93	0:14	3:15	
	eR	0:00	0	0:00	0:00	
	ER	0:00	0	0:00	0:00	
	ÉR	99:37	237	0:45	24:35	
	ÈR	0:00	0	0:00	0:00	
	ÊR	8:52	66	0:14	2:31	
	ËR	83:24	213	0:51	18:34	
	eS	0:00	0	0:00	0:00	
	ES	0:00	0	0:00	0:00	
	ÉS	96:45	231	0:42	24:02	
	ÈS	0:00	0	0:00	0:00	
	ÊS	4:16	29	0:14	1:05	
	ËS	0:00	0	0:00	0:00	
	eT	0:00	0	0:00	0:00	
	ÉT	80:59	169	0:45	20:58	
	ÈT	0:00	0	0:00	0:00	
	ÊT	45:02	178	0:27	11:42	
	ËT	65:38	206	0:41	15:58	
	EU	0:00	0	0:00	0:00	
	eU	0:00	0	0:00	0:00	
	ÉU	41:26	121	0:45	11:05	
	ÈU	0:00	0	0:00	0:00	
	ÊU	0:00	0	0:00	0:00	
	ËU	42:37	100	0:35	5:45	
	EV	0:00	0	0:00	0:00	
	eV	0:00	0	0:00	0:00	
	ÉV	40:25	126	0:42	10:44	
	ÈV	0:00	0	0:00	0:00	
	ÊV	0:00	0	0:00	0:00	
	ËV	0:00	0	0:00	0:00	
	eW	0:00	0	0:00	0:00	
	EW	0:00	0	0:00	0:00	
	ÉW	39:22	64	1:02	10:44	
	ÈW	0:00	0	0:00	0:00	
	ÊW	52:31	185	0:38	13:13	
	ËW	81:36	218	0:36	15:49	
	EX	0:00	0	0:00	0:00	
	eX	0:00	0	0:00	0:00	
	ÉX	72:23	86	1:06	16:55	

To be continued on next page...

SHADOW - Main Result

Calculation: Slagschaduw WPBlauw - Vergunningen - Inrichting 1 Klokbekeertoelt

...continued from previous page

No.	Name	Shadow, worst case			Shadow, expected values
		Shadow hours per year [h/year]	Shadow days per year [days/year]	Max shadow hours per day [h/day]	Shadow hours per year [h/year]
	ÈX	69:55	185	0:40	15:43
	ÊX	64:46	204	0:34	16:57
	ËX	0:00	0	0:00	0:00
	EY	0:00	0	0:00	0:00
	eY	0:00	0	0:00	0:00
	ÉY	0:00	0	0:00	0:00
	ËY	94:48	220	0:44	21:05
	ÊY	0:00	0	0:00	0:00
	ËY	0:00	0	0:00	0:00
	EZ	0:00	0	0:00	0:00
	eZ	0:00	0	0:00	0:00
	ÉZ	0:00	0	0:00	0:00
	ËZ	99:39	261	0:39	22:02
	ÊZ	92:17	220	0:53	20:51
	ÈZ	0:00	0	0:00	0:00
	-F	0:00	0	0:00	0:00
	F	0:00	0	0:00	0:00
	•F	0:00	0	0:00	0:00
	FA	0:00	0	0:00	0:00
	fA	0:00	0	0:00	0:00
	fB	0:00	0	0:00	0:00
	FB	0:00	0	0:00	0:00
	fC	0:00	0	0:00	0:00
	FC	0:00	0	0:00	0:00
	FD	0:00	0	0:00	0:00
	fD	0:00	0	0:00	0:00
	FE	0:00	0	0:00	0:00
	fE	0:00	0	0:00	0:00
	fF	0:00	0	0:00	0:00
	FF	0:00	0	0:00	0:00
	FG	0:00	0	0:00	0:00
	fG	0:00	0	0:00	0:00
	FH	0:00	0	0:00	0:00
	fH	0:00	0	0:00	0:00
	FI	0:00	0	0:00	0:00
	fI	0:00	0	0:00	0:00
	FJ	0:00	0	0:00	0:00
	fJ	0:00	0	0:00	0:00
	fK	0:00	0	0:00	0:00
	FK	0:00	0	0:00	0:00
	fL	0:00	0	0:00	0:00
	FL	0:00	0	0:00	0:00
	FM	0:00	0	0:00	0:00
	fM	0:00	0	0:00	0:00
	FN	0:00	0	0:00	0:00
	fN	0:00	0	0:00	0:00
	FO	0:00	0	0:00	0:00
	fO	0:00	0	0:00	0:00
	FP	0:00	0	0:00	0:00
	fP	0:00	0	0:00	0:00
	fQ	0:00	0	0:00	0:00
	FQ	0:00	0	0:00	0:00
	FR	0:00	0	0:00	0:00
	fR	0:00	0	0:00	0:00
	FS	0:00	0	0:00	0:00
	fS	0:00	0	0:00	0:00
	FT	0:00	0	0:00	0:00
	FT	0:00	0	0:00	0:00
	FU	0:00	0	0:00	0:00
	fU	0:00	0	0:00	0:00
	FV	0:00	0	0:00	0:00
	fV	0:00	0	0:00	0:00
	FW	0:00	0	0:00	0:00

To be continued on next page...

SHADOW - Main Result

Calculation: Slagschaduw WPBlauw - Vergunningen - Inrichting 1 Klokbekeertocht

...continued from previous page

No.	Name	Shadow, worst case			Shadow, expected values	
		Shadow hours per year [h/year]	Shadow days per year [days/year]	Max shadow hours per day [h/day]	Shadow hours per year [h/year]	Shadow hours per year [h/year]
	fW	0:00	0	0:00	0:00	0:00
	fX	0:00	0	0:00	0:00	0:00
	FX	0:00	0	0:00	0:00	0:00
	FY	0:00	0	0:00	0:00	0:00
	fY	0:00	0	0:00	0:00	0:00
	FZ	0:00	0	0:00	0:00	0:00
	fZ	0:00	0	0:00	0:00	0:00
	-G	0:00	0	0:00	0:00	0:00
	G	0:00	0	0:00	0:00	0:00
	•G	0:00	0	0:00	0:00	0:00
	GA	0:00	0	0:00	0:00	0:00
	gA	0:00	0	0:00	0:00	0:00
	gB	0:00	0	0:00	0:00	0:00
	GB	0:00	0	0:00	0:00	0:00
	GC	0:00	0	0:00	0:00	0:00
	gC	0:00	0	0:00	0:00	0:00
	GD	0:00	0	0:00	0:00	0:00
	gD	0:00	0	0:00	0:00	0:00
	GE	0:00	0	0:00	0:00	0:00
	gE	0:00	0	0:00	0:00	0:00
	Gezondheidszorg of onderwijs	0:00	0	0:00	0:00	0:00
	Gezondheidszorg of onderwijs	0:00	0	0:00	0:00	0:00
	Gezondheidszorg of onderwijs	0:00	0	0:00	0:00	0:00
	Gezondheidszorg of onderwijs	0:00	0	0:00	0:00	0:00
	Gezondheidszorg of onderwijs	0:00	0	0:00	0:00	0:00
	Gezondheidszorg of onderwijs	0:00	0	0:00	0:00	0:00
	GF	0:00	0	0:00	0:00	0:00
	gF	0:00	0	0:00	0:00	0:00
	GG	0:00	0	0:00	0:00	0:00
	gG	0:00	0	0:00	0:00	0:00
	GH	0:00	0	0:00	0:00	0:00
	gH	0:00	0	0:00	0:00	0:00
	GI	0:00	0	0:00	0:00	0:00
	gI	0:00	0	0:00	0:00	0:00
	gJ	0:00	0	0:00	0:00	0:00
	GJ	0:00	0	0:00	0:00	0:00
	gK	0:00	0	0:00	0:00	0:00
	GK	0:00	0	0:00	0:00	0:00
	GL	0:00	0	0:00	0:00	0:00
	gL	0:00	0	0:00	0:00	0:00
	gM	0:00	0	0:00	0:00	0:00
	GM	0:00	0	0:00	0:00	0:00
	gN	0:00	0	0:00	0:00	0:00
	GN	0:00	0	0:00	0:00	0:00
	GO	0:00	0	0:00	0:00	0:00
	gO	0:00	0	0:00	0:00	0:00
	gP	0:00	0	0:00	0:00	0:00
	GP	0:00	0	0:00	0:00	0:00
	GQ	0:00	0	0:00	0:00	0:00
	gQ	0:00	0	0:00	0:00	0:00
	GR	0:00	0	0:00	0:00	0:00
	gR	0:00	0	0:00	0:00	0:00
	gS	0:00	0	0:00	0:00	0:00
	GS	0:00	0	0:00	0:00	0:00
	GT	0:00	0	0:00	0:00	0:00
	gT	0:00	0	0:00	0:00	0:00
	gU	0:00	0	0:00	0:00	0:00
	GU	0:00	0	0:00	0:00	0:00
	gV	0:00	0	0:00	0:00	0:00
	gV	0:00	0	0:00	0:00	0:00
	GW	0:00	0	0:00	0:00	0:00
	gW	0:00	0	0:00	0:00	0:00
	GX	0:00	0	0:00	0:00	0:00

To be continued on next page...

SHADOW - Main Result

Calculation: Slagschaduw WPBlauw - Vergunningen - Inrichting 1 Klokbekeertocht

...continued from previous page

No.	Name	Shadow, worst case			Shadow, expected values	
		Shadow hours per year [h/year]	Shadow days per year [days/year]	Max shadow hours per day [h/day]	Shadow hours per year [h/year]	
	gX	0:00	0	0:00	0:00	
	gY	0:00	0	0:00	0:00	
	GY	0:00	0	0:00	0:00	
	GZ	0:00	0	0:00	0:00	
	gZ	0:00	0	0:00	0:00	
	-H	0:00	0	0:00	0:00	
	H	0:00	0	0:00	0:00	
	•H	0:00	0	0:00	0:00	
	HA	0:00	0	0:00	0:00	
	hA	0:00	0	0:00	0:00	
	HB	0:00	0	0:00	0:00	
	hB	0:00	0	0:00	0:00	
	hC	0:00	0	0:00	0:00	
	HC	0:00	0	0:00	0:00	
	HD	0:00	0	0:00	0:00	
	hD	0:00	0	0:00	0:00	
	HE	0:00	0	0:00	0:00	
	hE	0:00	0	0:00	0:00	
	HF	0:00	0	0:00	0:00	
	hF	0:00	0	0:00	0:00	
	hG	0:00	0	0:00	0:00	
	HG	0:00	0	0:00	0:00	
	hH	0:00	0	0:00	0:00	
	HH	0:00	0	0:00	0:00	
	HI	0:00	0	0:00	0:00	
	hI	0:00	0	0:00	0:00	
	HJ	0:00	0	0:00	0:00	
	hJ	0:00	0	0:00	0:00	
	hK	0:00	0	0:00	0:00	
	HK	0:00	0	0:00	0:00	
	HL	0:00	0	0:00	0:00	
	hL	0:00	0	0:00	0:00	
	hM	0:00	0	0:00	0:00	
	HM	0:00	0	0:00	0:00	
	HN	0:00	0	0:00	0:00	
	hN	0:00	0	0:00	0:00	
	hO	0:00	0	0:00	0:00	
	HO	0:00	0	0:00	0:00	
	hP	0:00	0	0:00	0:00	
	HP	0:00	0	0:00	0:00	
	HQ	0:00	0	0:00	0:00	
	hQ	0:00	0	0:00	0:00	
	HR	0:00	0	0:00	0:00	
	hR	0:00	0	0:00	0:00	
	hS	0:00	0	0:00	0:00	
	HS	0:00	0	0:00	0:00	
	hT	0:00	0	0:00	0:00	
	HT	0:00	0	0:00	0:00	
	hU	0:00	0	0:00	0:00	
	HU	0:00	0	0:00	0:00	
	HV	0:00	0	0:00	0:00	
	hV	0:00	0	0:00	0:00	
	HW	0:00	0	0:00	0:00	
	hW	0:00	0	0:00	0:00	
	hX	0:00	0	0:00	0:00	
	HX	0:00	0	0:00	0:00	
	HY	0:00	0	0:00	0:00	
	hY	0:00	0	0:00	0:00	
	HZ	0:00	0	0:00	0:00	
	hZ	0:00	0	0:00	0:00	
	I	0:00	0	0:00	0:00	
	-I	0:00	0	0:00	0:00	
	•I	0:00	0	0:00	0:00	

To be continued on next page...

SHADOW - Main Result

Calculation: Slagschaduw WPBlauw - Vergunningen - Inrichting 1 Klokbekeertocht

...continued from previous page

No.	Name	Shadow, worst case			Shadow, expected values
		Shadow hours per year [h/year]	Shadow days per year [days/year]	Max shadow hours per day [h/day]	Shadow hours per year [h/year]
iA		0:00	0	0:00	0:00
IA		0:00	0	0:00	0:00
lA		120:34	218	1:01	25:30
IB		0:00	0	0:00	0:00
iB		0:00	0	0:00	0:00
lB		4:35	34	0:13	1:09
iC		0:00	0	0:00	0:00
IC		0:00	0	0:00	0:00
lC		9:19	67	0:14	2:39
iD		0:00	0	0:00	0:00
ID		0:00	0	0:00	0:00
lD		29:59	150	0:26	7:48
iE		0:00	0	0:00	0:00
IE		0:00	0	0:00	0:00
lE		9:09	61	0:15	2:14
IF		0:00	0	0:00	0:00
iF		0:00	0	0:00	0:00
lF		0:00	0	0:00	0:00
IG		0:00	0	0:00	0:00
iG		0:00	0	0:00	0:00
lG		131:09	218	1:04	27:30
iH		0:00	0	0:00	0:00
IH		0:00	0	0:00	0:00
iI		0:00	0	0:00	0:00
II		0:00	0	0:00	0:00
iJ		0:00	0	0:00	0:00
IJ		0:00	0	0:00	0:00
iK		0:00	0	0:00	0:00
IK		0:00	0	0:00	0:00
iL		0:00	0	0:00	0:00
IL		0:00	0	0:00	0:00
iM		0:00	0	0:00	0:00
IM		0:00	0	0:00	0:00
iN		0:00	0	0:00	0:00
IN		0:00	0	0:00	0:00
IO		0:00	0	0:00	0:00
iO		0:00	0	0:00	0:00
IP		0:00	0	0:00	0:00
iP		0:00	0	0:00	0:00
iQ		0:00	0	0:00	0:00
IQ		0:00	0	0:00	0:00
iR		0:00	0	0:00	0:00
IR		0:00	0	0:00	0:00
iS		0:00	0	0:00	0:00
IS		0:00	0	0:00	0:00
IT		0:00	0	0:00	0:00
iT		0:00	0	0:00	0:00
IU		0:00	0	0:00	0:00
iU		0:00	0	0:00	0:00
IV		0:00	0	0:00	0:00
iV		0:00	0	0:00	0:00
iW		0:00	0	0:00	0:00
IW		0:00	0	0:00	0:00
iX		0:00	0	0:00	0:00
IX		0:00	0	0:00	0:00
IY		0:00	0	0:00	0:00
iY		0:00	0	0:00	0:00
iZ		0:00	0	0:00	0:00
IZ		0:00	0	0:00	0:00
-J		0:00	0	0:00	0:00
J		0:00	0	0:00	0:00
•J		0:00	0	0:00	0:00
JA		0:00	0	0:00	0:00

To be continued on next page...

SHADOW - Main Result

Calculation: Slagschaduw WPBlauw - Vergunningen - Inrichting 1 Klokbekeertocht

...continued from previous page

No.	Name	Shadow, worst case			Shadow, expected values
		Shadow hours per year [h/year]	Shadow days per year [days/year]	Max shadow hours per day [h/day]	Shadow hours per year [h/year]
	jA	0:00	0	0:00	0:00
	JB	0:00	0	0:00	0:00
	jB	0:00	0	0:00	0:00
	jC	0:00	0	0:00	0:00
	JC	0:00	0	0:00	0:00
	JD	0:00	0	0:00	0:00
	jD	0:00	0	0:00	0:00
	jE	0:00	0	0:00	0:00
	JE	0:00	0	0:00	0:00
	JF	0:00	0	0:00	0:00
	jF	0:00	0	0:00	0:00
	JG	0:00	0	0:00	0:00
	jG	0:00	0	0:00	0:00
	JH	0:00	0	0:00	0:00
	jH	0:00	0	0:00	0:00
	JI	0:00	0	0:00	0:00
	JJ	0:00	0	0:00	0:00
	jJ	0:00	0	0:00	0:00
	JK	0:00	0	0:00	0:00
	JK	0:00	0	0:00	0:00
	jL	0:00	0	0:00	0:00
	JL	0:00	0	0:00	0:00
	JM	0:00	0	0:00	0:00
	jM	0:00	0	0:00	0:00
	jN	0:00	0	0:00	0:00
	JN	0:00	0	0:00	0:00
	JO	0:00	0	0:00	0:00
	jO	0:00	0	0:00	0:00
	jP	0:00	0	0:00	0:00
	JP	0:00	0	0:00	0:00
	JQ	0:00	0	0:00	0:00
	jQ	0:00	0	0:00	0:00
	JR	0:00	0	0:00	0:00
	jR	0:00	0	0:00	0:00
	JS	0:00	0	0:00	0:00
	JT	0:00	0	0:00	0:00
	jT	0:00	0	0:00	0:00
	JU	0:00	0	0:00	0:00
	jU	0:00	0	0:00	0:00
	JV	0:00	0	0:00	0:00
	JV	0:00	0	0:00	0:00
	JW	0:00	0	0:00	0:00
	jW	0:00	0	0:00	0:00
	JX	0:00	0	0:00	0:00
	jX	0:00	0	0:00	0:00
	JY	0:00	0	0:00	0:00
	jY	0:00	0	0:00	0:00
	JZ	0:00	0	0:00	0:00
	jZ	0:00	0	0:00	0:00
	K	0:00	0	0:00	0:00
	-K	0:00	0	0:00	0:00
	•K	0:00	0	0:00	0:00
	kA	0:00	0	0:00	0:00
	KA	0:00	0	0:00	0:00
	KB	0:00	0	0:00	0:00
	kB	0:00	0	0:00	0:00
	KC	0:00	0	0:00	0:00
	kC	0:00	0	0:00	0:00
	kD	0:00	0	0:00	0:00
	KD	0:00	0	0:00	0:00
	KE	0:00	0	0:00	0:00

To be continued on next page...

SHADOW - Main Result

Calculation: Slagschaduw WPBlauw - Vergunningen - Inrichting 1 Klokbekeertocht

...continued from previous page

No.	Name	Shadow, worst case			Shadow, expected values	
		Shadow hours per year [h/year]	Shadow days per year [days/year]	Max shadow hours per day [h/day]	Shadow hours per year [h/year]	
	KE	0:00	0	0:00	0:00	
	KF	0:00	0	0:00	0:00	
	kF	0:00	0	0:00	0:00	
	KG	0:00	0	0:00	0:00	
	kG	0:00	0	0:00	0:00	
	KH	0:00	0	0:00	0:00	
	kH	0:00	0	0:00	0:00	
	KI	0:00	0	0:00	0:00	
	kI	0:00	0	0:00	0:00	
	KJ	0:00	0	0:00	0:00	
	kJ	0:00	0	0:00	0:00	
	KK	0:00	0	0:00	0:00	
	kK	0:00	0	0:00	0:00	
	KL	0:00	0	0:00	0:00	
	kL	0:00	0	0:00	0:00	
	kM	0:00	0	0:00	0:00	
	KM	0:00	0	0:00	0:00	
	KN	0:00	0	0:00	0:00	
	kN	0:00	0	0:00	0:00	
	KO	0:00	0	0:00	0:00	
	kO	0:00	0	0:00	0:00	
	kP	0:00	0	0:00	0:00	
	KP	0:00	0	0:00	0:00	
	KQ	0:00	0	0:00	0:00	
	kQ	0:00	0	0:00	0:00	
	KR	0:00	0	0:00	0:00	
	kR	0:00	0	0:00	0:00	
	KS	0:00	0	0:00	0:00	
	kS	0:00	0	0:00	0:00	
	KT	0:00	0	0:00	0:00	
	kT	0:00	0	0:00	0:00	
	KU	0:00	0	0:00	0:00	
	kU	0:00	0	0:00	0:00	
	KV	0:00	0	0:00	0:00	
	kV	0:00	0	0:00	0:00	
	kW	0:00	0	0:00	0:00	
	KW	0:00	0	0:00	0:00	
	kX	0:00	0	0:00	0:00	
	KX	0:00	0	0:00	0:00	
	KY	0:00	0	0:00	0:00	
	kY	0:00	0	0:00	0:00	
	kZ	0:00	0	0:00	0:00	
	KZ	0:00	0	0:00	0:00	
	-L	0:00	0	0:00	0:00	
	L	0:00	0	0:00	0:00	
	•L	0:00	0	0:00	0:00	
	LA	0:00	0	0:00	0:00	
	IA	0:00	0	0:00	0:00	
	LB	0:00	0	0:00	0:00	
	IB	0:00	0	0:00	0:00	
	IC	0:00	0	0:00	0:00	
	LC	0:00	0	0:00	0:00	
	LD	0:00	0	0:00	0:00	
	ID	0:00	0	0:00	0:00	
	IE	0:00	0	0:00	0:00	
	LE	0:00	0	0:00	0:00	
	LF	0:00	0	0:00	0:00	
	IF	0:00	0	0:00	0:00	
	IG	0:00	0	0:00	0:00	
	LG	0:00	0	0:00	0:00	
	IH	0:00	0	0:00	0:00	
	LH	0:00	0	0:00	0:00	
	LI	0:00	0	0:00	0:00	

To be continued on next page...

SHADOW - Main Result

Calculation: Slagschaduw WPBlauw - Vergunningen - Inrichting 1 Klokbekeertocht

...continued from previous page

No.	Name	Shadow, worst case			Shadow, expected values	
		Shadow hours per year [h/year]	Shadow days per year [days/year]	Max shadow hours per day [h/day]	Shadow hours per year [h/year]	
	II	0:00	0	0:00	0:00	
	LJ	0:00	0	0:00	0:00	
	IJ	0:00	0	0:00	0:00	
	IK	0:00	0	0:00	0:00	
	LK	0:00	0	0:00	0:00	
	IL	0:00	0	0:00	0:00	
	LL	0:00	0	0:00	0:00	
	LM	0:00	0	0:00	0:00	
	IM	0:00	0	0:00	0:00	
	LN	0:00	0	0:00	0:00	
	IN	0:00	0	0:00	0:00	
	LO	0:00	0	0:00	0:00	
	IO	0:00	0	0:00	0:00	
	LP	0:00	0	0:00	0:00	
	IP	0:00	0	0:00	0:00	
	IQ	0:00	0	0:00	0:00	
	LQ	0:00	0	0:00	0:00	
	LR	0:00	0	0:00	0:00	
	IR	0:00	0	0:00	0:00	
	IS	0:00	0	0:00	0:00	
	LS	0:00	0	0:00	0:00	
	IT	0:00	0	0:00	0:00	
	LT	0:00	0	0:00	0:00	
	LU	0:00	0	0:00	0:00	
	IU	0:00	0	0:00	0:00	
	IV	0:00	0	0:00	0:00	
	LV	0:00	0	0:00	0:00	
	LW	0:00	0	0:00	0:00	
	IW	0:00	0	0:00	0:00	
	IX	0:00	0	0:00	0:00	
	LX	0:00	0	0:00	0:00	
	LY	0:00	0	0:00	0:00	
	IY	0:00	0	0:00	0:00	
	IZ	0:00	0	0:00	0:00	
	LZ	0:00	0	0:00	0:00	
	M	0:00	0	0:00	0:00	
	-M	0:00	0	0:00	0:00	
	•M	0:00	0	0:00	0:00	
	mA	0:00	0	0:00	0:00	
	MA	0:00	0	0:00	0:00	
	MB	0:00	0	0:00	0:00	
	mB	0:00	0	0:00	0:00	
	MC	0:00	0	0:00	0:00	
	mC	0:00	0	0:00	0:00	
	MD	0:00	0	0:00	0:00	
	mD	0:00	0	0:00	0:00	
	ME	0:00	0	0:00	0:00	
	mE	0:00	0	0:00	0:00	
	mF	0:00	0	0:00	0:00	
	MF	0:00	0	0:00	0:00	
	mG	0:00	0	0:00	0:00	
	MG	0:00	0	0:00	0:00	
	mH	0:00	0	0:00	0:00	
	MH	0:00	0	0:00	0:00	
	mI	0:00	0	0:00	0:00	
	MI	0:00	0	0:00	0:00	
	mJ	0:00	0	0:00	0:00	
	MJ	0:00	0	0:00	0:00	
	MK	0:00	0	0:00	0:00	
	mK	0:00	0	0:00	0:00	
	ML	0:00	0	0:00	0:00	
	mL	0:00	0	0:00	0:00	
	MM	0:00	0	0:00	0:00	

To be continued on next page...

SHADOW - Main Result

Calculation: Slagschaduw WPBlauw - Vergunningen - Inrichting 1 Klokbekeertocht

...continued from previous page

No.	Name	Shadow, worst case			Shadow, expected values	
		Shadow hours per year [h/year]	Shadow days per year [days/year]	Max shadow hours per day [h/day]	Shadow hours per year [h/year]	
	mM	0:00	0	0:00	0:00	
	mN	0:00	0	0:00	0:00	
	MN	0:00	0	0:00	0:00	
	mO	0:00	0	0:00	0:00	
	MO	0:00	0	0:00	0:00	
	mP	0:00	0	0:00	0:00	
	MP	0:00	0	0:00	0:00	
	mQ	0:00	0	0:00	0:00	
	MQ	0:00	0	0:00	0:00	
	MR	0:00	0	0:00	0:00	
	mR	0:00	0	0:00	0:00	
	mS	0:00	0	0:00	0:00	
	MS	0:00	0	0:00	0:00	
	MT	0:00	0	0:00	0:00	
	mT	0:00	0	0:00	0:00	
	mU	0:00	0	0:00	0:00	
	MU	0:00	0	0:00	0:00	
	mV	0:00	0	0:00	0:00	
	MV	0:00	0	0:00	0:00	
	MW	0:00	0	0:00	0:00	
	mW	0:00	0	0:00	0:00	
	mX	0:00	0	0:00	0:00	
	MX	0:00	0	0:00	0:00	
	mY	0:00	0	0:00	0:00	
	MY	0:00	0	0:00	0:00	
	mZ	0:00	0	0:00	0:00	
	MZ	0:00	0	0:00	0:00	
	-N	0:00	0	0:00	0:00	
	N	0:00	0	0:00	0:00	
	•N	0:00	0	0:00	0:00	
	NA	0:00	0	0:00	0:00	
	nA	0:00	0	0:00	0:00	
	NB	0:00	0	0:00	0:00	
	nB	0:00	0	0:00	0:00	
	NC	0:00	0	0:00	0:00	
	nC	0:00	0	0:00	0:00	
	ND	0:00	0	0:00	0:00	
	nD	0:00	0	0:00	0:00	
	nE	0:00	0	0:00	0:00	
	NE	0:00	0	0:00	0:00	
	nF	0:00	0	0:00	0:00	
	NF	0:00	0	0:00	0:00	
	NG	0:00	0	0:00	0:00	
	nG	0:00	0	0:00	0:00	
	nH	0:00	0	0:00	0:00	
	NH	0:00	0	0:00	0:00	
	nI	0:00	0	0:00	0:00	
	NI	0:00	0	0:00	0:00	
	nJ	0:00	0	0:00	0:00	
	NJ	0:00	0	0:00	0:00	
	NK	0:00	0	0:00	0:00	
	nK	0:00	0	0:00	0:00	
	NL	0:00	0	0:00	0:00	
	nL	0:00	0	0:00	0:00	
	nM	0:00	0	0:00	0:00	
	NM	0:00	0	0:00	0:00	
	nN	0:00	0	0:00	0:00	
	NN	0:00	0	0:00	0:00	
	nO	0:00	0	0:00	0:00	
	NO	0:00	0	0:00	0:00	
	nP	0:00	0	0:00	0:00	
	NP	0:00	0	0:00	0:00	
	nQ	0:00	0	0:00	0:00	

To be continued on next page...

SHADOW - Main Result

Calculation: Slagschaduw WPBlauw - Vergunningen - Inrichting 1 Klokbekeertocht

...continued from previous page

No.	Name	Shadow, worst case			Shadow, expected values	
		Shadow hours per year [h/year]	Shadow days per year [days/year]	Max shadow hours per day [h/day]	Shadow hours per year [h/year]	
	NQ	0:00	0	0:00	0:00	
	nR	0:00	0	0:00	0:00	
	NR	0:00	0	0:00	0:00	
	nS	0:00	0	0:00	0:00	
	NS	0:00	0	0:00	0:00	
	nT	0:00	0	0:00	0:00	
	NT	0:00	0	0:00	0:00	
	nU	0:00	0	0:00	0:00	
	NU	0:00	0	0:00	0:00	
	NV	0:00	0	0:00	0:00	
	nV	0:00	0	0:00	0:00	
	NW	0:00	0	0:00	0:00	
	nW	0:00	0	0:00	0:00	
	nX	0:00	0	0:00	0:00	
	NX	0:00	0	0:00	0:00	
	NY	0:00	0	0:00	0:00	
	nY	0:00	0	0:00	0:00	
	NZ	0:00	0	0:00	0:00	
	nZ	0:00	0	0:00	0:00	
	O	0:00	0	0:00	0:00	
	-O	0:00	0	0:00	0:00	
	•O	0:00	0	0:00	0:00	
	OA	0:00	0	0:00	0:00	
	oA	0:00	0	0:00	0:00	
	°A	0:00	0	0:00	0:00	
	oB	0:00	0	0:00	0:00	
	OB	0:00	0	0:00	0:00	
	°B	0:00	0	0:00	0:00	
	oC	0:00	0	0:00	0:00	
	OC	0:00	0	0:00	0:00	
	°C	0:00	0	0:00	0:00	
	oD	0:00	0	0:00	0:00	
	OD	0:00	0	0:00	0:00	
	°D	0:00	0	0:00	0:00	
	OE	0:00	0	0:00	0:00	
	oE	0:00	0	0:00	0:00	
	°E	0:00	0	0:00	0:00	
	oF	0:00	0	0:00	0:00	
	OF	0:00	0	0:00	0:00	
	°F	0:00	0	0:00	0:00	
	OG	0:00	0	0:00	0:00	
	oG	0:00	0	0:00	0:00	
	°G	0:00	0	0:00	0:00	
	oH	0:00	0	0:00	0:00	
	OH	0:00	0	0:00	0:00	
	°H	0:00	0	0:00	0:00	
	oI	0:00	0	0:00	0:00	
	OI	0:00	0	0:00	0:00	
	°I	0:00	0	0:00	0:00	
	OJ	0:00	0	0:00	0:00	
	oJ	0:00	0	0:00	0:00	
	°J	0:00	0	0:00	0:00	
	oK	0:00	0	0:00	0:00	
	OK	0:00	0	0:00	0:00	
	°K	0:00	0	0:00	0:00	
	oL	0:00	0	0:00	0:00	
	OL	0:00	0	0:00	0:00	
	°L	0:00	0	0:00	0:00	
	oM	0:00	0	0:00	0:00	
	OM	0:00	0	0:00	0:00	
	°M	0:00	0	0:00	0:00	
	oN	0:00	0	0:00	0:00	
	ON	0:00	0	0:00	0:00	

To be continued on next page...

SHADOW - Main Result

Calculation: Slagschaduw WPBlauw - Vergunningen - Inrichting 1 Klokbekeertocht

...continued from previous page

No.	Name	Shadow, worst case			Shadow, expected values
		Shadow hours per year [h/year]	Shadow days per year [days/year]	Max shadow hours per day [h/day]	Shadow hours per year [h/year]
	°N	0:00	0	0:00	0:00
	oO	0:00	0	0:00	0:00
	OO	0:00	0	0:00	0:00
	°O	0:00	0	0:00	0:00
	oP	0:00	0	0:00	0:00
	OP	0:00	0	0:00	0:00
	°P	0:00	0	0:00	0:00
	oQ	0:00	0	0:00	0:00
	OQ	0:00	0	0:00	0:00
	°Q	0:00	0	0:00	0:00
	oR	0:00	0	0:00	0:00
	OR	0:00	0	0:00	0:00
	°R	0:00	0	0:00	0:00
	OS	0:00	0	0:00	0:00
	oS	0:00	0	0:00	0:00
	°S	0:00	0	0:00	0:00
	oT	0:00	0	0:00	0:00
	OT	0:00	0	0:00	0:00
	°T	0:00	0	0:00	0:00
	OU	0:00	0	0:00	0:00
	oU	0:00	0	0:00	0:00
	°U	0:00	0	0:00	0:00
	oV	0:00	0	0:00	0:00
	OV	0:00	0	0:00	0:00
	°V	0:00	0	0:00	0:00
	OW	0:00	0	0:00	0:00
	oW	0:00	0	0:00	0:00
	°W	0:00	0	0:00	0:00
	OX	0:00	0	0:00	0:00
	oX	0:00	0	0:00	0:00
	°X	0:00	0	0:00	0:00
	oY	0:00	0	0:00	0:00
	OY	0:00	0	0:00	0:00
	°Y	0:00	0	0:00	0:00
	oZ	0:00	0	0:00	0:00
	OZ	0:00	0	0:00	0:00
	°Z	0:00	0	0:00	0:00
	-P	0:00	0	0:00	0:00
	P	0:00	0	0:00	0:00
	•P	0:00	0	0:00	0:00
	PA	0:00	0	0:00	0:00
	pA	0:00	0	0:00	0:00
	PB	0:00	0	0:00	0:00
	pB	0:00	0	0:00	0:00
	PC	0:00	0	0:00	0:00
	pC	0:00	0	0:00	0:00
	PD	0:00	0	0:00	0:00
	pD	0:00	0	0:00	0:00
	pE	0:00	0	0:00	0:00
	PE	0:00	0	0:00	0:00
	pF	0:00	0	0:00	0:00
	PF	0:00	0	0:00	0:00
	PG	0:00	0	0:00	0:00
	pG	0:00	0	0:00	0:00
	pH	0:00	0	0:00	0:00
	PH	0:00	0	0:00	0:00
	pI	0:00	0	0:00	0:00
	PI	0:00	0	0:00	0:00
	PJ	0:00	0	0:00	0:00
	pJ	0:00	0	0:00	0:00
	PK	0:00	0	0:00	0:00
	pK	0:00	0	0:00	0:00
	PL	0:00	0	0:00	0:00

To be continued on next page...

SHADOW - Main Result

Calculation: Slagschaduw WPBlauw - Vergunningen - Inrichting 1 Klokbekeertocht

...continued from previous page

No.	Name	Shadow, worst case			Shadow, expected values	
		Shadow hours per year [h/year]	Shadow days per year [days/year]	Max shadow hours per day [h/day]	Shadow hours per year [h/year]	
	pL	0:00	0	0:00	0:00	
	PM	0:00	0	0:00	0:00	
	pM	0:00	0	0:00	0:00	
	pN	0:00	0	0:00	0:00	
	PN	0:00	0	0:00	0:00	
	PO	0:00	0	0:00	0:00	
	pO	0:00	0	0:00	0:00	
	PP	0:00	0	0:00	0:00	
	pP	0:00	0	0:00	0:00	
	pQ	0:00	0	0:00	0:00	
	PQ	0:00	0	0:00	0:00	
	pR	0:00	0	0:00	0:00	
	PR	0:00	0	0:00	0:00	
	pS	0:00	0	0:00	0:00	
	PS	0:00	0	0:00	0:00	
	pT	0:00	0	0:00	0:00	
	PT	0:00	0	0:00	0:00	
	pU	0:00	0	0:00	0:00	
	PU	0:00	0	0:00	0:00	
	PV	0:00	0	0:00	0:00	
	pV	0:00	0	0:00	0:00	
	pW	0:00	0	0:00	0:00	
	PW	0:00	0	0:00	0:00	
	PX	0:00	0	0:00	0:00	
	pX	0:00	0	0:00	0:00	
	PY	0:00	0	0:00	0:00	
	pY	0:00	0	0:00	0:00	
	pZ	0:00	0	0:00	0:00	
	PZ	0:00	0	0:00	0:00	
	-Q	0:00	0	0:00	0:00	
	Q	0:00	0	0:00	0:00	
	•Q	0:00	0	0:00	0:00	
	qA	0:00	0	0:00	0:00	
	QA	0:00	0	0:00	0:00	
	qB	0:00	0	0:00	0:00	
	QB	0:00	0	0:00	0:00	
	QC	0:00	0	0:00	0:00	
	qC	0:00	0	0:00	0:00	
	QD	0:00	0	0:00	0:00	
	qD	0:00	0	0:00	0:00	
	qE	0:00	0	0:00	0:00	
	QE	0:00	0	0:00	0:00	
	QF	0:00	0	0:00	0:00	
	qF	0:00	0	0:00	0:00	
	qG	0:00	0	0:00	0:00	
	QG	0:00	0	0:00	0:00	
	qH	0:00	0	0:00	0:00	
	QH	0:00	0	0:00	0:00	
	QI	0:00	0	0:00	0:00	
	qI	0:00	0	0:00	0:00	
	qJ	0:00	0	0:00	0:00	
	QJ	0:00	0	0:00	0:00	
	QK	0:00	0	0:00	0:00	
	qK	0:00	0	0:00	0:00	
	QL	0:00	0	0:00	0:00	
	qL	0:00	0	0:00	0:00	
	qM	0:00	0	0:00	0:00	
	QM	0:00	0	0:00	0:00	
	QN	0:00	0	0:00	0:00	
	qN	0:00	0	0:00	0:00	
	QO	0:00	0	0:00	0:00	
	qO	0:00	0	0:00	0:00	
	QP	0:00	0	0:00	0:00	

To be continued on next page...

SHADOW - Main Result

Calculation: Slagschaduw WPBlauw - Vergunningen - Inrichting 1 Klokbekeertocht

...continued from previous page

No.	Name	Shadow, worst case			Shadow, expected values	
		Shadow hours per year [h/year]	Shadow days per year [days/year]	Max shadow hours per day [h/day]	Shadow hours per year [h/year]	
	qP	0:00	0	0:00	0:00	
	qQ	0:00	0	0:00	0:00	
	QQ	0:00	0	0:00	0:00	
	QR	0:00	0	0:00	0:00	
	qR	0:00	0	0:00	0:00	
	QS	0:00	0	0:00	0:00	
	qS	0:00	0	0:00	0:00	
	qT	0:00	0	0:00	0:00	
	QT	0:00	0	0:00	0:00	
	qU	0:00	0	0:00	0:00	
	QU	0:00	0	0:00	0:00	
	QV	0:00	0	0:00	0:00	
	qV	0:00	0	0:00	0:00	
	qW	0:00	0	0:00	0:00	
	QW	0:00	0	0:00	0:00	
	qX	0:00	0	0:00	0:00	
	QX	0:00	0	0:00	0:00	
	QY	0:00	0	0:00	0:00	
	qY	0:00	0	0:00	0:00	
	qZ	0:00	0	0:00	0:00	
	QZ	0:00	0	0:00	0:00	
	R	0:00	0	0:00	0:00	
	-R	0:00	0	0:00	0:00	
	•R	0:00	0	0:00	0:00	
	RA	0:00	0	0:00	0:00	
	rA	0:00	0	0:00	0:00	
	RB	0:00	0	0:00	0:00	
	rB	0:00	0	0:00	0:00	
	RC	0:00	0	0:00	0:00	
	rC	0:00	0	0:00	0:00	
	rD	0:00	0	0:00	0:00	
	RD	0:00	0	0:00	0:00	
	rE	0:00	0	0:00	0:00	
	RE	0:00	0	0:00	0:00	
	rF	0:00	0	0:00	0:00	
	RF	0:00	0	0:00	0:00	
	rG	0:00	0	0:00	0:00	
	RG	0:00	0	0:00	0:00	
	RH	0:00	0	0:00	0:00	
	rH	0:00	0	0:00	0:00	
	rI	0:00	0	0:00	0:00	
	RI	0:00	0	0:00	0:00	
	rJ	0:00	0	0:00	0:00	
	RJ	0:00	0	0:00	0:00	
	rK	0:00	0	0:00	0:00	
	RK	0:00	0	0:00	0:00	
	RL	0:00	0	0:00	0:00	
	rL	0:00	0	0:00	0:00	
	RM	0:00	0	0:00	0:00	
	rM	0:00	0	0:00	0:00	
	RN	0:00	0	0:00	0:00	
	rN	0:00	0	0:00	0:00	
	RO	0:00	0	0:00	0:00	
	rO	0:00	0	0:00	0:00	
	rP	0:00	0	0:00	0:00	
	RP	0:00	0	0:00	0:00	
	rQ	0:00	0	0:00	0:00	
	RQ	0:00	0	0:00	0:00	
	rR	0:00	0	0:00	0:00	
	RR	0:00	0	0:00	0:00	
	rS	0:00	0	0:00	0:00	
	RS	0:00	0	0:00	0:00	
	RT	0:00	0	0:00	0:00	

To be continued on next page...

SHADOW - Main Result

Calculation: Slagschaduw WPBlauw - Vergunningen - Inrichting 1 Klokbekeertocht

...continued from previous page

No.	Name	Shadow, worst case			Shadow, expected values
		Shadow hours per year [h/year]	Shadow days per year [days/year]	Max shadow hours per day [h/day]	Shadow hours per year [h/year]
	rT	0:00	0	0:00	0:00
	rU	0:00	0	0:00	0:00
	RU	0:00	0	0:00	0:00
	rV	0:00	0	0:00	0:00
	RV	0:00	0	0:00	0:00
	RW	0:00	0	0:00	0:00
	rW	0:00	0	0:00	0:00
	RX	0:00	0	0:00	0:00
	rX	0:00	0	0:00	0:00
	RY	0:00	0	0:00	0:00
	rY	0:00	0	0:00	0:00
	rZ	0:00	0	0:00	0:00
	RZ	0:00	0	0:00	0:00
	-S	0:00	0	0:00	0:00
	S	0:00	0	0:00	0:00
	•S	0:00	0	0:00	0:00
	sA	0:00	0	0:00	0:00
	SA	0:00	0	0:00	0:00
	SB	0:00	0	0:00	0:00
	sB	0:00	0	0:00	0:00
	sC	0:00	0	0:00	0:00
	SC	0:00	0	0:00	0:00
	SD	0:00	0	0:00	0:00
	sD	0:00	0	0:00	0:00
	sE	0:00	0	0:00	0:00
	SE	0:00	0	0:00	0:00
	SF	0:00	0	0:00	0:00
	sF	0:00	0	0:00	0:00
	SG	0:00	0	0:00	0:00
	sG	0:00	0	0:00	0:00
	SH	0:00	0	0:00	0:00
	sH	0:00	0	0:00	0:00
	SI	0:00	0	0:00	0:00
	sI	0:00	0	0:00	0:00
	SJ	0:00	0	0:00	0:00
	sJ	0:00	0	0:00	0:00
	SK	0:00	0	0:00	0:00
	sK	0:00	0	0:00	0:00
	sL	0:00	0	0:00	0:00
	SL	0:00	0	0:00	0:00
	SM	0:00	0	0:00	0:00
	sM	0:00	0	0:00	0:00
	sN	0:00	0	0:00	0:00
	SN	0:00	0	0:00	0:00
	sO	0:00	0	0:00	0:00
	SO	0:00	0	0:00	0:00
	SP	0:00	0	0:00	0:00
	sP	0:00	0	0:00	0:00
	SQ	0:00	0	0:00	0:00
	sQ	0:00	0	0:00	0:00
	SR	0:00	0	0:00	0:00
	sR	0:00	0	0:00	0:00
	SS	0:00	0	0:00	0:00
	sS	0:00	0	0:00	0:00
	sT	0:00	0	0:00	0:00
	ST	0:00	0	0:00	0:00
	SU	0:00	0	0:00	0:00
	sU	0:00	0	0:00	0:00
	SV	0:00	0	0:00	0:00
	sV	0:00	0	0:00	0:00
	sW	0:00	0	0:00	0:00
	SW	0:00	0	0:00	0:00
	SX	0:00	0	0:00	0:00

To be continued on next page...

SHADOW - Main Result

Calculation: Slagschaduw WPBlauw - Vergunningen - Inrichting 1 Klokbekeertocht

...continued from previous page

No.	Name	Shadow, worst case			Shadow, expected values	
		Shadow hours per year [h/year]	Shadow days per year [days/year]	Max shadow hours per day [h/day]	Shadow hours per year [h/year]	
	sX	0:00	0	0:00	0:00	
	SY	0:00	0	0:00	0:00	
	sY	0:00	0	0:00	0:00	
	SZ	0:00	0	0:00	0:00	
	sZ	0:00	0	0:00	0:00	
	T	0:00	0	0:00	0:00	
	-T	0:00	0	0:00	0:00	
	•T	0:00	0	0:00	0:00	
	TA	0:00	0	0:00	0:00	
	tA	0:00	0	0:00	0:00	
	tB	0:00	0	0:00	0:00	
	TB	0:00	0	0:00	0:00	
	TC	0:00	0	0:00	0:00	
	tC	0:00	0	0:00	0:00	
	TD	0:00	0	0:00	0:00	
	tD	0:00	0	0:00	0:00	
	tE	0:00	0	0:00	0:00	
	TE	0:00	0	0:00	0:00	
	TF	0:00	0	0:00	0:00	
	tF	0:00	0	0:00	0:00	
	TG	0:00	0	0:00	0:00	
	tG	0:00	0	0:00	0:00	
	tH	0:00	0	0:00	0:00	
	TH	0:00	0	0:00	0:00	
	TI	0:00	0	0:00	0:00	
	tI	0:00	0	0:00	0:00	
	TJ	0:00	0	0:00	0:00	
	tJ	0:00	0	0:00	0:00	
	tK	0:00	0	0:00	0:00	
	TK	0:00	0	0:00	0:00	
	TL	0:00	0	0:00	0:00	
	tL	0:00	0	0:00	0:00	
	TM	0:00	0	0:00	0:00	
	tM	0:00	0	0:00	0:00	
	TN	0:00	0	0:00	0:00	
	tN	0:00	0	0:00	0:00	
	TO	0:00	0	0:00	0:00	
	tO	0:00	0	0:00	0:00	
	TP	0:00	0	0:00	0:00	
	tP	0:00	0	0:00	0:00	
	tQ	0:00	0	0:00	0:00	
	TQ	0:00	0	0:00	0:00	
	tR	0:00	0	0:00	0:00	
	TR	0:00	0	0:00	0:00	
	TS	0:00	0	0:00	0:00	
	tS	0:00	0	0:00	0:00	
	tT	0:00	0	0:00	0:00	
	TT	0:00	0	0:00	0:00	
	tU	0:00	0	0:00	0:00	
	TU	0:00	0	0:00	0:00	
	TV	0:00	0	0:00	0:00	
	tV	0:00	0	0:00	0:00	
	tW	0:00	0	0:00	0:00	
	TW	0:00	0	0:00	0:00	
	tX	0:00	0	0:00	0:00	
	TX	0:00	0	0:00	0:00	
	tY	0:00	0	0:00	0:00	
	TY	0:00	0	0:00	0:00	
	tZ	0:00	0	0:00	0:00	
	TZ	0:00	0	0:00	0:00	
	U	0:00	0	0:00	0:00	
	-U	0:00	0	0:00	0:00	
	•U	0:00	0	0:00	0:00	

To be continued on next page...

SHADOW - Main Result

Calculation: Slagschaduw WPBlauw - Vergunningen - Inrichting 1 Klokbekeertocht

...continued from previous page

No.	Name	Shadow, worst case			Shadow, expected values	
		Shadow hours per year [h/year]	Shadow days per year [days/year]	Max shadow hours per day [h/day]	Shadow hours per year [h/year]	
	uA	0:00	0	0:00	0:00	
	UA	0:00	0	0:00	0:00	
	UB	0:00	0	0:00	0:00	
	uB	0:00	0	0:00	0:00	
	uC	0:00	0	0:00	0:00	
	UC	0:00	0	0:00	0:00	
	uD	0:00	0	0:00	0:00	
	UD	0:00	0	0:00	0:00	
	UE	0:00	0	0:00	0:00	
	uE	0:00	0	0:00	0:00	
	uF	0:00	0	0:00	0:00	
	UF	0:00	0	0:00	0:00	
	UG	0:00	0	0:00	0:00	
	uG	0:00	0	0:00	0:00	
	UH	0:00	0	0:00	0:00	
	uH	0:00	0	0:00	0:00	
	uI	0:00	0	0:00	0:00	
	UI	0:00	0	0:00	0:00	
	uJ	0:00	0	0:00	0:00	
	UJ	0:00	0	0:00	0:00	
	UK	0:00	0	0:00	0:00	
	uK	0:00	0	0:00	0:00	
	uL	0:00	0	0:00	0:00	
	UL	0:00	0	0:00	0:00	
	uM	0:00	0	0:00	0:00	
	UM	0:00	0	0:00	0:00	
	UN	0:00	0	0:00	0:00	
	uN	0:00	0	0:00	0:00	
	uO	0:00	0	0:00	0:00	
	UO	0:00	0	0:00	0:00	
	uP	0:00	0	0:00	0:00	
	UP	0:00	0	0:00	0:00	
	UQ	0:00	0	0:00	0:00	
	uQ	0:00	0	0:00	0:00	
	UR	0:00	0	0:00	0:00	
	uR	0:00	0	0:00	0:00	
	US	0:00	0	0:00	0:00	
	uS	0:00	0	0:00	0:00	
	uT	0:00	0	0:00	0:00	
	UT	0:00	0	0:00	0:00	
	uU	0:00	0	0:00	0:00	
	UU	0:00	0	0:00	0:00	
	UV	0:00	0	0:00	0:00	
	uV	0:00	0	0:00	0:00	
	UW	0:00	0	0:00	0:00	
	uW	0:00	0	0:00	0:00	
	UX	0:00	0	0:00	0:00	
	uX	0:00	0	0:00	0:00	
	UY	0:00	0	0:00	0:00	
	uY	0:00	0	0:00	0:00	
	UZ	0:00	0	0:00	0:00	
	uZ	0:00	0	0:00	0:00	
	-V	0:00	0	0:00	0:00	
	V	0:00	0	0:00	0:00	
	•V	0:00	0	0:00	0:00	
	VA	0:00	0	0:00	0:00	
	vA	0:00	0	0:00	0:00	
	VB	0:00	0	0:00	0:00	
	vB	0:00	0	0:00	0:00	
	VC	0:00	0	0:00	0:00	
	vC	0:00	0	0:00	0:00	
	vD	0:00	0	0:00	0:00	
	VD	0:00	0	0:00	0:00	

To be continued on next page...

SHADOW - Main Result

Calculation: Slagschaduw WPBlauw - Vergunningen - Inrichting 1 Klokbekeertocht

...continued from previous page

No.	Name	Shadow, worst case			Shadow, expected values	
		Shadow hours per year [h/year]	Shadow days per year [days/year]	Max shadow hours per day [h/day]	Shadow hours per year [h/year]	
	vE	0:00	0	0:00	0:00	
	VE	0:00	0	0:00	0:00	
	vF	0:00	0	0:00	0:00	
	VF	0:00	0	0:00	0:00	
	vG	0:00	0	0:00	0:00	
	VG	0:00	0	0:00	0:00	
	vH	0:00	0	0:00	0:00	
	VH	0:00	0	0:00	0:00	
	vI	0:00	0	0:00	0:00	
	VI	0:00	0	0:00	0:00	
	vJ	0:00	0	0:00	0:00	
	VJ	0:00	0	0:00	0:00	
	vK	0:00	0	0:00	0:00	
	VK	0:00	0	0:00	0:00	
	VL	0:00	0	0:00	0:00	
	vL	0:00	0	0:00	0:00	
	vM	0:00	0	0:00	0:00	
	VM	0:00	0	0:00	0:00	
	VN	0:00	0	0:00	0:00	
	vN	0:00	0	0:00	0:00	
	vO	0:00	0	0:00	0:00	
	VO	0:00	0	0:00	0:00	
	vP	0:00	0	0:00	0:00	
	VP	0:00	0	0:00	0:00	
	vQ	0:00	0	0:00	0:00	
	VQ	0:00	0	0:00	0:00	
	VR	0:00	0	0:00	0:00	
	vR	0:00	0	0:00	0:00	
	vS	0:00	0	0:00	0:00	
	VS	0:00	0	0:00	0:00	
	vT	0:00	0	0:00	0:00	
	VT	0:00	0	0:00	0:00	
	VU	0:00	0	0:00	0:00	
	vU	0:00	0	0:00	0:00	
	vV	0:00	0	0:00	0:00	
	VV	0:00	0	0:00	0:00	
	vW	0:00	0	0:00	0:00	
	VW	0:00	0	0:00	0:00	
	vX	0:00	0	0:00	0:00	
	VX	0:00	0	0:00	0:00	
	vY	0:00	0	0:00	0:00	
	vZ	0:00	0	0:00	0:00	
	VZ	0:00	0	0:00	0:00	
	W	0:00	0	0:00	0:00	
	-W	0:00	0	0:00	0:00	
	•W	0:00	0	0:00	0:00	
	WA	0:00	0	0:00	0:00	
	wA	0:00	0	0:00	0:00	
	wB	0:00	0	0:00	0:00	
	WB	0:00	0	0:00	0:00	
	wC	0:00	0	0:00	0:00	
	WC	0:00	0	0:00	0:00	
	WD	0:00	0	0:00	0:00	
	wD	0:00	0	0:00	0:00	
	wE	0:00	0	0:00	0:00	
	WE	0:00	0	0:00	0:00	
	WF	0:00	0	0:00	0:00	
	wF	0:00	0	0:00	0:00	
	WG	0:00	0	0:00	0:00	
	wG	0:00	0	0:00	0:00	
	wH	0:00	0	0:00	0:00	
	WH	0:00	0	0:00	0:00	

To be continued on next page...

SHADOW - Main Result

Calculation: Slagschaduw WPBlauw - Vergunningen - Inrichting 1 Klokbekeertocht

...continued from previous page

No.	Name	Shadow, worst case			Shadow, expected values	
		Shadow hours per year [h/year]	Shadow days per year [days/year]	Max shadow hours per day [h/day]	Shadow hours per year [h/year]	
	wI	0:00	0	0:00	0:00	
	WI	0:00	0	0:00	0:00	
	wJ	0:00	0	0:00	0:00	
	WJ	0:00	0	0:00	0:00	
	wK	0:00	0	0:00	0:00	
	WK	0:00	0	0:00	0:00	
	WL	0:00	0	0:00	0:00	
	wL	0:00	0	0:00	0:00	
	WM	0:00	0	0:00	0:00	
	wM	0:00	0	0:00	0:00	
	WN	0:00	0	0:00	0:00	
	wN	0:00	0	0:00	0:00	
	WO	0:00	0	0:00	0:00	
	wO	0:00	0	0:00	0:00	
	wP	0:00	0	0:00	0:00	
	WP	0:00	0	0:00	0:00	
	WQ	0:00	0	0:00	0:00	
	wQ	0:00	0	0:00	0:00	
	wR	0:00	0	0:00	0:00	
	WR	0:00	0	0:00	0:00	
	wS	0:00	0	0:00	0:00	
	WS	0:00	0	0:00	0:00	
	WT	0:00	0	0:00	0:00	
	wT	0:00	0	0:00	0:00	
	WU	0:00	0	0:00	0:00	
	wU	0:00	0	0:00	0:00	
	WV	0:00	0	0:00	0:00	
	wV	0:00	0	0:00	0:00	
	WW	0:00	0	0:00	0:00	
	wW	0:00	0	0:00	0:00	
	wX	0:00	0	0:00	0:00	
	WX	0:00	0	0:00	0:00	
	WY	0:00	0	0:00	0:00	
	wY	0:00	0	0:00	0:00	
	WZ	0:00	0	0:00	0:00	
	wZ	0:00	0	0:00	0:00	
	X	0:00	0	0:00	0:00	
	-X	0:00	0	0:00	0:00	
	•X	0:00	0	0:00	0:00	
	xA	0:00	0	0:00	0:00	
	XA	0:00	0	0:00	0:00	
	xB	0:00	0	0:00	0:00	
	XB	0:00	0	0:00	0:00	
	xC	0:00	0	0:00	0:00	
	XC	0:00	0	0:00	0:00	
	xD	0:00	0	0:00	0:00	
	XD	0:00	0	0:00	0:00	
	xE	0:00	0	0:00	0:00	
	xE	0:00	0	0:00	0:00	
	XF	0:00	0	0:00	0:00	
	xF	0:00	0	0:00	0:00	
	XG	0:00	0	0:00	0:00	
	xG	0:00	0	0:00	0:00	
	xH	0:00	0	0:00	0:00	
	XH	0:00	0	0:00	0:00	
	xI	0:00	0	0:00	0:00	
	XI	0:00	0	0:00	0:00	
	XJ	0:00	0	0:00	0:00	
	xJ	0:00	0	0:00	0:00	
	xK	0:00	0	0:00	0:00	
	XK	0:00	0	0:00	0:00	
	XL	0:00	0	0:00	0:00	
	xL	0:00	0	0:00	0:00	

To be continued on next page...

SHADOW - Main Result

Calculation: Slagschaduw WPBlauw - Vergunningen - Inrichting 1 Klokbekeertocht

...continued from previous page

No.	Name	Shadow, worst case			Shadow, expected values	
		Shadow hours per year [h/year]	Shadow days per year [days/year]	Max shadow hours per day [h/day]	Shadow hours per year [h/year]	
	xM	0:00	0	0:00	0:00	
	xM	0:00	0	0:00	0:00	
	xN	0:00	0	0:00	0:00	
	xN	0:00	0	0:00	0:00	
	xO	0:00	0	0:00	0:00	
	xO	0:00	0	0:00	0:00	
	xP	0:00	0	0:00	0:00	
	xP	0:00	0	0:00	0:00	
	xQ	0:00	0	0:00	0:00	
	xQ	0:00	0	0:00	0:00	
	xR	0:00	0	0:00	0:00	
	xR	0:00	0	0:00	0:00	
	xS	0:00	0	0:00	0:00	
	xS	0:00	0	0:00	0:00	
	xT	0:00	0	0:00	0:00	
	xT	0:00	0	0:00	0:00	
	xU	0:00	0	0:00	0:00	
	xU	0:00	0	0:00	0:00	
	xV	0:00	0	0:00	0:00	
	xV	0:00	0	0:00	0:00	
	xW	0:00	0	0:00	0:00	
	xW	0:00	0	0:00	0:00	
	XX	0:00	0	0:00	0:00	
	XX	0:00	0	0:00	0:00	
	xX	0:00	0	0:00	0:00	
	xX	0:00	0	0:00	0:00	
	xY	0:00	0	0:00	0:00	
	xY	0:00	0	0:00	0:00	
	XY	0:00	0	0:00	0:00	
	XY	0:00	0	0:00	0:00	
	XZ	0:00	0	0:00	0:00	
	XZ	0:00	0	0:00	0:00	
	xZ	0:00	0	0:00	0:00	
	xZ	0:00	0	0:00	0:00	
	Y	0:00	0	0:00	0:00	
	Y	0:00	0	0:00	0:00	
	-Y	0:00	0	0:00	0:00	
	-Y	0:00	0	0:00	0:00	
	•Y	0:00	0	0:00	0:00	
	•Y	0:00	0	0:00	0:00	
	yA	0:00	0	0:00	0:00	
	yA	0:00	0	0:00	0:00	
	yB	0:00	0	0:00	0:00	
	yB	0:00	0	0:00	0:00	
	yC	0:00	0	0:00	0:00	
	yC	0:00	0	0:00	0:00	
	yD	0:00	0	0:00	0:00	
	yD	0:00	0	0:00	0:00	
	YE	0:00	0	0:00	0:00	
	YE	0:00	0	0:00	0:00	
	yE	0:00	0	0:00	0:00	
	yE	0:00	0	0:00	0:00	
	yF	0:00	0	0:00	0:00	
	yF	0:00	0	0:00	0:00	
	yG	0:00	0	0:00	0:00	
	yG	0:00	0	0:00	0:00	
	YG	0:00	0	0:00	0:00	
	YG	0:00	0	0:00	0:00	
	yH	0:00	0	0:00	0:00	
	yH	0:00	0	0:00	0:00	
	YI	0:00	0	0:00	0:00	
	YI	0:00	0	0:00	0:00	
	yI	0:00	0	0:00	0:00	
	yI	0:00	0	0:00	0:00	
	YJ	0:00	0	0:00	0:00	
	YJ	0:00	0	0:00	0:00	
	yJ	0:00	0	0:00	0:00	
	yJ	0:00	0	0:00	0:00	
	YK	0:00	0	0:00	0:00	
	YK	0:00	0	0:00	0:00	
	yK	0:00	0	0:00	0:00	
	yK	0:00	0	0:00	0:00	
	YL	0:00	0	0:00	0:00	
	YL	0:00	0	0:00	0:00	
	yL	0:00	0	0:00	0:00	
	yL	0:00	0	0:00	0:00	
	yM	0:00	0	0:00	0:00	
	yM	0:00	0	0:00	0:00	
	YM	0:00	0	0:00	0:00	
	YM	0:00	0	0:00	0:00	
	YN	0:00	0	0:00	0:00	
	YN	0:00	0	0:00	0:00	
	yN	0:00	0	0:00	0:00	
	yN	0:00	0	0:00	0:00	
	YO	0:00	0	0:00	0:00	
	YO	0:00	0	0:00	0:00	
	yO	0:00	0	0:00	0:00	
	yO	0:00	0	0:00	0:00	
	YP	0:00	0	0:00	0:00	
	YP	0:00	0	0:00	0:00	
	yP	0:00	0	0:00	0:00	
	yP	0:00	0	0:00	0:00	

To be continued on next page...

SHADOW - Main Result

Calculation: Slagschaduw WPBlauw - Vergunningen - Inrichting 1 Klokbekeertocht

...continued from previous page

No.	Name	Shadow, worst case			Shadow, expected values
		Shadow hours per year [h/year]	Shadow days per year [days/year]	Max shadow hours per day [h/day]	Shadow hours per year [h/year]
	yQ	0:00	0	0:00	0:00
	YQ	0:00	0	0:00	0:00
	yR	0:00	0	0:00	0:00
	YR	0:00	0	0:00	0:00
	YS	0:00	0	0:00	0:00
	yS	0:00	0	0:00	0:00
	YT	0:00	0	0:00	0:00
	yT	0:00	0	0:00	0:00
	YU	0:00	0	0:00	0:00
	yU	0:00	0	0:00	0:00
	yV	0:00	0	0:00	0:00
	YV	0:00	0	0:00	0:00
	yW	0:00	0	0:00	0:00
	YW	0:00	0	0:00	0:00
	yX	0:00	0	0:00	0:00
	YX	0:00	0	0:00	0:00
	YY	0:00	0	0:00	0:00
	yY	0:00	0	0:00	0:00
	YZ	0:00	0	0:00	0:00
	YZ	0:00	0	0:00	0:00
	-Z	0:00	0	0:00	0:00
	Z	0:00	0	0:00	0:00
	•Z	0:00	0	0:00	0:00
	zA	0:00	0	0:00	0:00
	ZA	0:00	0	0:00	0:00
	zB	0:00	0	0:00	0:00
	ZB	0:00	0	0:00	0:00
	zC	0:00	0	0:00	0:00
	ZC	0:00	0	0:00	0:00
	zD	0:00	0	0:00	0:00
	ZD	0:00	0	0:00	0:00
	ZE	0:00	0	0:00	0:00
	zE	0:00	0	0:00	0:00
	ZF	0:00	0	0:00	0:00
	zF	0:00	0	0:00	0:00
	ZG	0:00	0	0:00	0:00
	zG	0:00	0	0:00	0:00
	zH	0:00	0	0:00	0:00
	ZH	0:00	0	0:00	0:00
	zI	0:00	0	0:00	0:00
	ZI	0:00	0	0:00	0:00
	ZJ	0:00	0	0:00	0:00
	zJ	0:00	0	0:00	0:00
	zK	0:00	0	0:00	0:00
	ZK	0:00	0	0:00	0:00
	ZL	0:00	0	0:00	0:00
	zL	0:00	0	0:00	0:00
	zM	0:00	0	0:00	0:00
	ZM	0:00	0	0:00	0:00
	zN	0:00	0	0:00	0:00
	ZN	0:00	0	0:00	0:00
	ZO	0:00	0	0:00	0:00
	zO	0:00	0	0:00	0:00
	ZP	0:00	0	0:00	0:00
	zP	0:00	0	0:00	0:00
	ZQ	0:00	0	0:00	0:00
	zQ	0:00	0	0:00	0:00
	ZR	0:00	0	0:00	0:00
	zR	0:00	0	0:00	0:00
	zS	0:00	0	0:00	0:00
	ZS	0:00	0	0:00	0:00
	ZT	0:00	0	0:00	0:00
	zT	0:00	0	0:00	0:00

To be continued on next page...

SHADOW - Main Result

Calculation: Slagschaduw WPBlauw - Vergunningen - Inrichting 1 Klokbekeertocht

...continued from previous page

No.	Name	Shadow, worst case			Shadow, expected values	
		Shadow hours per year [h/year]	Shadow days per year [days/year]	Max shadow hours per day [h/day]	Shadow hours per year [h/year]	Shadow hours per year [h/year]
	zU	0:00	0	0:00	0:00	0:00
	ZU	0:00	0	0:00	0:00	0:00
	ZV	0:00	0	0:00	0:00	0:00
	zV	0:00	0	0:00	0:00	0:00
	ZW	0:00	0	0:00	0:00	0:00
	zW	0:00	0	0:00	0:00	0:00
	zX	0:00	0	0:00	0:00	0:00
	ZX	0:00	0	0:00	0:00	0:00
	ZY	0:00	0	0:00	0:00	0:00
	zY	0:00	0	0:00	0:00	0:00
	ZZ	0:00	0	0:00	0:00	0:00
	zZ	0:00	0	0:00	0:00	0:00

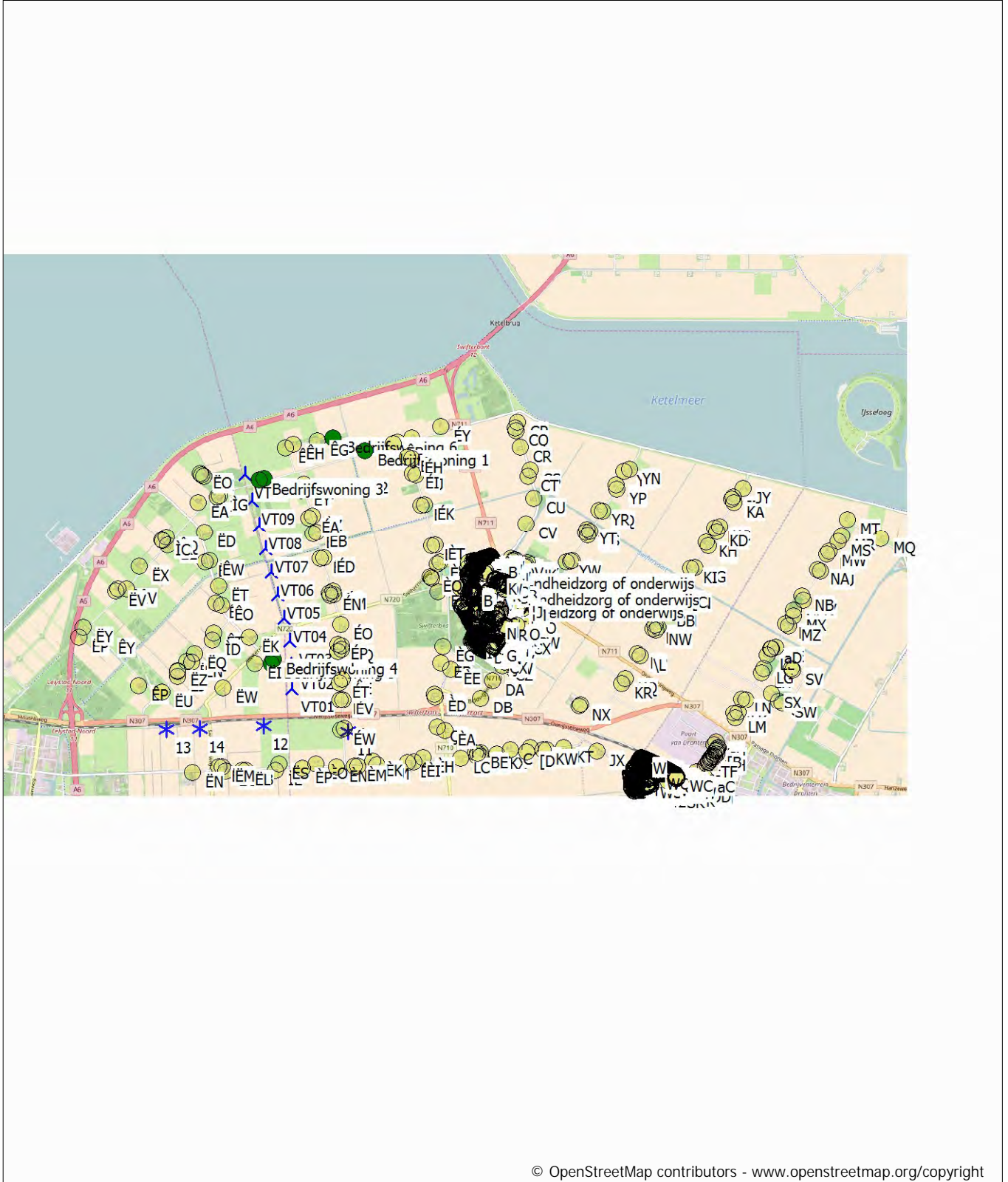
Total amount of flickering on the shadow receptors caused by each WTG

No.	Name	Worst case [h/year]	Expected [h/year]
11	LAGERWEY 80 18.0 !O! hub: 40.0 m (TOT: 49.0 m) (121)	106:04	26:05
12	LAGERWEY L100-2.5MW 2520 100.0 !O! hub: 135.0 m (TOT: 185.0 m) (122)	29:51	5:47
13	ENERCON E-115 3000 115.7 !O! hub: 135.4 m (TOT: 193.3 m) (123)	67:13	10:32
14	ENERCON E-115 3000 115.7 !O! hub: 135.4 m (TOT: 193.3 m) (124)	85:42	14:04
VT01	WPBlauw WT4 5000 164.0 !-! hub: 131.0 m (TOT: 213.0 m) (494)	343:30	62:21
VT02	WPBlauw WT4 5000 164.0 !-! hub: 131.0 m (TOT: 213.0 m) (495)	577:16	146:07
VT03	WPBlauw WT4 5000 164.0 !-! hub: 131.0 m (TOT: 213.0 m) (496)	223:01	54:26
VT04	WPBlauw WT4 5000 164.0 !-! hub: 131.0 m (TOT: 213.0 m) (497)	226:47	56:02
VT05	WPBlauw WT4 5000 164.0 !-! hub: 131.0 m (TOT: 213.0 m) (498)	183:50	44:07
VT06	WPBlauw WT4 5000 164.0 !-! hub: 131.0 m (TOT: 213.0 m) (499)	223:40	50:49
VT07	WPBlauw WT4 5000 164.0 !-! hub: 131.0 m (TOT: 213.0 m) (500)	186:10	41:07
VT08	WPBlauw WT4 5000 164.0 !-! hub: 131.0 m (TOT: 213.0 m) (501)	216:38	49:35
VT09	WPBlauw WT4 5000 164.0 !-! hub: 131.0 m (TOT: 213.0 m) (502)	561:21	117:03
VT10	WPBlauw WT4 5000 164.0 !-! hub: 131.0 m (TOT: 213.0 m) (503)	381:51	98:48

Total times in Receptor wise and WTG wise tables can differ, as a WTG can lead to flicker at 2 or more receptors simultaneously and/or receptors may receive flicker from 2 or more WTGs simultaneously.

SHADOW - Map

Calculation: Slagschaduw WPBlauw - Vergunningen - Inrichting 1 Klokbekeertocht



© OpenStreetMap contributors - www.openstreetmap.org/copyright

0 1 2 3 4 km

Map: Open Street Map 003 , Print scale 1:100,000, Map center Dutch Stereo-RD/NAP 2008 East: 172,112 North: 508,811

New WTG Existing WTG Shadow receptor



BIJLAGE: WINDPRO OUTPUT VKA CUMULATIE

SHADOW - Main Result

Calculation: Windplan Blauw - Cumulatie alle inrichtingen
Assumptions for shadow calculations

Maximum distance for influence
Calculate only when more than 20 % of sun is covered by the blade
Please look in WTG table

Minimum sun height over horizon for influence 5 °
Day step for calculation 1 days
Time step for calculation 1 minutes

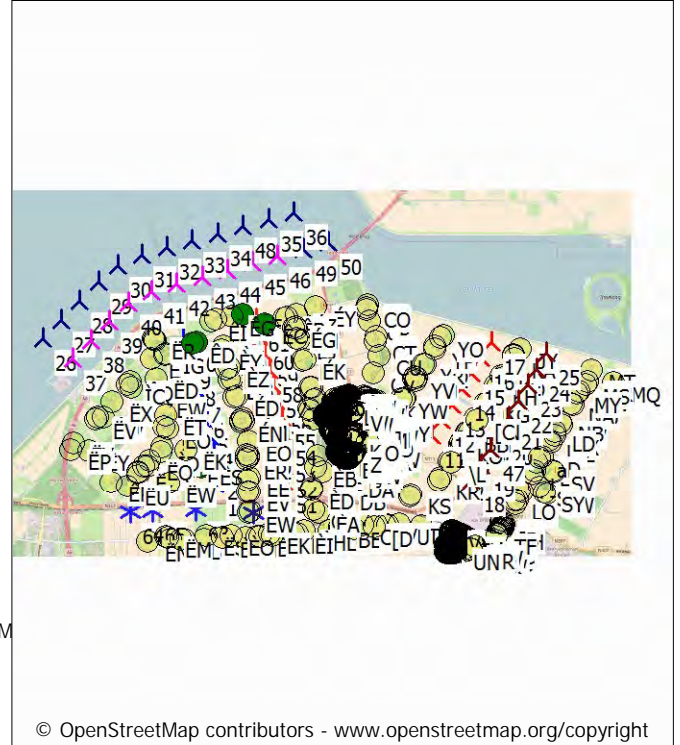
Sunshine probability S (Average daily sunshine hours) []
Jan Feb Mar Apr May Jun Jul Aug Sep Oct Nov Dec
2.11 3.10 5.00 6.82 7.26 7.17 7.02 6.80 5.35 3.93 2.03 1.78

Operational hours are calculated from WTGs in calculation and wind distribution:
EmdConwx_N52.580_E005.600 (1)

Operational time
N NNE ENE E ESE SSE S SSW WSW W WNW NNW Sum
473 403 513 624 478 415 611 1,062 1,312 960 671 719 8,240
Idle start wind speed: Cut in wind speed from power curve

A ZVI (Zones of Visual Influence) calculation is performed before flicker calculation so non visible WTG do not contribute to calculated flicker values. A WTG will be visible if it is visible from any part of the receiver window. The ZVI calculation is based on the following assumptions:
Height contours used: Project Wizard Elevation Data Grid (SRTM: Shuttle DTM)
Obstacles used in calculation
Eye height: 1.5 m
Grid resolution: 10.0 m

All coordinates are in
Dutch Stereo-RD/NAP 2008



Scale 1:200,000
New WTG Existing WTG Shadow receptor

WTGs

	X (east)	Y (north)	Z [m]	Row data/Description	WTG type			Power, rated [kW]	Rotor diameter [m]	Hub height [m]	Shadow data	
					Valid	Manufact.	Type-generator				Calculation distance [m]	RPM [RPM]
1	168,732	507,340	-7.0	WPBlauw WT4 5000 164.0 !-! hub:...	No	WPBlauw	WT4-5,000	5,000	164.0	131.0	1,968	11.0
2	168,716	507,767	-6.0	WPBlauw WT4 5000 164.0 !-! hub:...	No	WPBlauw	WT4-5,000	5,000	164.0	131.0	1,968	11.0
3	168,700	508,195	-5.2	WPBlauw WT4 5000 164.0 !-! hub:...	No	WPBlauw	WT4-5,000	5,000	164.0	131.0	1,968	11.0
4	168,588	508,608	-4.8	WPBlauw WT4 5000 164.0 !-! hub:...	No	WPBlauw	WT4-5,000	5,000	164.0	131.0	1,968	11.0
5	168,476	509,021	-4.0	WPBlauw WT4 5000 164.0 !-! hub:...	No	WPBlauw	WT4-5,000	5,000	164.0	131.0	1,968	11.0
6	168,364	509,434	-4.0	WPBlauw WT4 5000 164.0 !-! hub:...	No	WPBlauw	WT4-5,000	5,000	164.0	131.0	1,968	11.0
7	168,252	509,848	-4.0	WPBlauw WT4 5000 164.0 !-! hub:...	No	WPBlauw	WT4-5,000	5,000	164.0	131.0	1,968	11.0
8	168,136	510,274	-6.0	WPBlauw WT4 5000 164.0 !-! hub:...	No	WPBlauw	WT4-5,000	5,000	164.0	131.0	1,968	11.0
9	168,014	510,724	-2.4	WPBlauw WT4 5000 164.0 !-! hub:...	No	WPBlauw	WT4-5,000	5,000	164.0	131.0	1,968	11.0
10	167,886	511,196	-4.8	WPBlauw WT4 5000 164.0 !-! hub:...	No	WPBlauw	WT4-5,000	5,000	164.0	131.0	1,968	11.0
11	174,498	508,663	-5.1	WPBlauw WT2 5000 164.0 !O! hub:...	No	WPBlauw	WT2-5,000	5,000	164.0	166.0	1,968	10.0
12	174,759	509,078	-6.1	WPBlauw WT2 5000 164.0 !O! hub:...	No	WPBlauw	WT2-5,000	5,000	164.0	166.0	1,968	10.0
13	175,020	509,492	-5.5	WPBlauw WT2 5000 164.0 !O! hub:...	No	WPBlauw	WT2-5,000	5,000	164.0	166.0	1,968	10.0
14	175,281	509,906	-5.5	WPBlauw WT2 5000 164.0 !O! hub:...	No	WPBlauw	WT2-5,000	5,000	164.0	166.0	1,968	10.0
15	175,542	510,321	-5.0	WPBlauw WT2 5000 164.0 !O! hub:...	No	WPBlauw	WT2-5,000	5,000	164.0	166.0	1,968	10.0
16	175,803	510,735	-5.0	WPBlauw WT2 5000 164.0 !O! hub:...	No	WPBlauw	WT2-5,000	5,000	164.0	166.0	1,968	10.0
17	176,064	511,149	-5.0	WPBlauw WT2 5000 164.0 !O! hub:...	No	WPBlauw	WT2-5,000	5,000	164.0	166.0	1,968	10.0
18	175,554	507,463	-5.4	WPBlauw WT2 5000 164.0 !O! hub:...	No	WPBlauw	WT2-5,000	5,000	164.0	166.0	1,968	10.0
19	175,800	507,885	-5.5	WPBlauw WT2 5000 164.0 !O! hub:...	No	WPBlauw	WT2-5,000	5,000	164.0	166.0	1,968	10.0
20	176,296	508,738	-5.0	WPBlauw WT2 5000 164.0 !O! hub:...	No	WPBlauw	WT2-5,000	5,000	164.0	166.0	1,968	10.0
21	176,544	509,165	-5.0	WPBlauw WT2 5000 164.0 !O! hub:...	No	WPBlauw	WT2-5,000	5,000	164.0	166.0	1,968	10.0
22	176,793	509,592	-4.6	WPBlauw WT2 5000 164.0 !O! hub:...	No	WPBlauw	WT2-5,000	5,000	164.0	166.0	1,968	10.0
23	177,041	510,018	-5.0	WPBlauw WT2 5000 164.0 !O! hub:...	No	WPBlauw	WT2-5,000	5,000	164.0	166.0	1,968	10.0
24	177,279	510,428	-4.5	WPBlauw WT2 5000 164.0 !O! hub:...	No	WPBlauw	WT2-5,000	5,000	164.0	166.0	1,968	10.0
25	177,529	510,858	-3.4	WPBlauw WT2 5000 164.0 !O! hub:...	No	WPBlauw	WT2-5,000	5,000	164.0	166.0	1,968	10.0
26	164,140	511,193	0.0	WPBlauw WT4 5000 164.0 !-! hub:...	No	WPBlauw	WT4-5,000	5,000	164.0	131.0	1,968	11.0
27	164,628	511,692	0.0	WPBlauw WT4 5000 164.0 !-! hub:...	No	WPBlauw	WT4-5,000	5,000	164.0	131.0	1,968	11.0
28	165,115	512,192	0.0	WPBlauw WT4 5000 164.0 !-! hub:...	No	WPBlauw	WT4-5,000	5,000	164.0	131.0	1,968	11.0
29	165,626	512,715	0.0	WPBlauw WT4 5000 164.0 !-! hub:...	No	WPBlauw	WT4-5,000	5,000	164.0	131.0	1,968	11.0

To be continued on next page...

SHADOW - Main Result

Calculation: Windplan Blauw - Cumulatie alle inrichtingen

...continued from previous page

	X (east)	Y (north)	Z [m]	Row data/Description	WTG type			Power, rated [kW]	Rotor diameter [m]	Hub height [m]	Shadow data	
					Valid	Manufact.	Type-generator				Calculation distance [m]	RPM [RPM]
30	166,138	513,145	0.0	WPBlauw WT4 5000 164.0 !-! hub:...	No	WPBlauw	WT4-5,000	5,000	164.0	131.0	1,968	11.0
31	166,771	513,431	0.0	WPBlauw WT4 5000 164.0 !-! hub:...	No	WPBlauw	WT4-5,000	5,000	164.0	131.0	1,968	11.0
32	167,440	513,630	0.0	WPBlauw WT4 5000 164.0 !-! hub:...	No	WPBlauw	WT4-5,000	5,000	164.0	131.0	1,968	11.0
33	168,113	513,817	0.0	WPBlauw WT4 5000 164.0 !-! hub:...	No	WPBlauw	WT4-5,000	5,000	164.0	131.0	1,968	11.0
34	168,785	514,004	0.0	WPBlauw WT4 5000 164.0 !-! hub:...	No	WPBlauw	WT4-5,000	5,000	164.0	131.0	1,968	11.0
35	170,130	514,377	0.0	WPBlauw WT4 5000 164.0 !-! hub:...	No	WPBlauw	WT4-5,000	5,000	164.0	131.0	1,968	11.0
36	170,803	514,564	0.0	WPBlauw WT4 5000 164.0 !-! hub:...	No	WPBlauw	WT4-5,000	5,000	164.0	131.0	1,968	11.0
37	164,953	510,670	0.0	WPBlauw WT4 5000 164.0 !-! hub:...	No	WPBlauw	WT4-5,000	5,000	164.0	131.0	1,968	11.0
38	165,438	511,168	0.0	WPBlauw WT4 5000 164.0 !-! hub:...	No	WPBlauw	WT4-5,000	5,000	164.0	131.0	1,968	11.0
39	165,923	511,666	0.0	WPBlauw WT4 5000 164.0 !-! hub:...	No	WPBlauw	WT4-5,000	5,000	164.0	131.0	1,968	11.0
40	166,423	512,149	0.0	WPBlauw WT4 5000 164.0 !-! hub:...	No	WPBlauw	WT4-5,000	5,000	164.0	131.0	1,968	11.0
41	167,040	512,464	0.0	WPBlauw WT4 5000 164.0 !-! hub:...	No	WPBlauw	WT4-5,000	5,000	164.0	131.0	1,968	11.0
42	167,705	512,666	0.0	WPBlauw WT4 5000 164.0 !-! hub:...	No	WPBlauw	WT4-5,000	5,000	164.0	131.0	1,968	11.0
43	168,374	512,852	0.0	WPBlauw WT4 5000 164.0 !-! hub:...	No	WPBlauw	WT4-5,000	5,000	164.0	131.0	1,968	11.0
44	169,044	513,039	0.0	WPBlauw WT4 5000 164.0 !-! hub:...	No	WPBlauw	WT4-5,000	5,000	164.0	131.0	1,968	11.0
45	169,713	513,225	0.0	WPBlauw WT4 5000 164.0 !-! hub:...	No	WPBlauw	WT4-5,000	5,000	164.0	131.0	1,968	11.0
46	170,383	513,412	0.0	WPBlauw WT4 5000 164.0 !-! hub:...	No	WPBlauw	WT4-5,000	5,000	164.0	131.0	1,968	11.0
47	176,048	508,311	-4.8	WPBlauw WT2 5000 164.0 !O! hub:...	No	WPBlauw	WT2-5,000	5,000	164.0	166.0	1,968	10.0
48	169,458	514,190	0.0	WPBlauw WT4 5000 164.0 !-! hub:...	No	WPBlauw	WT4-5,000	5,000	164.0	131.0	1,968	11.0
49	171,052	513,598	0.0	WPBlauw WT4 5000 164.0 !-! hub:...	No	WPBlauw	WT4-5,000	5,000	164.0	131.0	1,968	11.0
50	171,722	513,785	0.0	WPBlauw WT4 5000 164.0 !-! hub:...	No	WPBlauw	WT4-5,000	5,000	164.0	131.0	1,968	11.0
51	170,571	507,413	-5.8	WPBlauw WT4 5000 164.0 !-! hub:...	No	WPBlauw	WT4-5,000	5,000	164.0	131.0	1,968	11.0
52	170,556	507,841	-5.3	WPBlauw WT4 5000 164.0 !-! hub:...	No	WPBlauw	WT4-5,000	5,000	164.0	131.0	1,968	11.0
53	170,542	508,268	-5.5	WPBlauw WT4 5000 164.0 !-! hub:...	No	WPBlauw	WT4-5,000	5,000	164.0	131.0	1,968	11.0
54	170,527	508,697	-5.0	WPBlauw WT4 5000 164.0 !-! hub:...	No	WPBlauw	WT4-5,000	5,000	164.0	131.0	1,968	11.0
55	170,511	509,137	-5.6	WPBlauw WT4 5000 164.0 !-! hub:...	No	WPBlauw	WT4-5,000	5,000	164.0	131.0	1,968	11.0
56	170,399	509,550	-4.0	WPBlauw WT4 5000 164.0 !-! hub:...	No	WPBlauw	WT4-5,000	5,000	164.0	131.0	1,968	11.0
57	170,287	509,963	-5.4	WPBlauw WT4 5000 164.0 !-! hub:...	No	WPBlauw	WT4-5,000	5,000	164.0	131.0	1,968	11.0
58	170,175	510,376	-5.0	WPBlauw WT4 5000 164.0 !-! hub:...	No	WPBlauw	WT4-5,000	5,000	164.0	131.0	1,968	11.0
59	170,059	510,803	-5.0	WPBlauw WT4 5000 164.0 !-! hub:...	No	WPBlauw	WT4-5,000	5,000	164.0	131.0	1,968	11.0
60	169,938	511,252	-4.4	WPBlauw WT4 5000 164.0 !-! hub:...	No	WPBlauw	WT4-5,000	5,000	164.0	131.0	1,968	11.0
61	169,809	511,725	-5.6	WPBlauw WT4 5000 164.0 !-! hub:...	No	WPBlauw	WT4-5,000	5,000	164.0	131.0	1,968	11.0
62	169,745	506,572	-4.7	LAGERWEY 80 18.0 !O! hub: 40.0 ...	No	LAGERWEY	-80	80	18.0	40.0	216	120.0
63	168,228	506,663	-5.0	LAGERWEY L100-2.5MW 2520 100...Yes	Yes	LAGERWEY	L100-2.5MW-2,520	2,520	100.0	135.0	1,527	15.2
64	166,479	506,599	-6.0	ENERCON E-115 3000 115.7 !O! h...	No	ENERCON	E-115-3,000	3,000	115.7	135.4	2,067	12.4
65	167,079	506,621	-5.7	ENERCON E-115 3000 115.7 !O! h...	No	ENERCON	E-115-3,000	3,000	115.7	135.4	2,067	12.4

Shadow receptor-Input

No.	Name	X (east)	Y (north)	Z	Width	Height	Height a.g.l.	Degrees from south cw	Slope of window	Direction mode
		[m]	[m]	[m]	[m]	[m]	[m]	[°]	[°]	
A		172,549	508,457	-4.4	5.0	8.0	0.5	0.0	90.0	"Green house mode"
B		172,541	508,464	-4.6	5.0	8.0	0.5	0.0	90.0	"Green house mode"
C		172,533	508,470	-4.8	5.0	8.0	0.5	0.0	90.0	"Green house mode"
D		172,275	508,684	-3.6	5.0	8.0	0.5	0.0	90.0	"Green house mode"
E		172,272	508,678	-3.7	5.0	8.0	0.5	0.0	90.0	"Green house mode"
F		172,261	508,666	-4.0	5.0	8.0	0.5	0.0	90.0	"Green house mode"
G		172,256	508,664	-4.0	5.0	8.0	0.5	0.0	90.0	"Green house mode"
H		172,241	508,659	-4.3	5.0	8.0	0.5	0.0	90.0	"Green house mode"
I		172,217	508,660	-5.0	5.0	8.0	0.5	0.0	90.0	"Green house mode"
J		172,212	508,662	-4.9	5.0	8.0	0.5	0.0	90.0	"Green house mode"
K		172,198	508,671	-4.8	5.0	8.0	0.5	0.0	90.0	"Green house mode"
L		172,194	508,675	-4.8	5.0	8.0	0.5	0.0	90.0	"Green house mode"
M		172,153	508,652	-5.7	5.0	8.0	0.5	0.0	90.0	"Green house mode"
N		172,135	508,632	-6.0	5.0	8.0	0.5	0.0	90.0	"Green house mode"
O		172,987	508,612	-3.6	5.0	8.0	0.5	0.0	90.0	"Green house mode"
P		172,666	508,415	-4.9	5.0	8.0	0.5	0.0	90.0	"Green house mode"
Q		172,640	508,362	-3.2	5.0	8.0	0.5	0.0	90.0	"Green house mode"
R		172,651	508,377	-3.5	5.0	8.0	0.5	0.0	90.0	"Green house mode"
S		172,615	508,341	-3.0	5.0	8.0	0.5	0.0	90.0	"Green house mode"
T		172,581	508,195	-2.8	5.0	8.0	0.5	0.0	90.0	"Green house mode"
U		171,959	508,543	-4.2	5.0	8.0	0.5	0.0	90.0	"Green house mode"

To be continued on next page...

SHADOW - Main Result

Calculation: Windplan Blauw - Cumulatie alle inrichtingen

...continued from previous page

No.	Name	X (east)	Y (north)	Z	Width	Height	Height a.g.l.	Degrees from south cw	Slope of window	Direction mode
		[m]	[m]	[m]	[m]	[m]	[m]	[°]	[°]	
V		171,963	508,538	-4.1	5.0	8.0	0.5	0.0	90.0	"Green house mode"
W		171,969	508,528	-3.9	5.0	8.0	0.5	0.0	90.0	"Green house mode"
X		171,972	508,523	-3.8	5.0	8.0	0.5	0.0	90.0	"Green house mode"
Y		171,979	508,513	-3.8	5.0	8.0	0.5	0.0	90.0	"Green house mode"
Z		171,982	508,507	-3.8	5.0	8.0	0.5	0.0	90.0	"Green house mode"
[A		175,574	505,775	-5.2	5.0	8.0	0.5	0.0	90.0	"Green house mode"
[B		176,343	506,195	-5.0	5.0	8.0	0.5	0.0	90.0	"Green house mode"
[C		175,706	509,083	-3.3	5.0	8.0	0.5	0.0	90.0	"Green house mode"
[D		172,966	506,218	-4.1	5.0	8.0	0.5	0.0	90.0	"Green house mode"
[E		175,137	505,656	-4.9	5.0	8.0	0.5	0.0	90.0	"Green house mode"
[F		175,187	505,643	-4.6	5.0	8.0	0.5	0.0	90.0	"Green house mode"
[G		175,570	505,697	-3.8	5.0	8.0	0.5	0.0	90.0	"Green house mode"
[H		173,753	509,639	-4.5	5.0	8.0	0.5	0.0	90.0	"Green house mode"
[I		175,255	505,763	-5.0	5.0	8.0	0.5	0.0	90.0	"Green house mode"
[J		176,017	505,873	-2.7	5.0	8.0	0.5	0.0	90.0	"Green house mode"
[K		175,667	505,804	-5.9	5.0	8.0	0.5	0.0	90.0	"Green house mode"
[L		175,445	505,926	-5.0	5.0	8.0	0.5	0.0	90.0	"Green house mode"
[M		175,473	505,884	-5.2	5.0	8.0	0.5	0.0	90.0	"Green house mode"
[N		175,189	505,581	-6.0	5.0	8.0	0.5	0.0	90.0	"Green house mode"
[O		175,322	505,843	-5.0	5.0	8.0	0.5	0.0	90.0	"Green house mode"
[P		175,358	505,663	-5.6	5.0	8.0	0.5	0.0	90.0	"Green house mode"
[Q		175,244	505,628	-5.0	5.0	8.0	0.5	0.0	90.0	"Green house mode"
[R		175,241	505,624	-5.0	5.0	8.0	0.5	0.0	90.0	"Green house mode"
[S		175,239	505,618	-5.1	5.0	8.0	0.5	0.0	90.0	"Green house mode"
[T		175,237	505,614	-5.1	5.0	8.0	0.5	0.0	90.0	"Green house mode"
[U		175,234	505,609	-5.2	5.0	8.0	0.5	0.0	90.0	"Green house mode"
[V		175,231	505,604	-5.3	5.0	8.0	0.5	0.0	90.0	"Green house mode"
[W		175,229	505,599	-5.3	5.0	8.0	0.5	0.0	90.0	"Green house mode"
[X		175,226	505,594	-5.4	5.0	8.0	0.5	0.0	90.0	"Green house mode"
[Y		175,222	505,589	-5.5	5.0	8.0	0.5	0.0	90.0	"Green house mode"
[Z		175,217	505,585	-5.7	5.0	8.0	0.5	0.0	90.0	"Green house mode"
\A		175,210	505,582	-5.8	5.0	8.0	0.5	0.0	90.0	"Green house mode"
\B		175,199	505,582	-6.0	5.0	8.0	0.5	0.0	90.0	"Green house mode"
\C		175,194	505,582	-6.0	5.0	8.0	0.5	0.0	90.0	"Green house mode"
\D		175,178	505,581	-6.0	5.0	8.0	0.5	0.0	90.0	"Green house mode"
\E		175,173	505,579	-6.0	5.0	8.0	0.5	0.0	90.0	"Green house mode"
\F		175,168	505,579	-6.0	5.0	8.0	0.5	0.0	90.0	"Green house mode"
\G		175,162	505,579	-5.9	5.0	8.0	0.5	0.0	90.0	"Green house mode"
\H		175,156	505,578	-5.7	5.0	8.0	0.5	0.0	90.0	"Green house mode"
\I		175,151	505,577	-5.6	5.0	8.0	0.5	0.0	90.0	"Green house mode"
\J		175,146	505,577	-5.5	5.0	8.0	0.5	0.0	90.0	"Green house mode"
\K		175,140	505,576	-5.3	5.0	8.0	0.5	0.0	90.0	"Green house mode"
\L		175,001	507,955	-4.3	5.0	8.0	0.5	0.0	90.0	"Green house mode"
\M		175,653	505,654	-5.0	5.0	8.0	0.5	0.0	90.0	"Green house mode"
\N		175,319	505,929	-5.0	5.0	8.0	0.5	0.0	90.0	"Green house mode"
\O		175,277	505,949	-6.0	5.0	8.0	0.5	0.0	90.0	"Green house mode"
\P		175,278	505,953	-6.0	5.0	8.0	0.5	0.0	90.0	"Green house mode"
\Q		175,281	505,958	-5.9	5.0	8.0	0.5	0.0	90.0	"Green house mode"
\R		175,283	505,963	-5.9	5.0	8.0	0.5	0.0	90.0	"Green house mode"
\S		175,287	505,967	-5.9	5.0	8.0	0.5	0.0	90.0	"Green house mode"
\T		175,289	505,971	-5.9	5.0	8.0	0.5	0.0	90.0	"Green house mode"
\U		175,291	505,975	-5.9	5.0	8.0	0.5	0.0	90.0	"Green house mode"
\V		175,292	505,981	-6.0	5.0	8.0	0.5	0.0	90.0	"Green house mode"
\W		175,294	505,985	-6.0	5.0	8.0	0.5	0.0	90.0	"Green house mode"
\X		175,297	505,990	-6.0	5.0	8.0	0.5	0.0	90.0	"Green house mode"
\Y		175,299	505,994	-6.0	5.0	8.0	0.5	0.0	90.0	"Green house mode"
\Z		175,301	505,999	-6.0	5.0	8.0	0.5	0.0	90.0	"Green house mode"
]A		175,249	505,963	-5.7	5.0	8.0	0.5	0.0	90.0	"Green house mode"
]B		175,250	505,968	-5.6	5.0	8.0	0.5	0.0	90.0	"Green house mode"
]C		175,252	505,972	-5.5	5.0	8.0	0.5	0.0	90.0	"Green house mode"
]D		175,254	505,977	-5.5	5.0	8.0	0.5	0.0	90.0	"Green house mode"
]E		175,256	505,982	-5.4	5.0	8.0	0.5	0.0	90.0	"Green house mode"
]F		175,258	505,987	-5.6	5.0	8.0	0.5	0.0	90.0	"Green house mode"
]G		175,260	505,991	-5.7	5.0	8.0	0.5	0.0	90.0	"Green house mode"

To be continued on next page...

SHADOW - Main Result

Calculation: Windplan Blauw - Cumulatie alle inrichtingen

...continued from previous page

No.	Name	X (east)	Y (north)	Z	Width	Height	Height a.g.l.	Degrees from south cw	Slope of window	Direction mode
		[m]	[m]	[m]	[m]	[m]	[m]	[°]	[°]	
]H		175,263	505,995	-5.8	5.0	8.0	0.5	0.0	90.0	"Green house mode"
]I		175,265	506,001	-5.9	5.0	8.0	0.5	0.0	90.0	"Green house mode"
]J		175,268	506,005	-5.9	5.0	8.0	0.5	0.0	90.0	"Green house mode"
]K		175,270	506,009	-6.0	5.0	8.0	0.5	0.0	90.0	"Green house mode"
]L		175,272	506,014	-6.0	5.0	8.0	0.5	0.0	90.0	"Green house mode"
]M		175,090	505,840	-5.0	5.0	8.0	0.5	0.0	90.0	"Green house mode"
]N		175,092	505,844	-5.0	5.0	8.0	0.5	0.0	90.0	"Green house mode"
]O		175,094	505,848	-5.0	5.0	8.0	0.5	0.0	90.0	"Green house mode"
]P		175,096	505,853	-5.0	5.0	8.0	0.5	0.0	90.0	"Green house mode"
]Q		175,098	505,857	-5.0	5.0	8.0	0.5	0.0	90.0	"Green house mode"
]R		175,102	505,861	-5.0	5.0	8.0	0.5	0.0	90.0	"Green house mode"
]S		175,104	505,865	-5.0	5.0	8.0	0.5	0.0	90.0	"Green house mode"
]T		175,106	505,869	-5.0	5.0	8.0	0.5	0.0	90.0	"Green house mode"
]U		175,107	505,874	-5.0	5.0	8.0	0.5	0.0	90.0	"Green house mode"
]V		175,109	505,879	-5.0	5.0	8.0	0.5	0.0	90.0	"Green house mode"
]W		175,111	505,883	-5.0	5.0	8.0	0.5	0.0	90.0	"Green house mode"
]X		175,113	505,888	-5.0	5.0	8.0	0.5	0.0	90.0	"Green house mode"
]Y		175,114	505,892	-5.1	5.0	8.0	0.5	0.0	90.0	"Green house mode"
]Z		175,060	505,855	-5.0	5.0	8.0	0.5	0.0	90.0	"Green house mode"
^A		175,061	505,860	-5.0	5.0	8.0	0.5	0.0	90.0	"Green house mode"
^B		175,063	505,864	-5.0	5.0	8.0	0.5	0.0	90.0	"Green house mode"
^C		175,066	505,869	-5.0	5.0	8.0	0.5	0.0	90.0	"Green house mode"
^D		175,067	505,872	-5.0	5.0	8.0	0.5	0.0	90.0	"Green house mode"
^E		175,068	505,878	-5.0	5.0	8.0	0.5	0.0	90.0	"Green house mode"
^F		175,069	505,883	-5.0	5.0	8.0	0.5	0.0	90.0	"Green house mode"
^G		175,072	505,887	-5.0	5.0	8.0	0.5	0.0	90.0	"Green house mode"
^H		175,075	505,890	-5.0	5.0	8.0	0.5	0.0	90.0	"Green house mode"
^I		175,078	505,895	-5.0	5.0	8.0	0.5	0.0	90.0	"Green house mode"
^J		175,079	505,899	-5.0	5.0	8.0	0.5	0.0	90.0	"Green house mode"
^K		175,082	505,903	-5.0	5.0	8.0	0.5	0.0	90.0	"Green house mode"
^L		175,084	505,907	-5.0	5.0	8.0	0.5	0.0	90.0	"Green house mode"
^M		175,134	505,933	-5.5	5.0	8.0	0.5	0.0	90.0	"Green house mode"
^N		175,137	505,938	-5.3	5.0	8.0	0.5	0.0	90.0	"Green house mode"
^O		175,138	505,942	-5.2	5.0	8.0	0.5	0.0	90.0	"Green house mode"
^P		175,140	505,947	-5.1	5.0	8.0	0.5	0.0	90.0	"Green house mode"
^Q		175,143	505,951	-5.0	5.0	8.0	0.5	0.0	90.0	"Green house mode"
^R		175,146	505,955	-5.1	5.0	8.0	0.5	0.0	90.0	"Green house mode"
^S		175,148	505,959	-5.1	5.0	8.0	0.5	0.0	90.0	"Green house mode"
^T		175,150	505,963	-5.2	5.0	8.0	0.5	0.0	90.0	"Green house mode"
^U		175,151	505,968	-5.3	5.0	8.0	0.5	0.0	90.0	"Green house mode"
^V		175,153	505,973	-5.5	5.0	8.0	0.5	0.0	90.0	"Green house mode"
^W		175,155	505,977	-5.6	5.0	8.0	0.5	0.0	90.0	"Green house mode"
^X		175,157	505,981	-5.8	5.0	8.0	0.5	0.0	90.0	"Green house mode"
^Y		175,160	505,985	-5.9	5.0	8.0	0.5	0.0	90.0	"Green house mode"
^Z		175,106	505,947	-5.1	5.0	8.0	0.5	0.0	90.0	"Green house mode"
_A		175,109	505,952	-5.0	5.0	8.0	0.5	0.0	90.0	"Green house mode"
_B		175,111	505,956	-5.0	5.0	8.0	0.5	0.0	90.0	"Green house mode"
_C		175,112	505,961	-5.0	5.0	8.0	0.5	0.0	90.0	"Green house mode"
_D		175,115	505,965	-5.0	5.0	8.0	0.5	0.0	90.0	"Green house mode"
_E		175,115	505,970	-5.0	5.0	8.0	0.5	0.0	90.0	"Green house mode"
_F		175,117	505,975	-5.0	5.0	8.0	0.5	0.0	90.0	"Green house mode"
_G		175,120	505,979	-5.0	5.0	8.0	0.5	0.0	90.0	"Green house mode"
_H		175,124	505,982	-5.0	5.0	8.0	0.5	0.0	90.0	"Green house mode"
_I		175,125	505,987	-5.2	5.0	8.0	0.5	0.0	90.0	"Green house mode"
_J		175,128	505,991	-5.3	5.0	8.0	0.5	0.0	90.0	"Green house mode"
_K		175,130	505,995	-5.5	5.0	8.0	0.5	0.0	90.0	"Green house mode"
_L		175,132	506,000	-5.6	5.0	8.0	0.5	0.0	90.0	"Green house mode"
_M		175,164	505,724	-5.0	5.0	8.0	0.5	0.0	90.0	"Green house mode"
_N		175,166	505,729	-5.0	5.0	8.0	0.5	0.0	90.0	"Green house mode"
_O		175,169	505,733	-5.1	5.0	8.0	0.5	0.0	90.0	"Green house mode"
_P		175,171	505,738	-5.1	5.0	8.0	0.5	0.0	90.0	"Green house mode"
_Q		175,174	505,742	-5.2	5.0	8.0	0.5	0.0	90.0	"Green house mode"
_R		175,176	505,746	-5.2	5.0	8.0	0.5	0.0	90.0	"Green house mode"
_S		175,178	505,751	-5.2	5.0	8.0	0.5	0.0	90.0	"Green house mode"

To be continued on next page...

SHADOW - Main Result

Calculation: Windplan Blauw - Cumulatie alle inrichtingen

...continued from previous page

No.	Name	X (east)	Y (north)	Z	Width	Height	Height a.g.l.	Degrees from south cw	Slope of window	Direction mode
		[m]	[m]	[m]	[m]	[m]	[m]	[°]	[°]	
_T		175,179	505,756	-5.1	5.0	8.0	0.5	0.0	90.0	"Green house mode"
_U		175,182	505,761	-5.1	5.0	8.0	0.5	0.0	90.0	"Green house mode"
_V		175,184	505,765	-5.0	5.0	8.0	0.5	0.0	90.0	"Green house mode"
_W		175,186	505,770	-5.1	5.0	8.0	0.5	0.0	90.0	"Green house mode"
_X		175,135	505,739	-5.0	5.0	8.0	0.5	0.0	90.0	"Green house mode"
_Y		175,137	505,743	-5.0	5.0	8.0	0.5	0.0	90.0	"Green house mode"
_Z		175,139	505,748	-5.0	5.0	8.0	0.5	0.0	90.0	"Green house mode"
`A		175,141	505,753	-5.0	5.0	8.0	0.5	0.0	90.0	"Green house mode"
`B		175,142	505,759	-5.0	5.0	8.0	0.5	0.0	90.0	"Green house mode"
`C		175,144	505,763	-5.0	5.0	8.0	0.5	0.0	90.0	"Green house mode"
`D		175,146	505,767	-5.0	5.0	8.0	0.5	0.0	90.0	"Green house mode"
`E		175,151	505,770	-5.1	5.0	8.0	0.5	0.0	90.0	"Green house mode"
`F		175,153	505,775	-5.2	5.0	8.0	0.5	0.0	90.0	"Green house mode"
`G		175,155	505,780	-5.3	5.0	8.0	0.5	0.0	90.0	"Green house mode"
`H		175,157	505,784	-5.5	5.0	8.0	0.5	0.0	90.0	"Green house mode"
`I		175,304	505,857	-5.0	5.0	8.0	0.5	0.0	90.0	"Green house mode"
`J		175,295	505,861	-5.0	5.0	8.0	0.5	0.0	90.0	"Green house mode"
`K		174,892	505,586	-6.3	5.0	8.0	0.5	0.0	90.0	"Green house mode"
`L		174,891	505,592	-6.3	5.0	8.0	0.5	0.0	90.0	"Green house mode"
`M		174,890	505,606	-6.3	5.0	8.0	0.5	0.0	90.0	"Green house mode"
`N		174,889	505,611	-6.3	5.0	8.0	0.5	0.0	90.0	"Green house mode"
`O		174,888	505,624	-5.9	5.0	8.0	0.5	0.0	90.0	"Green house mode"
`P		174,887	505,630	-5.8	5.0	8.0	0.5	0.0	90.0	"Green house mode"
`Q		174,885	505,644	-5.5	5.0	8.0	0.5	0.0	90.0	"Green house mode"
`R		174,885	505,649	-5.5	5.0	8.0	0.5	0.0	90.0	"Green house mode"
`S		174,884	505,663	-5.5	5.0	8.0	0.5	0.0	90.0	"Green house mode"
`T		174,883	505,668	-5.5	5.0	8.0	0.5	0.0	90.0	"Green house mode"
`U		174,882	505,682	-5.5	5.0	8.0	0.5	0.0	90.0	"Green house mode"
`V		174,881	505,687	-5.5	5.0	8.0	0.5	0.0	90.0	"Green house mode"
`W		174,880	505,701	-5.4	5.0	8.0	0.5	0.0	90.0	"Green house mode"
`X		174,879	505,707	-5.5	5.0	8.0	0.5	0.0	90.0	"Green house mode"
`Y		174,878	505,720	-5.7	5.0	8.0	0.5	0.0	90.0	"Green house mode"
`Z		174,877	505,726	-5.8	5.0	8.0	0.5	0.0	90.0	"Green house mode"
{A		172,581	508,862	-3.3	5.0	8.0	0.5	0.0	90.0	"Green house mode"
{B		172,632	508,919	-4.0	5.0	8.0	0.5	0.0	90.0	"Green house mode"
{C		172,587	508,858	-3.1	5.0	8.0	0.5	0.0	90.0	"Green house mode"
{D		172,629	508,914	-4.0	5.0	8.0	0.5	0.0	90.0	"Green house mode"
{E		172,592	508,854	-3.0	5.0	8.0	0.5	0.0	90.0	"Green house mode"
{F		172,625	508,909	-3.9	5.0	8.0	0.5	0.0	90.0	"Green house mode"
{G		172,597	508,851	-3.0	5.0	8.0	0.5	0.0	90.0	"Green house mode"
{H		172,622	508,904	-3.8	5.0	8.0	0.5	0.0	90.0	"Green house mode"
{I		172,603	508,847	-3.0	5.0	8.0	0.5	0.0	90.0	"Green house mode"
{J		172,619	508,899	-3.7	5.0	8.0	0.5	0.0	90.0	"Green house mode"
{K		172,633	508,824	-3.1	5.0	8.0	0.5	0.0	90.0	"Green house mode"
{L		172,616	508,895	-3.7	5.0	8.0	0.5	0.0	90.0	"Green house mode"
{M		172,629	508,819	-3.0	5.0	8.0	0.5	0.0	90.0	"Green house mode"
{N		172,612	508,889	-3.5	5.0	8.0	0.5	0.0	90.0	"Green house mode"
{O		172,626	508,814	-3.0	5.0	8.0	0.5	0.0	90.0	"Green house mode"
{P		172,623	508,808	-3.0	5.0	8.0	0.5	0.0	90.0	"Green house mode"
{Q		172,619	508,803	-3.0	5.0	8.0	0.5	0.0	90.0	"Green house mode"
{R		172,616	508,798	-3.0	5.0	8.0	0.5	0.0	90.0	"Green house mode"
{S		172,612	508,793	-3.0	5.0	8.0	0.5	0.0	90.0	"Green house mode"
{T		172,603	508,784	-3.0	5.0	8.0	0.5	0.0	90.0	"Green house mode"
{U		172,600	508,778	-3.2	5.0	8.0	0.5	0.0	90.0	"Green house mode"
{V		172,596	508,773	-3.3	5.0	8.0	0.5	0.0	90.0	"Green house mode"
{W		172,592	508,768	-3.5	5.0	8.0	0.5	0.0	90.0	"Green house mode"
{X		172,623	508,726	-3.9	5.0	8.0	0.5	0.0	90.0	"Green house mode"
{Y		172,629	508,723	-4.0	5.0	8.0	0.5	0.0	90.0	"Green house mode"
{Z		172,634	508,719	-3.9	5.0	8.0	0.5	0.0	90.0	"Green house mode"
A		172,639	508,715	-3.8	5.0	8.0	0.5	0.0	90.0	"Green house mode"
B		172,646	508,711	-3.6	5.0	8.0	0.5	0.0	90.0	"Green house mode"
C		172,658	508,706	-3.2	5.0	8.0	0.5	0.0	90.0	"Green house mode"
D		172,663	508,702	-3.1	5.0	8.0	0.5	0.0	90.0	"Green house mode"
E		172,669	508,698	-3.0	5.0	8.0	0.5	0.0	90.0	"Green house mode"

To be continued on next page...

SHADOW - Main Result

Calculation: Windplan Blauw - Cumulatie alle inrichtingen

...continued from previous page

No.	Name	X (east)	Y (north)	Z	Width	Height	Height a.g.l.	Degrees from south cw	Slope of window	Direction mode
		[m]	[m]	[m]	[m]	[m]	[m]	[°]	[°]	
F		172,674	508,694	-3.0	5.0	8.0	0.5	0.0	90.0	"Green house mode"
G		172,680	508,690	-3.0	5.0	8.0	0.5	0.0	90.0	"Green house mode"
H		172,708	508,679	-3.0	5.0	8.0	0.5	0.0	90.0	"Green house mode"
I		172,713	508,675	-3.1	5.0	8.0	0.5	0.0	90.0	"Green house mode"
J		172,723	508,669	-3.1	5.0	8.0	0.5	0.0	90.0	"Green house mode"
K		172,728	508,665	-3.1	5.0	8.0	0.5	0.0	90.0	"Green house mode"
L		172,595	509,004	-4.8	5.0	8.0	0.5	0.0	90.0	"Green house mode"
M		172,616	508,976	-3.9	5.0	8.0	0.5	0.0	90.0	"Green house mode"
N		172,603	509,027	-4.4	5.0	8.0	0.5	0.0	90.0	"Green house mode"
O		172,620	508,980	-3.8	5.0	8.0	0.5	0.0	90.0	"Green house mode"
P		172,585	509,049	-4.5	5.0	8.0	0.5	0.0	90.0	"Green house mode"
Q		172,623	508,984	-3.7	5.0	8.0	0.5	0.0	90.0	"Green house mode"
R		172,582	509,069	-3.8	5.0	8.0	0.5	0.0	90.0	"Green house mode"
S		172,596	509,079	-3.4	5.0	8.0	0.5	0.0	90.0	"Green house mode"
T		172,629	508,992	-3.3	5.0	8.0	0.5	0.0	90.0	"Green house mode"
U		172,611	509,094	-3.0	5.0	8.0	0.5	0.0	90.0	"Green house mode"
V		172,633	508,997	-3.0	5.0	8.0	0.5	0.0	90.0	"Green house mode"
W		172,625	509,106	-2.7	5.0	8.0	0.5	0.0	90.0	"Green house mode"
X		172,635	509,011	-2.9	5.0	8.0	0.5	0.0	90.0	"Green house mode"
Y		172,653	509,116	-1.6	5.0	8.0	0.5	0.0	90.0	"Green house mode"
Z		172,657	509,108	-1.8	5.0	8.0	0.5	0.0	90.0	"Green house mode"
}A		172,634	509,033	-3.0	5.0	8.0	0.5	0.0	90.0	"Green house mode"
}B		172,670	509,098	-1.7	5.0	8.0	0.5	0.0	90.0	"Green house mode"
}C		172,629	509,047	-3.0	5.0	8.0	0.5	0.0	90.0	"Green house mode"
}D		172,676	509,094	-1.5	5.0	8.0	0.5	0.0	90.0	"Green house mode"
}E		172,624	509,052	-3.2	5.0	8.0	0.5	0.0	90.0	"Green house mode"
}F		172,614	509,064	-3.4	5.0	8.0	0.5	0.0	90.0	"Green house mode"
}G		172,694	509,082	-1.2	5.0	8.0	0.5	0.0	90.0	"Green house mode"
}H		172,642	509,082	-2.8	5.0	8.0	0.5	0.0	90.0	"Green house mode"
}I		172,698	509,078	-1.3	5.0	8.0	0.5	0.0	90.0	"Green house mode"
}J		172,648	509,078	-2.8	5.0	8.0	0.5	0.0	90.0	"Green house mode"
}K		172,702	509,074	-1.4	5.0	8.0	0.5	0.0	90.0	"Green house mode"
}L		172,706	509,071	-1.4	5.0	8.0	0.5	0.0	90.0	"Green house mode"
}M		172,655	509,071	-2.8	5.0	8.0	0.5	0.0	90.0	"Green house mode"
}N		172,709	509,064	-1.7	5.0	8.0	0.5	0.0	90.0	"Green house mode"
}O		172,658	509,068	-2.9	5.0	8.0	0.5	0.0	90.0	"Green house mode"
}P		172,713	509,056	-1.8	5.0	8.0	0.5	0.0	90.0	"Green house mode"
}Q		172,737	508,789	-3.9	5.0	8.0	0.5	0.0	90.0	"Green house mode"
}R		172,740	508,794	-3.7	5.0	8.0	0.5	0.0	90.0	"Green house mode"
}S		172,746	508,798	-3.5	5.0	8.0	0.5	0.0	90.0	"Green house mode"
}T		172,749	508,804	-3.2	5.0	8.0	0.5	0.0	90.0	"Green house mode"
}U		172,769	508,800	-2.8	5.0	8.0	0.5	0.0	90.0	"Green house mode"
}V		172,774	508,797	-2.8	5.0	8.0	0.5	0.0	90.0	"Green house mode"
}W		172,779	508,794	-2.8	5.0	8.0	0.5	0.0	90.0	"Green house mode"
}X		172,784	508,790	-2.8	5.0	8.0	0.5	0.0	90.0	"Green house mode"
}Y		172,789	508,787	-2.7	5.0	8.0	0.5	0.0	90.0	"Green house mode"
}Z		172,784	508,765	-3.6	5.0	8.0	0.5	0.0	90.0	"Green house mode"
-A		172,781	508,760	-3.8	5.0	8.0	0.5	0.0	90.0	"Green house mode"
-B		172,777	508,755	-4.0	5.0	8.0	0.5	0.0	90.0	"Green house mode"
-C		172,773	508,750	-4.0	5.0	8.0	0.5	0.0	90.0	"Green house mode"
-D		172,769	508,744	-4.0	5.0	8.0	0.5	0.0	90.0	"Green house mode"
-E		172,766	508,740	-4.0	5.0	8.0	0.5	0.0	90.0	"Green house mode"
-F		172,742	508,751	-4.0	5.0	8.0	0.5	0.0	90.0	"Green house mode"
-G		172,736	508,755	-4.0	5.0	8.0	0.5	0.0	90.0	"Green house mode"
-H		172,731	508,759	-4.0	5.0	8.0	0.5	0.0	90.0	"Green house mode"
-I		172,726	508,762	-4.0	5.0	8.0	0.5	0.0	90.0	"Green house mode"
-J		172,721	508,766	-4.0	5.0	8.0	0.5	0.0	90.0	"Green house mode"
-K		172,716	508,769	-4.0	5.0	8.0	0.5	0.0	90.0	"Green house mode"
-L		172,699	508,778	-4.0	5.0	8.0	0.5	0.0	90.0	"Green house mode"
-M		172,694	508,781	-4.0	5.0	8.0	0.5	0.0	90.0	"Green house mode"
-N		172,688	508,785	-4.0	5.0	8.0	0.5	0.0	90.0	"Green house mode"
-O		172,683	508,789	-4.0	5.0	8.0	0.5	0.0	90.0	"Green house mode"
-P		172,678	508,792	-4.0	5.0	8.0	0.5	0.0	90.0	"Green house mode"
-Q		172,672	508,796	-4.0	5.0	8.0	0.5	0.0	90.0	"Green house mode"

To be continued on next page...

SHADOW - Main Result

Calculation: Windplan Blauw - Cumulatie alle inrichtingen

...continued from previous page

No.	Name	X (east)	Y (north)	Z	Width	Height	Height a.g.l.	Degrees from south cw	Slope of window	Direction mode
		[m]	[m]	[m]	[m]	[m]	[m]	[°]	[°]	
~R		172,668	508,799	-4.0	5.0	8.0	0.5	0.0	90.0	"Green house mode"
~S		172,663	508,802	-3.9	5.0	8.0	0.5	0.0	90.0	"Green house mode"
~T		172,657	508,806	-3.7	5.0	8.0	0.5	0.0	90.0	"Green house mode"
~U		171,987	509,235	-2.0	5.0	8.0	0.5	0.0	90.0	"Green house mode"
~V		171,993	509,231	-1.9	5.0	8.0	0.5	0.0	90.0	"Green house mode"
~W		171,999	509,227	-1.8	5.0	8.0	0.5	0.0	90.0	"Green house mode"
~X		172,004	509,223	-1.7	5.0	8.0	0.5	0.0	90.0	"Green house mode"
~Y		172,022	509,212	-1.2	5.0	8.0	0.5	0.0	90.0	"Green house mode"
~Z		172,296	508,669	-3.8	5.0	8.0	0.5	0.0	90.0	"Green house mode"
iA		171,995	508,488	-3.5	5.0	8.0	0.5	0.0	90.0	"Green house mode"
iB		171,999	508,484	-3.5	5.0	8.0	0.5	0.0	90.0	"Green house mode"
iC		172,009	508,475	-3.5	5.0	8.0	0.5	0.0	90.0	"Green house mode"
iD		172,012	508,470	-3.7	5.0	8.0	0.5	0.0	90.0	"Green house mode"
iE		172,021	508,460	-4.2	5.0	8.0	0.5	0.0	90.0	"Green house mode"
iF		172,025	508,456	-4.5	5.0	8.0	0.5	0.0	90.0	"Green house mode"
iG		172,557	509,043	-4.6	5.0	8.0	0.5	0.0	90.0	"Green house mode"
iH		172,515	509,021	-3.0	5.0	8.0	0.5	0.0	90.0	"Green house mode"
iI		172,568	509,012	-5.0	5.0	8.0	0.5	0.0	90.0	"Green house mode"
iJ		172,521	509,017	-3.3	5.0	8.0	0.5	0.0	90.0	"Green house mode"
iK		172,526	509,013	-3.6	5.0	8.0	0.5	0.0	90.0	"Green house mode"
iL		172,632	508,960	-3.9	5.0	8.0	0.5	0.0	90.0	"Green house mode"
iM		172,530	509,009	-3.8	5.0	8.0	0.5	0.0	90.0	"Green house mode"
iN		172,551	508,981	-4.9	5.0	8.0	0.5	0.0	90.0	"Green house mode"
iO		172,641	508,954	-3.9	5.0	8.0	0.5	0.0	90.0	"Green house mode"
iP		172,377	508,241	-4.8	5.0	8.0	0.5	0.0	90.0	"Green house mode"
iQ		172,371	508,244	-4.9	5.0	8.0	0.5	0.0	90.0	"Green house mode"
iR		172,428	508,246	-3.4	5.0	8.0	0.5	0.0	90.0	"Green house mode"
iS		172,387	508,232	-4.5	5.0	8.0	0.5	0.0	90.0	"Green house mode"
iT		172,432	508,254	-3.3	5.0	8.0	0.5	0.0	90.0	"Green house mode"
iU		172,394	508,228	-4.3	5.0	8.0	0.5	0.0	90.0	"Green house mode"
iV		172,439	508,264	-3.2	5.0	8.0	0.5	0.0	90.0	"Green house mode"
iW		171,987	509,058	-3.0	5.0	8.0	0.5	0.0	90.0	"Green house mode"
iX		171,994	509,103	-3.0	5.0	8.0	0.5	0.0	90.0	"Green house mode"
iY		171,980	509,054	-3.0	5.0	8.0	0.5	0.0	90.0	"Green house mode"
iZ		171,988	509,100	-3.0	5.0	8.0	0.5	0.0	90.0	"Green house mode"
iA		172,011	509,493	-4.3	5.0	8.0	0.5	0.0	90.0	"Green house mode"
iB		172,026	509,535	-4.3	5.0	8.0	0.5	0.0	90.0	"Green house mode"
iC		172,031	509,538	-4.3	5.0	8.0	0.5	0.0	90.0	"Green house mode"
iD		172,043	509,516	-3.9	5.0	8.0	0.5	0.0	90.0	"Green house mode"
iE		172,042	509,545	-4.3	5.0	8.0	0.5	0.0	90.0	"Green house mode"
iF		172,060	509,527	-4.0	5.0	8.0	0.5	0.0	90.0	"Green house mode"
iG		172,048	509,549	-4.3	5.0	8.0	0.5	0.0	90.0	"Green house mode"
iH		172,077	509,537	-3.6	5.0	8.0	0.5	0.0	90.0	"Green house mode"
iI		172,073	509,563	-3.5	5.0	8.0	0.5	0.0	90.0	"Green house mode"
iJ		172,799	508,887	-3.1	5.0	8.0	0.5	0.0	90.0	"Green house mode"
iK		172,782	508,842	-2.0	5.0	8.0	0.5	0.0	90.0	"Green house mode"
iL		172,779	508,837	-2.0	5.0	8.0	0.5	0.0	90.0	"Green house mode"
iM		172,775	508,832	-2.1	5.0	8.0	0.5	0.0	90.0	"Green house mode"
iN		172,807	508,832	-2.4	5.0	8.0	0.5	0.0	90.0	"Green house mode"
iO		172,811	508,829	-2.3	5.0	8.0	0.5	0.0	90.0	"Green house mode"
iP		172,817	508,825	-2.3	5.0	8.0	0.5	0.0	90.0	"Green house mode"
iQ		172,822	508,822	-2.3	5.0	8.0	0.5	0.0	90.0	"Green house mode"
iR		172,826	508,819	-2.3	5.0	8.0	0.5	0.0	90.0	"Green house mode"
iS		172,832	508,816	-2.4	5.0	8.0	0.5	0.0	90.0	"Green house mode"
iT		172,880	508,782	-2.7	5.0	8.0	0.5	0.0	90.0	"Green house mode"
iU		172,234	508,869	-3.4	5.0	8.0	0.5	0.0	90.0	"Green house mode"
iV		172,236	508,817	-3.9	5.0	8.0	0.5	0.0	90.0	"Green house mode"
iW		172,240	508,872	-3.3	5.0	8.0	0.5	0.0	90.0	"Green house mode"
iX		172,247	508,835	-3.3	5.0	8.0	0.5	0.0	90.0	"Green house mode"
iY		172,251	508,879	-3.0	5.0	8.0	0.5	0.0	90.0	"Green house mode"
iZ		172,261	508,845	-3.2	5.0	8.0	0.5	0.0	90.0	"Green house mode"
''A		172,243	508,410	-3.9	5.0	8.0	0.5	0.0	90.0	"Green house mode"
''B		172,304	508,379	-3.0	5.0	8.0	0.5	0.0	90.0	"Green house mode"
''C		172,250	508,419	-4.2	5.0	8.0	0.5	0.0	90.0	"Green house mode"

To be continued on next page...

SHADOW - Main Result

Calculation: Windplan Blauw - Cumulatie alle inrichtingen

...continued from previous page

No.	Name	X (east)	Y (north)	Z	Width	Height	Height a.g.l.	Degrees from south cw	Slope of window	Direction mode
		[m]	[m]	[m]	[m]	[m]	[m]	[°]	[°]	
"D		172,324	508,366	-3.4	5.0	8.0	0.5	0.0	90.0	"Green house mode"
"E		172,253	508,425	-4.4	5.0	8.0	0.5	0.0	90.0	"Green house mode"
"F		172,347	508,352	-4.0	5.0	8.0	0.5	0.0	90.0	"Green house mode"
"G		172,257	508,432	-4.6	5.0	8.0	0.5	0.0	90.0	"Green house mode"
"H		172,362	508,339	-4.0	5.0	8.0	0.5	0.0	90.0	"Green house mode"
"I		172,262	508,438	-4.6	5.0	8.0	0.5	0.0	90.0	"Green house mode"
"J		172,379	508,330	-4.0	5.0	8.0	0.5	0.0	90.0	"Green house mode"
"K		172,267	508,445	-4.6	5.0	8.0	0.5	0.0	90.0	"Green house mode"
"L		172,396	508,319	-4.0	5.0	8.0	0.5	0.0	90.0	"Green house mode"
"M		172,270	508,451	-4.4	5.0	8.0	0.5	0.0	90.0	"Green house mode"
"N		172,289	508,426	-4.0	5.0	8.0	0.5	0.0	90.0	"Green house mode"
"O		172,305	508,413	-4.0	5.0	8.0	0.5	0.0	90.0	"Green house mode"
"P		172,323	508,399	-3.5	5.0	8.0	0.5	0.0	90.0	"Green house mode"
"Q		172,339	508,388	-3.4	5.0	8.0	0.5	0.0	90.0	"Green house mode"
"R		172,360	508,375	-3.9	5.0	8.0	0.5	0.0	90.0	"Green house mode"
"S		172,372	508,365	-4.0	5.0	8.0	0.5	0.0	90.0	"Green house mode"
"T		172,385	508,357	-4.0	5.0	8.0	0.5	0.0	90.0	"Green house mode"
"U		172,411	508,340	-4.0	5.0	8.0	0.5	0.0	90.0	"Green house mode"
"V		172,126	509,568	-2.3	5.0	8.0	0.5	0.0	90.0	"Green house mode"
"W		172,078	509,566	-3.4	5.0	8.0	0.5	0.0	90.0	"Green house mode"
"X		172,133	509,579	-2.1	5.0	8.0	0.5	0.0	90.0	"Green house mode"
"Y		172,103	509,582	-2.9	5.0	8.0	0.5	0.0	90.0	"Green house mode"
"Z		172,138	509,590	-2.1	5.0	8.0	0.5	0.0	90.0	"Green house mode"
"A		172,033	508,183	-4.0	5.0	8.0	0.5	0.0	90.0	"Green house mode"
"B		172,115	508,204	-3.4	5.0	8.0	0.5	0.0	90.0	"Green house mode"
"C		172,124	508,625	-5.8	5.0	8.0	0.5	0.0	90.0	"Green house mode"
"D		172,111	508,620	-5.7	5.0	8.0	0.5	0.0	90.0	"Green house mode"
"E		172,131	508,598	-4.3	5.0	8.0	0.5	0.0	90.0	"Green house mode"
"F		172,142	508,588	-3.7	5.0	8.0	0.5	0.0	90.0	"Green house mode"
"G		172,153	508,580	-3.6	5.0	8.0	0.5	0.0	90.0	"Green house mode"
"H		172,180	508,559	-4.0	5.0	8.0	0.5	0.0	90.0	"Green house mode"
"I		172,188	508,554	-4.0	5.0	8.0	0.5	0.0	90.0	"Green house mode"
"J		172,211	508,541	-4.0	5.0	8.0	0.5	0.0	90.0	"Green house mode"
"K		172,221	508,536	-4.0	5.0	8.0	0.5	0.0	90.0	"Green house mode"
"L		172,283	508,188	-4.2	5.0	8.0	0.5	0.0	90.0	"Green house mode"
"M		172,275	508,193	-4.4	5.0	8.0	0.5	0.0	90.0	"Green house mode"
"N		172,271	508,196	-4.6	5.0	8.0	0.5	0.0	90.0	"Green house mode"
"O		172,267	508,199	-4.7	5.0	8.0	0.5	0.0	90.0	"Green house mode"
"P		172,262	508,202	-4.8	5.0	8.0	0.5	0.0	90.0	"Green house mode"
"Q		172,254	508,208	-5.0	5.0	8.0	0.5	0.0	90.0	"Green house mode"
"R		172,250	508,211	-5.0	5.0	8.0	0.5	0.0	90.0	"Green house mode"
"S		172,246	508,214	-5.0	5.0	8.0	0.5	0.0	90.0	"Green house mode"
"T		172,212	508,211	-4.9	5.0	8.0	0.5	0.0	90.0	"Green house mode"
"U		172,210	508,207	-4.9	5.0	8.0	0.5	0.0	90.0	"Green house mode"
"V		172,203	508,198	-5.0	5.0	8.0	0.5	0.0	90.0	"Green house mode"
"W		172,201	508,194	-5.0	5.0	8.0	0.5	0.0	90.0	"Green house mode"
"X		172,198	508,190	-5.0	5.0	8.0	0.5	0.0	90.0	"Green house mode"
"Y		172,195	508,186	-5.0	5.0	8.0	0.5	0.0	90.0	"Green house mode"
"Z		172,192	508,182	-5.0	5.0	8.0	0.5	0.0	90.0	"Green house mode"
"A		172,127	508,766	-4.6	5.0	8.0	0.5	0.0	90.0	"Green house mode"
"B		172,308	508,626	-4.0	5.0	8.0	0.5	0.0	90.0	"Green house mode"
"C		172,313	508,623	-4.0	5.0	8.0	0.5	0.0	90.0	"Green house mode"
"D		172,609	508,701	-4.0	5.0	8.0	0.5	0.0	90.0	"Green house mode"
"E		172,585	508,655	-3.0	5.0	8.0	0.5	0.0	90.0	"Green house mode"
"F		172,606	508,696	-4.0	5.0	8.0	0.5	0.0	90.0	"Green house mode"
"G		172,589	508,651	-3.0	5.0	8.0	0.5	0.0	90.0	"Green house mode"
"H		172,602	508,691	-4.0	5.0	8.0	0.5	0.0	90.0	"Green house mode"
"I		172,595	508,648	-3.0	5.0	8.0	0.5	0.0	90.0	"Green house mode"
"J		172,599	508,686	-3.8	5.0	8.0	0.5	0.0	90.0	"Green house mode"
"K		172,600	508,645	-3.0	5.0	8.0	0.5	0.0	90.0	"Green house mode"
"L		172,596	508,681	-3.6	5.0	8.0	0.5	0.0	90.0	"Green house mode"
"M		172,605	508,641	-3.0	5.0	8.0	0.5	0.0	90.0	"Green house mode"
"N		172,592	508,676	-3.5	5.0	8.0	0.5	0.0	90.0	"Green house mode"
"O		172,610	508,638	-3.0	5.0	8.0	0.5	0.0	90.0	"Green house mode"

To be continued on next page...

SHADOW - Main Result

Calculation: Windplan Blauw - Cumulatie alle inrichtingen

...continued from previous page

No.	Name	X (east)	Y (north)	Z	Width	Height	Height a.g.l.	Degrees from south cw	Slope of window	Direction mode
		[m]	[m]	[m]	[m]	[m]	[m]	[°]	[°]	
ˆP		172,542	508,609	-2.8	5.0	8.0	0.5	0.0	90.0	"Green house mode"
ˆQ		172,595	508,605	-3.8	5.0	8.0	0.5	0.0	90.0	"Green house mode"
ˆR		172,588	508,610	-3.6	5.0	8.0	0.5	0.0	90.0	"Green house mode"
ˆS		172,533	508,595	-2.6	5.0	8.0	0.5	0.0	90.0	"Green house mode"
ˆT		172,580	508,615	-3.3	5.0	8.0	0.5	0.0	90.0	"Green house mode"
ˆU		172,106	508,708	-4.1	5.0	8.0	0.5	0.0	90.0	"Green house mode"
ˆV		171,893	509,085	-3.0	5.0	8.0	0.5	0.0	90.0	"Green house mode"
ˆW		171,896	509,080	-3.0	5.0	8.0	0.5	0.0	90.0	"Green house mode"
ˆX		171,899	509,075	-3.0	5.0	8.0	0.5	0.0	90.0	"Green house mode"
ˆY		171,903	509,070	-3.0	5.0	8.0	0.5	0.0	90.0	"Green house mode"
ˆZ		171,906	509,065	-3.0	5.0	8.0	0.5	0.0	90.0	"Green house mode"
ˆA		172,236	508,952	-3.0	5.0	8.0	0.5	0.0	90.0	"Green house mode"
ˆB		172,056	508,884	-3.2	5.0	8.0	0.5	0.0	90.0	"Green house mode"
ˆC		172,059	508,879	-3.1	5.0	8.0	0.5	0.0	90.0	"Green house mode"
ˆD		172,061	508,872	-3.2	5.0	8.0	0.5	0.0	90.0	"Green house mode"
ˆE		172,065	508,867	-3.3	5.0	8.0	0.5	0.0	90.0	"Green house mode"
ˆF		172,067	508,861	-3.5	5.0	8.0	0.5	0.0	90.0	"Green house mode"
ˆG		172,070	508,856	-3.7	5.0	8.0	0.5	0.0	90.0	"Green house mode"
ˆH		172,074	508,851	-3.9	5.0	8.0	0.5	0.0	90.0	"Green house mode"
ˆI		172,423	508,308	-4.0	5.0	8.0	0.5	0.0	90.0	"Green house mode"
ˆJ		172,456	508,411	-4.0	5.0	8.0	0.5	0.0	90.0	"Green house mode"
ˆK		172,438	508,329	-4.0	5.0	8.0	0.5	0.0	90.0	"Green house mode"
ˆL		172,463	508,421	-4.0	5.0	8.0	0.5	0.0	90.0	"Green house mode"
ˆM		172,093	508,410	-4.3	5.0	8.0	0.5	0.0	90.0	"Green house mode"
ˆN		172,103	508,425	-4.0	5.0	8.0	0.5	0.0	90.0	"Green house mode"
ˆO		172,129	508,413	-4.0	5.0	8.0	0.5	0.0	90.0	"Green house mode"
ˆP		172,461	508,365	-4.0	5.0	8.0	0.5	0.0	90.0	"Green house mode"
ˆQ		172,470	508,431	-4.0	5.0	8.0	0.5	0.0	90.0	"Green house mode"
ˆR		172,472	508,381	-4.0	5.0	8.0	0.5	0.0	90.0	"Green house mode"
ˆS		172,476	508,440	-4.0	5.0	8.0	0.5	0.0	90.0	"Green house mode"
ˆT		172,483	508,394	-4.0	5.0	8.0	0.5	0.0	90.0	"Green house mode"
ˆU		172,490	508,461	-4.5	5.0	8.0	0.5	0.0	90.0	"Green house mode"
ˆV		172,114	508,440	-4.0	5.0	8.0	0.5	0.0	90.0	"Green house mode"
ˆW		172,134	508,422	-4.0	5.0	8.0	0.5	0.0	90.0	"Green house mode"
ˆX		172,129	508,464	-4.0	5.0	8.0	0.5	0.0	90.0	"Green house mode"
ˆY		172,139	508,477	-4.0	5.0	8.0	0.5	0.0	90.0	"Green house mode"
ˆZ		172,153	508,450	-4.0	5.0	8.0	0.5	0.0	90.0	"Green house mode"
ˆA		172,120	509,297	-2.0	5.0	8.0	0.5	0.0	90.0	"Green house mode"
ˆB		172,177	509,300	-2.0	5.0	8.0	0.5	0.0	90.0	"Green house mode"
ˆC		172,132	509,289	-2.0	5.0	8.0	0.5	0.0	90.0	"Green house mode"
ˆD		172,146	509,281	-2.0	5.0	8.0	0.5	0.0	90.0	"Green house mode"
ˆE		172,006	509,079	-3.0	5.0	8.0	0.5	0.0	90.0	"Green house mode"
ˆF		172,001	509,037	-3.0	5.0	8.0	0.5	0.0	90.0	"Green house mode"
ˆG		172,009	509,073	-3.0	5.0	8.0	0.5	0.0	90.0	"Green house mode"
ˆH		172,006	509,031	-3.0	5.0	8.0	0.5	0.0	90.0	"Green house mode"
ˆI		172,013	509,068	-3.0	5.0	8.0	0.5	0.0	90.0	"Green house mode"
ˆJ		172,009	509,025	-3.2	5.0	8.0	0.5	0.0	90.0	"Green house mode"
ˆK		172,016	509,063	-3.0	5.0	8.0	0.5	0.0	90.0	"Green house mode"
ˆL		172,013	509,019	-3.4	5.0	8.0	0.5	0.0	90.0	"Green house mode"
ˆM		172,016	509,012	-3.6	5.0	8.0	0.5	0.0	90.0	"Green house mode"
ˆN		172,023	509,053	-3.0	5.0	8.0	0.5	0.0	90.0	"Green house mode"
ˆO		172,285	509,601	-0.6	5.0	8.0	0.5	0.0	90.0	"Green house mode"
ˆP		172,260	509,605	-0.8	5.0	8.0	0.5	0.0	90.0	"Green house mode"
ˆQ		172,283	509,606	-0.5	5.0	8.0	0.5	0.0	90.0	"Green house mode"
ˆR		172,259	509,610	-0.8	5.0	8.0	0.5	0.0	90.0	"Green house mode"
ˆS		172,280	509,617	-0.2	5.0	8.0	0.5	0.0	90.0	"Green house mode"
ˆT		172,247	509,651	-2.2	5.0	8.0	0.5	0.0	90.0	"Green house mode"
ˆU		172,279	509,623	-0.3	5.0	8.0	0.5	0.0	90.0	"Green house mode"
ˆV		172,245	509,657	-2.5	5.0	8.0	0.5	0.0	90.0	"Green house mode"
ˆW		172,277	509,634	-0.4	5.0	8.0	0.5	0.0	90.0	"Green house mode"
ˆX		172,240	509,673	-3.1	5.0	8.0	0.5	0.0	90.0	"Green house mode"
ˆY		172,275	509,639	-0.5	5.0	8.0	0.5	0.0	90.0	"Green house mode"
ˆZ		172,238	509,679	-3.3	5.0	8.0	0.5	0.0	90.0	"Green house mode"
ˆA		171,974	509,050	-3.0	5.0	8.0	0.5	0.0	90.0	"Green house mode"

To be continued on next page...

SHADOW - Main Result

Calculation: Windplan Blauw - Cumulatie alle inrichtingen

...continued from previous page

No.	Name	X (east)	Y (north)	Z	Width	Height	Height a.g.l.	Degrees from south cw	Slope of window	Direction mode
		[m]	[m]	[m]	[m]	[m]	[m]	[°]	[°]	
⊕B		171,968	509,046	-3.0	5.0	8.0	0.5	0.0	90.0	"Green house mode"
⊕C		171,978	509,093	-3.0	5.0	8.0	0.5	0.0	90.0	"Green house mode"
⊕D		171,949	509,033	-3.0	5.0	8.0	0.5	0.0	90.0	"Green house mode"
⊕E		171,973	509,090	-3.0	5.0	8.0	0.5	0.0	90.0	"Green house mode"
⊕F		171,953	509,028	-3.1	5.0	8.0	0.5	0.0	90.0	"Green house mode"
⊕G		171,937	509,058	-3.0	5.0	8.0	0.5	0.0	90.0	"Green house mode"
⊕H		171,956	509,023	-3.2	5.0	8.0	0.5	0.0	90.0	"Green house mode"
⊕I		171,931	509,055	-3.0	5.0	8.0	0.5	0.0	90.0	"Green house mode"
⊕J		171,959	509,017	-3.4	5.0	8.0	0.5	0.0	90.0	"Green house mode"
⊕K		172,214	509,413	-3.0	5.0	8.0	0.5	0.0	90.0	"Green house mode"
⊕L		172,232	509,448	-3.0	5.0	8.0	0.5	0.0	90.0	"Green house mode"
⊕M		172,227	509,404	-3.0	5.0	8.0	0.5	0.0	90.0	"Green house mode"
⊕N		172,238	509,444	-3.0	5.0	8.0	0.5	0.0	90.0	"Green house mode"
⊕O		172,233	509,400	-3.0	5.0	8.0	0.5	0.0	90.0	"Green house mode"
⊕P		172,247	509,393	-2.7	5.0	8.0	0.5	0.0	90.0	"Green house mode"
⊕Q		172,260	509,384	-2.6	5.0	8.0	0.5	0.0	90.0	"Green house mode"
⊕R		172,556	508,978	-4.9	5.0	8.0	0.5	0.0	90.0	"Green house mode"
⊕S		172,646	508,951	-3.8	5.0	8.0	0.5	0.0	90.0	"Green house mode"
⊕T		172,561	508,974	-4.8	5.0	8.0	0.5	0.0	90.0	"Green house mode"
⊕U		172,650	508,948	-3.8	5.0	8.0	0.5	0.0	90.0	"Green house mode"
⊕V		172,566	508,971	-4.7	5.0	8.0	0.5	0.0	90.0	"Green house mode"
⊕W		172,572	508,967	-4.5	5.0	8.0	0.5	0.0	90.0	"Green house mode"
⊕X		172,668	508,946	-3.8	5.0	8.0	0.5	0.0	90.0	"Green house mode"
⊕Y		172,588	508,951	-4.0	5.0	8.0	0.5	0.0	90.0	"Green house mode"
⊕Z		172,672	508,943	-3.8	5.0	8.0	0.5	0.0	90.0	"Green house mode"
⊕A		172,592	508,947	-4.0	5.0	8.0	0.5	0.0	90.0	"Green house mode"
⊕B		172,405	508,220	-4.0	5.0	8.0	0.5	0.0	90.0	"Green house mode"
⊕C		172,444	508,271	-3.4	5.0	8.0	0.5	0.0	90.0	"Green house mode"
⊕D		172,413	508,217	-3.8	5.0	8.0	0.5	0.0	90.0	"Green house mode"
⊕E		172,452	508,281	-3.7	5.0	8.0	0.5	0.0	90.0	"Green house mode"
⊕F		172,448	508,233	-2.8	5.0	8.0	0.5	0.0	90.0	"Green house mode"
⊕G		172,452	508,238	-2.7	5.0	8.0	0.5	0.0	90.0	"Green house mode"
⊕H		172,462	508,299	-4.0	5.0	8.0	0.5	0.0	90.0	"Green house mode"
⊕I		172,458	508,247	-2.7	5.0	8.0	0.5	0.0	90.0	"Green house mode"
⊕J		172,466	508,306	-4.0	5.0	8.0	0.5	0.0	90.0	"Green house mode"
⊕K		172,462	508,252	-2.8	5.0	8.0	0.5	0.0	90.0	"Green house mode"
⊕L		172,489	508,340	-4.0	5.0	8.0	0.5	0.0	90.0	"Green house mode"
⊕M		172,468	508,262	-3.1	5.0	8.0	0.5	0.0	90.0	"Green house mode"
⊕N		172,296	509,062	-3.0	5.0	8.0	0.5	0.0	90.0	"Green house mode"
⊕O		172,287	509,113	-2.3	5.0	8.0	0.5	0.0	90.0	"Green house mode"
⊕P		172,302	509,066	-3.0	5.0	8.0	0.5	0.0	90.0	"Green house mode"
⊕Q		172,332	509,157	-2.1	5.0	8.0	0.5	0.0	90.0	"Green house mode"
⊕R		172,309	509,070	-3.0	5.0	8.0	0.5	0.0	90.0	"Green house mode"
⊕S		172,338	509,160	-2.2	5.0	8.0	0.5	0.0	90.0	"Green house mode"
⊕T		172,315	509,074	-3.0	5.0	8.0	0.5	0.0	90.0	"Green house mode"
⊕U		172,344	509,162	-2.3	5.0	8.0	0.5	0.0	90.0	"Green house mode"
⊕V		172,322	509,077	-3.0	5.0	8.0	0.5	0.0	90.0	"Green house mode"
⊕W		172,349	509,164	-2.5	5.0	8.0	0.5	0.0	90.0	"Green house mode"
⊕X		172,371	509,188	-3.1	5.0	8.0	0.5	0.0	90.0	"Green house mode"
⊕Y		172,370	509,195	-2.8	5.0	8.0	0.5	0.0	90.0	"Green house mode"
⊕Z		172,365	509,213	-2.1	5.0	8.0	0.5	0.0	90.0	"Green house mode"
⊕A		172,359	509,219	-1.9	5.0	8.0	0.5	0.0	90.0	"Green house mode"
⊕B		172,354	509,235	-1.9	5.0	8.0	0.5	0.0	90.0	"Green house mode"
⊕C		172,228	508,297	-4.0	5.0	8.0	0.5	0.0	90.0	"Green house mode"
⊕D		172,751	508,902	-3.0	5.0	8.0	0.5	0.0	90.0	"Green house mode"
⊕E		172,741	508,863	-3.0	5.0	8.0	0.5	0.0	90.0	"Green house mode"
⊕F		172,758	508,899	-3.0	5.0	8.0	0.5	0.0	90.0	"Green house mode"
⊕G		172,746	508,860	-2.9	5.0	8.0	0.5	0.0	90.0	"Green house mode"
⊕H		172,770	508,890	-3.0	5.0	8.0	0.5	0.0	90.0	"Green house mode"
⊕I		172,751	508,856	-2.8	5.0	8.0	0.5	0.0	90.0	"Green house mode"
⊕J		172,778	508,888	-3.0	5.0	8.0	0.5	0.0	90.0	"Green house mode"
⊕K		172,756	508,853	-2.7	5.0	8.0	0.5	0.0	90.0	"Green house mode"
⊕L		172,793	508,885	-3.1	5.0	8.0	0.5	0.0	90.0	"Green house mode"
⊕M		172,786	508,847	-2.2	5.0	8.0	0.5	0.0	90.0	"Green house mode"

To be continued on next page...

SHADOW - Main Result

Calculation: Windplan Blauw - Cumulatie alle inrichtingen

...continued from previous page

No.	Name	X (east)	Y (north)	Z	Width	Height	Height a.g.l.	Degrees from south cw	Slope of window	Direction mode
		[m]	[m]	[m]	[m]	[m]	[m]	[°]	[°]	
±N		172,498	508,672	-3.5	5.0	8.0	0.5	0.0	90.0	"Green house mode"
±O		172,479	508,632	-3.1	5.0	8.0	0.5	0.0	90.0	"Green house mode"
±P		172,058	509,392	-2.0	5.0	8.0	0.5	0.0	90.0	"Green house mode"
±Q		172,504	508,917	-2.7	5.0	8.0	0.5	0.0	90.0	"Green house mode"
±R		172,539	508,908	-3.0	5.0	8.0	0.5	0.0	90.0	"Green house mode"
±S		172,219	508,428	-4.0	5.0	8.0	0.5	0.0	90.0	"Green house mode"
±T		172,238	508,516	-4.0	5.0	8.0	0.5	0.0	90.0	"Green house mode"
±U		172,224	508,436	-4.2	5.0	8.0	0.5	0.0	90.0	"Green house mode"
±V		172,242	508,523	-4.0	5.0	8.0	0.5	0.0	90.0	"Green house mode"
±W		172,228	508,442	-4.3	5.0	8.0	0.5	0.0	90.0	"Green house mode"
±X		172,247	508,531	-4.0	5.0	8.0	0.5	0.0	90.0	"Green house mode"
±Y		172,233	508,450	-4.4	5.0	8.0	0.5	0.0	90.0	"Green house mode"
±Z		172,251	508,536	-4.0	5.0	8.0	0.5	0.0	90.0	"Green house mode"
¥A		172,237	508,455	-4.4	5.0	8.0	0.5	0.0	90.0	"Green house mode"
¥B		172,257	508,545	-4.0	5.0	8.0	0.5	0.0	90.0	"Green house mode"
¥C		172,242	508,463	-4.3	5.0	8.0	0.5	0.0	90.0	"Green house mode"
¥D		172,261	508,550	-4.0	5.0	8.0	0.5	0.0	90.0	"Green house mode"
¥E		172,245	508,468	-4.2	5.0	8.0	0.5	0.0	90.0	"Green house mode"
¥F		172,266	508,558	-4.0	5.0	8.0	0.5	0.0	90.0	"Green house mode"
¥G		172,266	508,505	-4.0	5.0	8.0	0.5	0.0	90.0	"Green house mode"
¥H		172,270	508,564	-4.0	5.0	8.0	0.5	0.0	90.0	"Green house mode"
¥I		172,282	508,524	-4.0	5.0	8.0	0.5	0.0	90.0	"Green house mode"
¥J		172,285	508,530	-4.0	5.0	8.0	0.5	0.0	90.0	"Green house mode"
¥K		172,292	508,540	-4.0	5.0	8.0	0.5	0.0	90.0	"Green house mode"
¥L		172,295	508,544	-4.0	5.0	8.0	0.5	0.0	90.0	"Green house mode"
¥M		172,301	508,554	-4.0	5.0	8.0	0.5	0.0	90.0	"Green house mode"
¥N		172,304	508,560	-4.0	5.0	8.0	0.5	0.0	90.0	"Green house mode"
¥O		172,314	508,575	-4.0	5.0	8.0	0.5	0.0	90.0	"Green house mode"
¥P		172,318	508,580	-4.0	5.0	8.0	0.5	0.0	90.0	"Green house mode"
¥Q		172,324	508,589	-4.0	5.0	8.0	0.5	0.0	90.0	"Green house mode"
¥R		172,333	508,603	-4.1	5.0	8.0	0.5	0.0	90.0	"Green house mode"
¥S		172,336	508,608	-4.2	5.0	8.0	0.5	0.0	90.0	"Green house mode"
¥T		171,982	509,506	-4.9	5.0	8.0	0.5	0.0	90.0	"Green house mode"
¥U		171,960	509,455	-3.9	5.0	8.0	0.5	0.0	90.0	"Green house mode"
¥V		171,988	509,510	-5.0	5.0	8.0	0.5	0.0	90.0	"Green house mode"
¥W		171,983	509,468	-4.2	5.0	8.0	0.5	0.0	90.0	"Green house mode"
¥X		171,998	509,517	-4.7	5.0	8.0	0.5	0.0	90.0	"Green house mode"
¥Y		171,995	509,483	-4.4	5.0	8.0	0.5	0.0	90.0	"Green house mode"
¥Z		172,004	509,520	-4.5	5.0	8.0	0.5	0.0	90.0	"Green house mode"
±A		172,323	509,496	-4.0	5.0	8.0	0.5	0.0	90.0	"Green house mode"
±B		172,298	509,486	-4.0	5.0	8.0	0.5	0.0	90.0	"Green house mode"
±C		172,032	508,990	-3.8	5.0	8.0	0.5	0.0	90.0	"Green house mode"
±D		172,035	508,983	-3.8	5.0	8.0	0.5	0.0	90.0	"Green house mode"
±E		172,044	508,971	-3.5	5.0	8.0	0.5	0.0	90.0	"Green house mode"
±F		172,047	508,965	-3.4	5.0	8.0	0.5	0.0	90.0	"Green house mode"
±G		172,051	508,958	-3.2	5.0	8.0	0.5	0.0	90.0	"Green house mode"
±H		172,529	508,588	-2.7	5.0	8.0	0.5	0.0	90.0	"Green house mode"
±I		172,573	508,620	-3.2	5.0	8.0	0.5	0.0	90.0	"Green house mode"
±J		172,566	508,625	-3.1	5.0	8.0	0.5	0.0	90.0	"Green house mode"
±K		172,560	508,629	-3.0	5.0	8.0	0.5	0.0	90.0	"Green house mode"
±L		172,546	508,647	-3.0	5.0	8.0	0.5	0.0	90.0	"Green house mode"
±M		172,177	509,384	-3.0	5.0	8.0	0.5	0.0	90.0	"Green house mode"
±N		172,126	509,382	-2.3	5.0	8.0	0.5	0.0	90.0	"Green house mode"
±O		172,184	509,381	-3.0	5.0	8.0	0.5	0.0	90.0	"Green house mode"
±P		172,132	509,378	-2.2	5.0	8.0	0.5	0.0	90.0	"Green house mode"
±Q		172,191	509,377	-3.0	5.0	8.0	0.5	0.0	90.0	"Green house mode"
±R		172,139	509,374	-2.1	5.0	8.0	0.5	0.0	90.0	"Green house mode"
±S		172,198	509,372	-3.0	5.0	8.0	0.5	0.0	90.0	"Green house mode"
±T		172,206	509,368	-3.0	5.0	8.0	0.5	0.0	90.0	"Green house mode"
±U		172,151	509,367	-2.3	5.0	8.0	0.5	0.0	90.0	"Green house mode"
±V		172,214	509,365	-3.0	5.0	8.0	0.5	0.0	90.0	"Green house mode"
±W		172,158	509,362	-2.4	5.0	8.0	0.5	0.0	90.0	"Green house mode"
±X		172,222	509,360	-2.8	5.0	8.0	0.5	0.0	90.0	"Green house mode"
±Y		172,164	509,358	-2.4	5.0	8.0	0.5	0.0	90.0	"Green house mode"

To be continued on next page...

SHADOW - Main Result

Calculation: Windplan Blauw - Cumulatie alle inrichtingen

...continued from previous page

No.	Name	X (east)	Y (north)	Z	Width	Height	Height a.g.l.	Degrees from south cw	Slope of window	Direction mode
		[m]	[m]	[m]	[m]	[m]	[m]	[°]	[°]	
±Z		172,229	509,356	-2.8	5.0	8.0	0.5	0.0	90.0	"Green house mode"
«A		172,005	508,277	-4.6	5.0	8.0	0.5	0.0	90.0	"Green house mode"
«B		172,001	508,281	-4.7	5.0	8.0	0.5	0.0	90.0	"Green house mode"
«C		171,996	508,285	-4.9	5.0	8.0	0.5	0.0	90.0	"Green house mode"
«D		171,987	508,252	-4.8	5.0	8.0	0.5	0.0	90.0	"Green house mode"
«E		171,983	508,228	-4.3	5.0	8.0	0.5	0.0	90.0	"Green house mode"
«F		171,970	508,208	-4.2	5.0	8.0	0.5	0.0	90.0	"Green house mode"
«G		172,002	508,187	-3.6	5.0	8.0	0.5	0.0	90.0	"Green house mode"
«H		171,992	508,170	-2.4	5.0	8.0	0.5	0.0	90.0	"Green house mode"
«I		172,050	508,168	-3.5	5.0	8.0	0.5	0.0	90.0	"Green house mode"
«J		172,067	508,160	-3.0	5.0	8.0	0.5	0.0	90.0	"Green house mode"
«K		172,076	508,189	-3.6	5.0	8.0	0.5	0.0	90.0	"Green house mode"
«L		172,091	508,216	-3.8	5.0	8.0	0.5	0.0	90.0	"Green house mode"
«M		172,096	508,214	-3.7	5.0	8.0	0.5	0.0	90.0	"Green house mode"
«N		172,101	508,212	-3.6	5.0	8.0	0.5	0.0	90.0	"Green house mode"
«O		172,105	508,209	-3.4	5.0	8.0	0.5	0.0	90.0	"Green house mode"
«P		172,110	508,206	-3.4	5.0	8.0	0.5	0.0	90.0	"Green house mode"
«Q		172,024	508,840	-3.9	5.0	8.0	0.5	0.0	90.0	"Green house mode"
«R		172,028	508,835	-3.7	5.0	8.0	0.5	0.0	90.0	"Green house mode"
«S		172,031	508,829	-3.5	5.0	8.0	0.5	0.0	90.0	"Green house mode"
«T		172,035	508,823	-3.3	5.0	8.0	0.5	0.0	90.0	"Green house mode"
«U		172,038	508,818	-3.1	5.0	8.0	0.5	0.0	90.0	"Green house mode"
«V		172,041	508,768	-4.5	5.0	8.0	0.5	0.0	90.0	"Green house mode"
«W		172,048	508,757	-4.8	5.0	8.0	0.5	0.0	90.0	"Green house mode"
«X		172,052	508,752	-5.0	5.0	8.0	0.5	0.0	90.0	"Green house mode"
«Y		172,055	508,746	-5.1	5.0	8.0	0.5	0.0	90.0	"Green house mode"
«Z		172,336	508,565	-4.2	5.0	8.0	0.5	0.0	90.0	"Green house mode"
»A		172,082	509,409	-2.2	5.0	8.0	0.5	0.0	90.0	"Green house mode"
»B		172,100	509,369	-2.0	5.0	8.0	0.5	0.0	90.0	"Green house mode"
»C		172,107	509,427	-2.9	5.0	8.0	0.5	0.0	90.0	"Green house mode"
»D		172,156	509,398	-2.9	5.0	8.0	0.5	0.0	90.0	"Green house mode"
»E		172,131	509,441	-3.0	5.0	8.0	0.5	0.0	90.0	"Green house mode"
»F		172,160	509,404	-3.0	5.0	8.0	0.5	0.0	90.0	"Green house mode"
»G		172,152	509,451	-2.8	5.0	8.0	0.5	0.0	90.0	"Green house mode"
»H		172,163	509,409	-2.8	5.0	8.0	0.5	0.0	90.0	"Green house mode"
»I		172,168	509,462	-3.0	5.0	8.0	0.5	0.0	90.0	"Green house mode"
»J		172,166	509,414	-2.7	5.0	8.0	0.5	0.0	90.0	"Green house mode"
»K		172,201	509,474	-3.0	5.0	8.0	0.5	0.0	90.0	"Green house mode"
»L		172,190	509,428	-2.5	5.0	8.0	0.5	0.0	90.0	"Green house mode"
»M		172,204	509,468	-3.0	5.0	8.0	0.5	0.0	90.0	"Green house mode"
»N		172,317	509,191	-1.2	5.0	8.0	0.5	0.0	90.0	"Green house mode"
»O		172,298	509,158	-1.3	5.0	8.0	0.5	0.0	90.0	"Green house mode"
»P		172,319	509,185	-1.2	5.0	8.0	0.5	0.0	90.0	"Green house mode"
»Q		172,300	509,153	-1.3	5.0	8.0	0.5	0.0	90.0	"Green house mode"
»R		172,305	509,140	-1.9	5.0	8.0	0.5	0.0	90.0	"Green house mode"
»S		172,307	509,134	-2.1	5.0	8.0	0.5	0.0	90.0	"Green house mode"
»T		172,310	509,128	-2.4	5.0	8.0	0.5	0.0	90.0	"Green house mode"
»U		172,341	509,089	-3.0	5.0	8.0	0.5	0.0	90.0	"Green house mode"
»V		172,345	509,082	-3.0	5.0	8.0	0.5	0.0	90.0	"Green house mode"
»W		172,349	509,076	-3.0	5.0	8.0	0.5	0.0	90.0	"Green house mode"
»X		172,353	509,070	-3.0	5.0	8.0	0.5	0.0	90.0	"Green house mode"
»Y		172,356	509,064	-3.0	5.0	8.0	0.5	0.0	90.0	"Green house mode"
»Z		172,390	509,016	-2.7	5.0	8.0	0.5	0.0	90.0	"Green house mode"
»A		172,258	508,883	-3.1	5.0	8.0	0.5	0.0	90.0	"Green house mode"
»B		172,277	508,850	-3.7	5.0	8.0	0.5	0.0	90.0	"Green house mode"
»C		172,272	508,882	-3.4	5.0	8.0	0.5	0.0	90.0	"Green house mode"
»D		172,338	508,902	-3.1	5.0	8.0	0.5	0.0	90.0	"Green house mode"
»E		172,348	508,917	-3.0	5.0	8.0	0.5	0.0	90.0	"Green house mode"
»F		172,294	508,901	-3.2	5.0	8.0	0.5	0.0	90.0	"Green house mode"
»G		172,361	508,926	-3.0	5.0	8.0	0.5	0.0	90.0	"Green house mode"
»H		172,301	508,912	-2.9	5.0	8.0	0.5	0.0	90.0	"Green house mode"
»I		172,375	508,935	-3.0	5.0	8.0	0.5	0.0	90.0	"Green house mode"
»J		172,308	508,923	-2.7	5.0	8.0	0.5	0.0	90.0	"Green house mode"
»K		172,366	508,958	-3.0	5.0	8.0	0.5	0.0	90.0	"Green house mode"

To be continued on next page...

SHADOW - Main Result

Calculation: Windplan Blauw - Cumulatie alle inrichtingen

...continued from previous page

No.	Name	X (east)	Y (north)	Z	Width	Height	Height a.g.l.	Degrees from south cw	Slope of window	Direction mode
		[m]	[m]	[m]	[m]	[m]	[m]	[°]	[°]	
\$L		172,317	508,935	-2.8	5.0	8.0	0.5	0.0	90.0	"Green house mode"
\$M		172,355	508,951	-3.0	5.0	8.0	0.5	0.0	90.0	"Green house mode"
\$N		172,305	508,955	-2.7	5.0	8.0	0.5	0.0	90.0	"Green house mode"
\$O		172,342	508,947	-3.0	5.0	8.0	0.5	0.0	90.0	"Green house mode"
\$P		172,302	508,960	-2.8	5.0	8.0	0.5	0.0	90.0	"Green house mode"
\$Q		172,328	508,970	-3.0	5.0	8.0	0.5	0.0	90.0	"Green house mode"
\$R		172,296	508,968	-3.0	5.0	8.0	0.5	0.0	90.0	"Green house mode"
\$S		172,323	508,979	-3.0	5.0	8.0	0.5	0.0	90.0	"Green house mode"
\$T		172,293	508,974	-3.0	5.0	8.0	0.5	0.0	90.0	"Green house mode"
\$U		172,231	508,392	-3.7	5.0	8.0	0.5	0.0	90.0	"Green house mode"
\$V		172,258	508,379	-3.0	5.0	8.0	0.5	0.0	90.0	"Green house mode"
\$W		172,235	508,398	-3.8	5.0	8.0	0.5	0.0	90.0	"Green house mode"
\$X		172,272	508,402	-3.6	5.0	8.0	0.5	0.0	90.0	"Green house mode"
\$Y		172,240	508,405	-3.8	5.0	8.0	0.5	0.0	90.0	"Green house mode"
\$Z		172,287	508,390	-3.3	5.0	8.0	0.5	0.0	90.0	"Green house mode"
©A		172,107	509,586	-2.8	5.0	8.0	0.5	0.0	90.0	"Green house mode"
©B		172,142	509,601	-2.5	5.0	8.0	0.5	0.0	90.0	"Green house mode"
©C		172,114	509,600	-2.8	5.0	8.0	0.5	0.0	90.0	"Green house mode"
©D		172,145	509,614	-2.9	5.0	8.0	0.5	0.0	90.0	"Green house mode"
©E		172,116	509,605	-2.8	5.0	8.0	0.5	0.0	90.0	"Green house mode"
©F		172,144	509,627	-3.0	5.0	8.0	0.5	0.0	90.0	"Green house mode"
©G		172,119	509,621	-3.0	5.0	8.0	0.5	0.0	90.0	"Green house mode"
©H		172,140	509,640	-3.0	5.0	8.0	0.5	0.0	90.0	"Green house mode"
©I		172,118	509,627	-3.0	5.0	8.0	0.5	0.0	90.0	"Green house mode"
©J		172,677	508,940	-3.7	5.0	8.0	0.5	0.0	90.0	"Green house mode"
©K		172,598	508,944	-4.0	5.0	8.0	0.5	0.0	90.0	"Green house mode"
©L		172,681	508,937	-3.6	5.0	8.0	0.5	0.0	90.0	"Green house mode"
©M		172,603	508,941	-4.0	5.0	8.0	0.5	0.0	90.0	"Green house mode"
©N		172,686	508,934	-3.5	5.0	8.0	0.5	0.0	90.0	"Green house mode"
©O		172,608	508,937	-4.0	5.0	8.0	0.5	0.0	90.0	"Green house mode"
©P		172,691	508,930	-3.4	5.0	8.0	0.5	0.0	90.0	"Green house mode"
©Q		172,657	508,907	-4.0	5.0	8.0	0.5	0.0	90.0	"Green house mode"
©R		172,703	508,929	-3.0	5.0	8.0	0.5	0.0	90.0	"Green house mode"
©S		172,662	508,906	-4.0	5.0	8.0	0.5	0.0	90.0	"Green house mode"
©T		172,708	508,930	-2.9	5.0	8.0	0.5	0.0	90.0	"Green house mode"
©U		172,667	508,902	-4.0	5.0	8.0	0.5	0.0	90.0	"Green house mode"
©V		172,713	508,931	-2.8	5.0	8.0	0.5	0.0	90.0	"Green house mode"
©W		172,672	508,899	-3.9	5.0	8.0	0.5	0.0	90.0	"Green house mode"
©X		172,719	508,932	-2.7	5.0	8.0	0.5	0.0	90.0	"Green house mode"
©Y		172,677	508,896	-3.7	5.0	8.0	0.5	0.0	90.0	"Green house mode"
©Z		172,737	508,942	-2.2	5.0	8.0	0.5	0.0	90.0	"Green house mode"
-A		172,319	508,541	-4.0	5.0	8.0	0.5	0.0	90.0	"Green house mode"
-B		172,342	508,561	-4.3	5.0	8.0	0.5	0.0	90.0	"Green house mode"
-C		172,326	508,536	-4.0	5.0	8.0	0.5	0.0	90.0	"Green house mode"
-D		172,349	508,557	-4.3	5.0	8.0	0.5	0.0	90.0	"Green house mode"
-E		172,334	508,531	-4.0	5.0	8.0	0.5	0.0	90.0	"Green house mode"
-F		172,355	508,553	-4.4	5.0	8.0	0.5	0.0	90.0	"Green house mode"
-G		172,340	508,527	-4.0	5.0	8.0	0.5	0.0	90.0	"Green house mode"
-H		172,195	508,924	-3.7	5.0	8.0	0.5	0.0	90.0	"Green house mode"
-I		172,214	508,934	-3.1	5.0	8.0	0.5	0.0	90.0	"Green house mode"
-J		172,072	508,557	-5.4	5.0	8.0	0.5	0.0	90.0	"Green house mode"
-K		172,032	508,562	-5.0	5.0	8.0	0.5	0.0	90.0	"Green house mode"
-L		171,691	509,158	-3.8	5.0	8.0	0.5	0.0	90.0	"Green house mode"
-M		171,752	509,182	-3.8	5.0	8.0	0.5	0.0	90.0	"Green house mode"
-N		172,424	508,819	-2.9	5.0	8.0	0.5	0.0	90.0	"Green house mode"
-O		172,242	509,173	-3.7	5.0	8.0	0.5	0.0	90.0	"Green house mode"
-P		172,221	509,141	-3.4	5.0	8.0	0.5	0.0	90.0	"Green house mode"
-Q		172,245	509,167	-3.5	5.0	8.0	0.5	0.0	90.0	"Green house mode"
-R		172,224	509,136	-3.1	5.0	8.0	0.5	0.0	90.0	"Green house mode"
-S		172,247	509,161	-3.3	5.0	8.0	0.5	0.0	90.0	"Green house mode"
-T		172,226	509,130	-2.9	5.0	8.0	0.5	0.0	90.0	"Green house mode"
-U		172,249	509,156	-3.1	5.0	8.0	0.5	0.0	90.0	"Green house mode"
-V		172,228	509,124	-2.6	5.0	8.0	0.5	0.0	90.0	"Green house mode"
-W		172,251	509,150	-2.9	5.0	8.0	0.5	0.0	90.0	"Green house mode"

To be continued on next page...

SHADOW - Main Result

Calculation: Windplan Blauw - Cumulatie alle inrichtingen

...continued from previous page

No.	Name	X (east)	Y (north)	Z	Width	Height	Height a.g.l.	Degrees from south cw	Slope of window	Direction mode
		[m]	[m]	[m]	[m]	[m]	[m]	[°]	[°]	
-X		172,230	509,118	-2.6	5.0	8.0	0.5	0.0	90.0	"Green house mode"
-Y		172,254	509,145	-2.6	5.0	8.0	0.5	0.0	90.0	"Green house mode"
-Z		172,233	509,112	-2.5	5.0	8.0	0.5	0.0	90.0	"Green house mode"
@A		172,402	508,976	-2.8	5.0	8.0	0.5	0.0	90.0	"Green house mode"
@B		172,396	508,973	-2.9	5.0	8.0	0.5	0.0	90.0	"Green house mode"
@C		172,392	508,969	-3.0	5.0	8.0	0.5	0.0	90.0	"Green house mode"
@D		172,386	508,967	-3.0	5.0	8.0	0.5	0.0	90.0	"Green house mode"
@E		172,256	509,139	-2.4	5.0	8.0	0.5	0.0	90.0	"Green house mode"
@F		172,235	509,106	-2.4	5.0	8.0	0.5	0.0	90.0	"Green house mode"
@G		172,258	509,134	-2.2	5.0	8.0	0.5	0.0	90.0	"Green house mode"
@H		172,238	509,101	-2.4	5.0	8.0	0.5	0.0	90.0	"Green house mode"
@I		172,242	509,088	-2.4	5.0	8.0	0.5	0.0	90.0	"Green house mode"
@J		172,245	509,082	-2.5	5.0	8.0	0.5	0.0	90.0	"Green house mode"
@K		172,247	509,076	-2.7	5.0	8.0	0.5	0.0	90.0	"Green house mode"
@L		172,281	509,035	-3.2	5.0	8.0	0.5	0.0	90.0	"Green house mode"
@M		172,285	509,028	-3.1	5.0	8.0	0.5	0.0	90.0	"Green house mode"
@N		172,287	509,020	-3.0	5.0	8.0	0.5	0.0	90.0	"Green house mode"
@O		172,291	509,014	-3.0	5.0	8.0	0.5	0.0	90.0	"Green house mode"
@P		172,296	509,007	-3.0	5.0	8.0	0.5	0.0	90.0	"Green house mode"
@Q		172,513	508,373	-4.0	5.0	8.0	0.5	0.0	90.0	"Green house mode"
@R		172,528	508,396	-4.0	5.0	8.0	0.5	0.0	90.0	"Green house mode"
@S		172,256	508,138	-4.0	5.0	8.0	0.5	0.0	90.0	"Green house mode"
@T		172,191	508,145	-4.5	5.0	8.0	0.5	0.0	90.0	"Green house mode"
@U		172,357	509,244	-2.0	5.0	8.0	0.5	0.0	90.0	"Green house mode"
@V		172,019	508,295	-4.0	5.0	8.0	0.5	0.0	90.0	"Green house mode"
@W		172,169	508,211	-4.2	5.0	8.0	0.5	0.0	90.0	"Green house mode"
@X		171,961	508,194	-3.9	5.0	8.0	0.5	0.0	90.0	"Green house mode"
@Y		172,235	508,658	-4.5	5.0	8.0	0.5	0.0	90.0	"Green house mode"
@Z		172,145	508,641	-5.9	5.0	8.0	0.5	0.0	90.0	"Green house mode"
°A		172,189	508,178	-5.0	5.0	8.0	0.5	0.0	90.0	"Green house mode"
°B		172,180	508,163	-4.9	5.0	8.0	0.5	0.0	90.0	"Green house mode"
°C		172,177	508,159	-4.7	5.0	8.0	0.5	0.0	90.0	"Green house mode"
°D		172,147	508,859	-3.6	5.0	8.0	0.5	0.0	90.0	"Green house mode"
°E		172,150	508,853	-3.5	5.0	8.0	0.5	0.0	90.0	"Green house mode"
°F		172,154	508,848	-3.4	5.0	8.0	0.5	0.0	90.0	"Green house mode"
°G		172,157	508,843	-3.5	5.0	8.0	0.5	0.0	90.0	"Green house mode"
°H		172,160	508,837	-3.5	5.0	8.0	0.5	0.0	90.0	"Green house mode"
°I		172,164	508,833	-3.6	5.0	8.0	0.5	0.0	90.0	"Green house mode"
°J		172,167	508,827	-3.7	5.0	8.0	0.5	0.0	90.0	"Green house mode"
°K		171,930	508,639	-4.4	5.0	8.0	0.5	0.0	90.0	"Green house mode"
°L		171,936	508,643	-4.6	5.0	8.0	0.5	0.0	90.0	"Green house mode"
°M		171,904	508,677	-4.3	5.0	8.0	0.5	0.0	90.0	"Green house mode"
°N		171,947	508,651	-4.9	5.0	8.0	0.5	0.0	90.0	"Green house mode"
°O		171,924	508,682	-4.8	5.0	8.0	0.5	0.0	90.0	"Green house mode"
°P		171,953	508,654	-5.0	5.0	8.0	0.5	0.0	90.0	"Green house mode"
°Q		171,930	508,685	-4.9	5.0	8.0	0.5	0.0	90.0	"Green house mode"
°R		171,972	508,669	-5.0	5.0	8.0	0.5	0.0	90.0	"Green house mode"
°S		171,935	508,688	-5.0	5.0	8.0	0.5	0.0	90.0	"Green house mode"
°T		171,978	508,659	-5.0	5.0	8.0	0.5	0.0	90.0	"Green house mode"
°U		171,955	508,702	-5.7	5.0	8.0	0.5	0.0	90.0	"Green house mode"
°V		171,995	508,639	-5.0	5.0	8.0	0.5	0.0	90.0	"Green house mode"
°W		171,985	508,647	-5.0	5.0	8.0	0.5	0.0	90.0	"Green house mode"
°X		171,971	508,626	-5.0	5.0	8.0	0.5	0.0	90.0	"Green house mode"
°Y		172,298	509,490	-4.0	5.0	8.0	0.5	0.0	90.0	"Green house mode"
°Z		172,295	509,490	-4.0	5.0	8.0	0.5	0.0	90.0	"Green house mode"
µA		171,886	509,055	-3.0	5.0	8.0	0.5	0.0	90.0	"Green house mode"
µB		171,880	509,050	-3.0	5.0	8.0	0.5	0.0	90.0	"Green house mode"
µC		171,874	509,046	-3.0	5.0	8.0	0.5	0.0	90.0	"Green house mode"
µD		171,868	509,042	-3.1	5.0	8.0	0.5	0.0	90.0	"Green house mode"
µE		171,849	509,030	-3.7	5.0	8.0	0.5	0.0	90.0	"Green house mode"
µF		171,852	509,025	-3.6	5.0	8.0	0.5	0.0	90.0	"Green house mode"
µG		171,895	508,893	-2.2	5.0	8.0	0.5	0.0	90.0	"Green house mode"
µH		171,856	509,020	-3.5	5.0	8.0	0.5	0.0	90.0	"Green house mode"
µI		171,904	508,879	-2.7	5.0	8.0	0.5	0.0	90.0	"Green house mode"

To be continued on next page...

SHADOW - Main Result

Calculation: Windplan Blauw - Cumulatie alle inrichtingen

...continued from previous page

No.	Name	X (east)	Y (north)	Z	Width	Height	Height a.g.l.	Degrees from south cw	Slope of window	Direction mode
		[m]	[m]	[m]	[m]	[m]	[m]	[°]	[°]	
μJ		171,859	509,014	-3.4	5.0	8.0	0.5	0.0	90.0	"Green house mode"
μK		171,913	508,864	-3.4	5.0	8.0	0.5	0.0	90.0	"Green house mode"
μL		171,862	509,009	-3.4	5.0	8.0	0.5	0.0	90.0	"Green house mode"
μM		171,865	509,004	-3.3	5.0	8.0	0.5	0.0	90.0	"Green house mode"
μN		171,868	508,999	-3.2	5.0	8.0	0.5	0.0	90.0	"Green house mode"
μO		171,872	508,995	-3.2	5.0	8.0	0.5	0.0	90.0	"Green house mode"
μP		171,876	508,990	-3.3	5.0	8.0	0.5	0.0	90.0	"Green house mode"
μQ		171,888	508,968	-3.7	5.0	8.0	0.5	0.0	90.0	"Green house mode"
μR		171,892	508,963	-3.5	5.0	8.0	0.5	0.0	90.0	"Green house mode"
μS		171,894	508,958	-3.3	5.0	8.0	0.5	0.0	90.0	"Green house mode"
μT		171,902	508,948	-3.1	5.0	8.0	0.5	0.0	90.0	"Green house mode"
μU		171,911	508,930	-2.8	5.0	8.0	0.5	0.0	90.0	"Green house mode"
μV		171,918	508,933	-2.9	5.0	8.0	0.5	0.0	90.0	"Green house mode"
μW		171,924	508,937	-3.0	5.0	8.0	0.5	0.0	90.0	"Green house mode"
μX		171,930	508,941	-3.1	5.0	8.0	0.5	0.0	90.0	"Green house mode"
μY		171,932	508,908	-2.5	5.0	8.0	0.5	0.0	90.0	"Green house mode"
μZ		171,935	508,903	-2.7	5.0	8.0	0.5	0.0	90.0	"Green house mode"
¶A		171,938	508,898	-2.9	5.0	8.0	0.5	0.0	90.0	"Green house mode"
¶B		171,942	508,893	-3.2	5.0	8.0	0.5	0.0	90.0	"Green house mode"
¶C		171,946	508,887	-3.5	5.0	8.0	0.5	0.0	90.0	"Green house mode"
¶D		171,949	508,883	-3.7	5.0	8.0	0.5	0.0	90.0	"Green house mode"
¶E		171,951	508,877	-3.9	5.0	8.0	0.5	0.0	90.0	"Green house mode"
¶F		171,957	508,872	-4.2	5.0	8.0	0.5	0.0	90.0	"Green house mode"
¶G		171,966	509,249	-2.5	5.0	8.0	0.5	0.0	90.0	"Green house mode"
¶H		171,970	509,254	-2.3	5.0	8.0	0.5	0.0	90.0	"Green house mode"
¶I		171,973	509,260	-2.2	5.0	8.0	0.5	0.0	90.0	"Green house mode"
¶J		171,977	509,265	-2.1	5.0	8.0	0.5	0.0	90.0	"Green house mode"
¶K		171,950	509,289	-2.4	5.0	8.0	0.5	0.0	90.0	"Green house mode"
¶L		172,027	509,302	-2.0	5.0	8.0	0.5	0.0	90.0	"Green house mode"
¶M		172,031	509,308	-2.0	5.0	8.0	0.5	0.0	90.0	"Green house mode"
¶N		171,984	509,313	-3.0	5.0	8.0	0.5	0.0	90.0	"Green house mode"
¶O		172,034	509,313	-2.1	5.0	8.0	0.5	0.0	90.0	"Green house mode"
¶P		172,001	509,328	-2.9	5.0	8.0	0.5	0.0	90.0	"Green house mode"
¶Q		172,038	509,318	-2.2	5.0	8.0	0.5	0.0	90.0	"Green house mode"
¶R		172,017	509,342	-3.0	5.0	8.0	0.5	0.0	90.0	"Green house mode"
¶S		172,091	509,352	-2.0	5.0	8.0	0.5	0.0	90.0	"Green house mode"
¶T		172,203	508,571	-4.1	5.0	8.0	0.5	0.0	90.0	"Green house mode"
¶U		172,224	508,558	-4.0	5.0	8.0	0.5	0.0	90.0	"Green house mode"
¶V		172,228	508,562	-4.0	5.0	8.0	0.5	0.0	90.0	"Green house mode"
¶W		172,212	508,584	-4.5	5.0	8.0	0.5	0.0	90.0	"Green house mode"
¶X		172,234	508,571	-4.1	5.0	8.0	0.5	0.0	90.0	"Green house mode"
¶Y		172,216	508,590	-4.7	5.0	8.0	0.5	0.0	90.0	"Green house mode"
¶Z		172,238	508,576	-4.1	5.0	8.0	0.5	0.0	90.0	"Green house mode"
·A		172,219	508,601	-4.9	5.0	8.0	0.5	0.0	90.0	"Green house mode"
·B		172,242	508,585	-4.2	5.0	8.0	0.5	0.0	90.0	"Green house mode"
·C		172,225	508,605	-4.8	5.0	8.0	0.5	0.0	90.0	"Green house mode"
·D		172,246	508,591	-4.1	5.0	8.0	0.5	0.0	90.0	"Green house mode"
·E		172,234	508,617	-4.8	5.0	8.0	0.5	0.0	90.0	"Green house mode"
·F		172,181	509,123	-3.0	5.0	8.0	0.5	0.0	90.0	"Green house mode"
·G		172,159	509,091	-3.0	5.0	8.0	0.5	0.0	90.0	"Green house mode"
·H		172,182	509,116	-3.0	5.0	8.0	0.5	0.0	90.0	"Green house mode"
·I		172,161	509,085	-3.1	5.0	8.0	0.5	0.0	90.0	"Green house mode"
·J		172,184	509,110	-3.0	5.0	8.0	0.5	0.0	90.0	"Green house mode"
·K		172,164	509,079	-3.3	5.0	8.0	0.5	0.0	90.0	"Green house mode"
·L		172,187	509,104	-3.0	5.0	8.0	0.5	0.0	90.0	"Green house mode"
·M		172,166	509,073	-3.5	5.0	8.0	0.5	0.0	90.0	"Green house mode"
·N		172,189	509,099	-3.0	5.0	8.0	0.5	0.0	90.0	"Green house mode"
·O		172,191	509,093	-3.0	5.0	8.0	0.5	0.0	90.0	"Green house mode"
·P		172,194	509,088	-3.2	5.0	8.0	0.5	0.0	90.0	"Green house mode"
·Q		172,174	509,056	-3.9	5.0	8.0	0.5	0.0	90.0	"Green house mode"
·R		172,196	509,082	-3.3	5.0	8.0	0.5	0.0	90.0	"Green house mode"
·S		172,175	509,050	-4.0	5.0	8.0	0.5	0.0	90.0	"Green house mode"
·T		172,181	509,037	-4.0	5.0	8.0	0.5	0.0	90.0	"Green house mode"
·U		172,183	509,031	-4.0	5.0	8.0	0.5	0.0	90.0	"Green house mode"

To be continued on next page...

SHADOW - Main Result

Calculation: Windplan Blauw - Cumulatie alle inrichtingen

...continued from previous page

No.	Name	X (east)	Y (north)	Z	Width	Height	Height a.g.l.	Degrees from south cw	Slope of window	Direction mode
		[m]	[m]	[m]	[m]	[m]	[m]	[°]	[°]	
·V		172,185	509,025	-4.1	5.0	8.0	0.5	0.0	90.0	"Green house mode"
·W		172,220	508,980	-3.0	5.0	8.0	0.5	0.0	90.0	"Green house mode"
·X		172,223	508,973	-3.0	5.0	8.0	0.5	0.0	90.0	"Green house mode"
·Y		172,227	508,967	-3.0	5.0	8.0	0.5	0.0	90.0	"Green house mode"
·Z		172,231	508,961	-3.0	5.0	8.0	0.5	0.0	90.0	"Green house mode"
?A		172,238	508,785	-4.4	5.0	8.0	0.5	0.0	90.0	"Green house mode"
· A		172,494	509,176	-2.7	5.0	8.0	0.5	0.0	90.0	"Green house mode"
?A		172,666	508,987	-2.5	5.0	8.0	0.5	0.0	90.0	"Green house mode"
?A		172,805	508,942	-2.3	5.0	8.0	0.5	0.0	90.0	"Green house mode"
?A		171,946	509,565	-4.3	5.0	8.0	0.5	0.0	90.0	"Green house mode"
?A		172,514	508,647	-3.0	5.0	8.0	0.5	0.0	90.0	"Green house mode"
?A		172,480	508,954	-2.5	5.0	8.0	0.5	0.0	90.0	"Green house mode"
?A		172,498	508,837	-3.2	5.0	8.0	0.5	0.0	90.0	"Green house mode"
?A		172,663	508,612	-3.1	5.0	8.0	0.5	0.0	90.0	"Green house mode"
?A		172,260	509,428	-3.0	5.0	8.0	0.5	0.0	90.0	"Green house mode"
?A		172,174	509,592	-2.2	5.0	8.0	0.5	0.0	90.0	"Green house mode"
?A		171,968	509,377	-2.9	5.0	8.0	0.5	0.0	90.0	"Green house mode"
?A		172,667	508,747	-3.8	5.0	8.0	0.5	0.0	90.0	"Green house mode"
· A		172,398	509,506	-3.0	5.0	8.0	0.5	0.0	90.0	"Green house mode"
?A		172,352	508,147	-3.7	5.0	8.0	0.5	0.0	90.0	"Green house mode"
· A		172,226	508,072	-4.0	5.0	8.0	0.5	0.0	90.0	"Green house mode"
· A		172,446	508,514	-4.0	5.0	8.0	0.5	0.0	90.0	"Green house mode"
?A		172,083	508,294	-4.0	5.0	8.0	0.5	0.0	90.0	"Green house mode"
?A		172,036	508,323	-3.3	5.0	8.0	0.5	0.0	90.0	"Green house mode"
?A		172,137	508,256	-3.1	5.0	8.0	0.5	0.0	90.0	"Green house mode"
?A		172,494	508,304	-3.8	5.0	8.0	0.5	0.0	90.0	"Green house mode"
?A		172,157	508,310	-4.0	5.0	8.0	0.5	0.0	90.0	"Green house mode"
?A		172,260	508,139	-3.9	5.0	8.0	0.5	0.0	90.0	"Green house mode"
?A		172,339	508,222	-4.8	5.0	8.0	0.5	0.0	90.0	"Green house mode"
?A		172,008	509,117	-3.0	5.0	8.0	0.5	0.0	90.0	"Green house mode"
?A		172,574	509,244	-2.3	5.0	8.0	0.5	0.0	90.0	"Green house mode"
?A		172,540	508,368	-3.7	5.0	8.0	0.5	0.0	90.0	"Green house mode"
?A		172,261	509,024	-3.6	5.0	8.0	0.5	0.0	90.0	"Green house mode"
?A		172,400	509,316	-2.0	5.0	8.0	0.5	0.0	90.0	"Green house mode"
· A		172,411	508,177	-3.7	5.0	8.0	0.5	0.0	90.0	"Green house mode"
?A		171,949	509,129	-3.4	5.0	8.0	0.5	0.0	90.0	"Green house mode"
?A		172,203	508,034	-2.8	5.0	8.0	0.5	0.0	90.0	"Green house mode"
?B		172,251	508,766	-4.0	5.0	8.0	0.5	0.0	90.0	"Green house mode"
· B		172,623	508,603	-3.9	5.0	8.0	0.5	0.0	90.0	"Green house mode"
?B		172,818	508,961	-2.0	5.0	8.0	0.5	0.0	90.0	"Green house mode"
?B		172,719	508,811	-3.7	5.0	8.0	0.5	0.0	90.0	"Green house mode"
?B		171,922	509,536	-3.6	5.0	8.0	0.5	0.0	90.0	"Green house mode"
?B		172,463	508,647	-3.7	5.0	8.0	0.5	0.0	90.0	"Green house mode"
?B		172,506	508,922	-2.7	5.0	8.0	0.5	0.0	90.0	"Green house mode"
?B		172,483	508,847	-2.2	5.0	8.0	0.5	0.0	90.0	"Green house mode"
?B		172,657	508,615	-3.1	5.0	8.0	0.5	0.0	90.0	"Green house mode"
?B		172,263	509,506	-3.6	5.0	8.0	0.5	0.0	90.0	"Green house mode"
?B		172,191	509,570	-1.8	5.0	8.0	0.5	0.0	90.0	"Green house mode"
?B		171,910	509,363	-3.0	5.0	8.0	0.5	0.0	90.0	"Green house mode"
?B		172,672	508,743	-3.7	5.0	8.0	0.5	0.0	90.0	"Green house mode"
· B		172,392	509,515	-3.0	5.0	8.0	0.5	0.0	90.0	"Green house mode"
?B		172,340	508,179	-4.0	5.0	8.0	0.5	0.0	90.0	"Green house mode"
· B		172,198	508,103	-4.5	5.0	8.0	0.5	0.0	90.0	"Green house mode"
· B		172,449	508,519	-4.0	5.0	8.0	0.5	0.0	90.0	"Green house mode"
?B		172,042	508,352	-4.4	5.0	8.0	0.5	0.0	90.0	"Green house mode"
?B		172,049	508,244	-4.0	5.0	8.0	0.5	0.0	90.0	"Green house mode"
?B		172,142	508,253	-3.0	5.0	8.0	0.5	0.0	90.0	"Green house mode"
?B		172,497	508,308	-3.8	5.0	8.0	0.5	0.0	90.0	"Green house mode"
?B		172,120	508,764	-4.6	5.0	8.0	0.5	0.0	90.0	"Green house mode"
?B		172,235	508,134	-4.5	5.0	8.0	0.5	0.0	90.0	"Green house mode"
?B		172,322	508,201	-4.1	5.0	8.0	0.5	0.0	90.0	"Green house mode"
?B		172,416	509,209	-2.7	5.0	8.0	0.5	0.0	90.0	"Green house mode"
?B		172,550	509,274	-3.1	5.0	8.0	0.5	0.0	90.0	"Green house mode"
?B		172,549	508,382	-4.0	5.0	8.0	0.5	0.0	90.0	"Green house mode"

To be continued on next page...

SHADOW - Main Result

Calculation: Windplan Blauw - Cumulatie alle inrichtingen

...continued from previous page

No.	Name	X (east)	Y (north)	Z	Width	Height	Height a.g.l.	Degrees from south cw	Slope of window	Direction mode
		[m]	[m]	[m]	[m]	[m]	[m]	[°]	[°]	
?B		172,281	509,110	-2.4	5.0	8.0	0.5	0.0	90.0	"Green house mode"
?B		172,385	509,301	-2.1	5.0	8.0	0.5	0.0	90.0	"Green house mode"
• B		172,395	508,151	-3.6	5.0	8.0	0.5	0.0	90.0	"Green house mode"
?B		171,944	509,092	-3.0	5.0	8.0	0.5	0.0	90.0	"Green house mode"
?B		172,183	508,041	-2.1	5.0	8.0	0.5	0.0	90.0	"Green house mode"
?C		172,356	508,639	-4.5	5.0	8.0	0.5	0.0	90.0	"Green house mode"
• C		172,630	508,599	-4.0	5.0	8.0	0.5	0.0	90.0	"Green house mode"
?C		172,824	508,957	-1.8	5.0	8.0	0.5	0.0	90.0	"Green house mode"
?C		172,638	508,536	-2.8	5.0	8.0	0.5	0.0	90.0	"Green house mode"
?C		171,957	509,568	-4.5	5.0	8.0	0.5	0.0	90.0	"Green house mode"
?C		172,529	508,633	-3.0	5.0	8.0	0.5	0.0	90.0	"Green house mode"
?C		172,476	508,949	-2.4	5.0	8.0	0.5	0.0	90.0	"Green house mode"
?C		172,462	508,862	-1.8	5.0	8.0	0.5	0.0	90.0	"Green house mode"
?C		172,652	508,619	-3.2	5.0	8.0	0.5	0.0	90.0	"Green house mode"
?C		172,247	509,571	-1.0	5.0	8.0	0.5	0.0	90.0	"Green house mode"
?C		172,176	509,598	-2.3	5.0	8.0	0.5	0.0	90.0	"Green house mode"
?C		171,988	509,390	-2.4	5.0	8.0	0.5	0.0	90.0	"Green house mode"
?C		172,678	508,740	-3.7	5.0	8.0	0.5	0.0	90.0	"Green house mode"
• C		172,389	509,519	-3.0	5.0	8.0	0.5	0.0	90.0	"Green house mode"
?C		172,346	508,132	-3.4	5.0	8.0	0.5	0.0	90.0	"Green house mode"
• C		172,220	508,071	-3.9	5.0	8.0	0.5	0.0	90.0	"Green house mode"
• C		172,466	508,525	-4.0	5.0	8.0	0.5	0.0	90.0	"Green house mode"
?C		172,078	508,298	-4.0	5.0	8.0	0.5	0.0	90.0	"Green house mode"
?C		172,031	508,326	-3.3	5.0	8.0	0.5	0.0	90.0	"Green house mode"
?C		172,146	508,249	-3.0	5.0	8.0	0.5	0.0	90.0	"Green house mode"
?C		172,535	508,406	-4.0	5.0	8.0	0.5	0.0	90.0	"Green house mode"
?C		172,114	508,761	-4.7	5.0	8.0	0.5	0.0	90.0	"Green house mode"
?C		172,230	508,132	-4.7	5.0	8.0	0.5	0.0	90.0	"Green house mode"
?C		172,351	508,214	-4.6	5.0	8.0	0.5	0.0	90.0	"Green house mode"
?C		172,421	509,212	-2.7	5.0	8.0	0.5	0.0	90.0	"Green house mode"
?C		172,586	509,241	-1.9	5.0	8.0	0.5	0.0	90.0	"Green house mode"
?C		172,552	508,387	-4.0	5.0	8.0	0.5	0.0	90.0	"Green house mode"
?C		172,140	508,169	-4.0	5.0	8.0	0.5	0.0	90.0	"Green house mode"
?C		172,390	509,304	-2.1	5.0	8.0	0.5	0.0	90.0	"Green house mode"
• C		172,388	508,140	-3.6	5.0	8.0	0.5	0.0	90.0	"Green house mode"
?C		171,951	509,124	-3.1	5.0	8.0	0.5	0.0	90.0	"Green house mode"
?C		172,163	508,054	-2.2	5.0	8.0	0.5	0.0	90.0	"Green house mode"
?D		172,353	508,633	-4.6	5.0	8.0	0.5	0.0	90.0	"Green house mode"
• D		172,637	508,594	-3.7	5.0	8.0	0.5	0.0	90.0	"Green house mode"
?D		172,834	508,949	-1.6	5.0	8.0	0.5	0.0	90.0	"Green house mode"
?D		172,614	508,542	-3.4	5.0	8.0	0.5	0.0	90.0	"Green house mode"
?D		171,921	509,542	-3.7	5.0	8.0	0.5	0.0	90.0	"Green house mode"
?D		172,506	508,608	-2.5	5.0	8.0	0.5	0.0	90.0	"Green house mode"
?D		172,472	508,944	-2.3	5.0	8.0	0.5	0.0	90.0	"Green house mode"
?D		172,474	508,822	-2.8	5.0	8.0	0.5	0.0	90.0	"Green house mode"
?D		172,647	508,622	-3.2	5.0	8.0	0.5	0.0	90.0	"Green house mode"
?D		172,258	509,503	-3.7	5.0	8.0	0.5	0.0	90.0	"Green house mode"
?D		172,196	509,582	-1.9	5.0	8.0	0.5	0.0	90.0	"Green house mode"
?D		171,913	509,340	-3.0	5.0	8.0	0.5	0.0	90.0	"Green house mode"
?D		172,683	508,736	-3.7	5.0	8.0	0.5	0.0	90.0	"Green house mode"
• D		172,383	509,528	-2.9	5.0	8.0	0.5	0.0	90.0	"Green house mode"
?D		172,332	508,166	-4.0	5.0	8.0	0.5	0.0	90.0	"Green house mode"
• D		172,192	508,106	-4.3	5.0	8.0	0.5	0.0	90.0	"Green house mode"
• D		172,472	508,525	-4.0	5.0	8.0	0.5	0.0	90.0	"Green house mode"
?D		172,047	508,347	-4.4	5.0	8.0	0.5	0.0	90.0	"Green house mode"
?D		172,044	508,248	-4.0	5.0	8.0	0.5	0.0	90.0	"Green house mode"
?D		172,150	508,246	-3.1	5.0	8.0	0.5	0.0	90.0	"Green house mode"
?D		172,511	508,326	-4.0	5.0	8.0	0.5	0.0	90.0	"Green house mode"
?D		172,067	508,727	-4.9	5.0	8.0	0.5	0.0	90.0	"Green house mode"
?D		172,224	508,131	-4.8	5.0	8.0	0.5	0.0	90.0	"Green house mode"
?D		172,369	508,202	-4.2	5.0	8.0	0.5	0.0	90.0	"Green house mode"
?D		172,429	509,212	-2.8	5.0	8.0	0.5	0.0	90.0	"Green house mode"
?D		172,563	509,273	-2.7	5.0	8.0	0.5	0.0	90.0	"Green house mode"
?D		172,558	508,396	-4.0	5.0	8.0	0.5	0.0	90.0	"Green house mode"

To be continued on next page...

SHADOW - Main Result

Calculation: Windplan Blauw - Cumulatie alle inrichtingen

...continued from previous page

No.	Name	X (east)	Y (north)	Z	Width	Height	Height a.g.l.	Degrees from south cw	Slope of window	Direction mode
		[m]	[m]	[m]	[m]	[m]	[m]	[°]	[°]	
?D		172,137	508,164	-3.8	5.0	8.0	0.5	0.0	90.0	"Green house mode"
?D		172,393	509,307	-2.0	5.0	8.0	0.5	0.0	90.0	"Green house mode"
• D		172,385	508,135	-3.5	5.0	8.0	0.5	0.0	90.0	"Green house mode"
?D		171,945	509,086	-3.0	5.0	8.0	0.5	0.0	90.0	"Green house mode"
?D		172,147	508,064	-1.9	5.0	8.0	0.5	0.0	90.0	"Green house mode"
?E		172,037	509,590	-3.7	5.0	8.0	0.5	0.0	90.0	"Green house mode"
• E		172,644	508,588	-3.4	5.0	8.0	0.5	0.0	90.0	"Green house mode"
?E		172,690	508,971	-3.6	5.0	8.0	0.5	0.0	90.0	"Green house mode"
?E		172,606	508,546	-3.6	5.0	8.0	0.5	0.0	90.0	"Green house mode"
?E		171,963	509,569	-4.7	5.0	8.0	0.5	0.0	90.0	"Green house mode"
?E		172,714	508,717	-3.8	5.0	8.0	0.5	0.0	90.0	"Green house mode"
?E		172,531	508,898	-3.3	5.0	8.0	0.5	0.0	90.0	"Green house mode"
?E		172,487	508,816	-3.2	5.0	8.0	0.5	0.0	90.0	"Green house mode"
?E		172,642	508,625	-3.1	5.0	8.0	0.5	0.0	90.0	"Green house mode"
?E		172,241	509,569	-1.1	5.0	8.0	0.5	0.0	90.0	"Green house mode"
?E		172,181	509,613	-2.7	5.0	8.0	0.5	0.0	90.0	"Green house mode"
?E		171,920	509,325	-3.1	5.0	8.0	0.5	0.0	90.0	"Green house mode"
?E		172,687	508,733	-3.7	5.0	8.0	0.5	0.0	90.0	"Green house mode"
• E		172,380	509,533	-2.8	5.0	8.0	0.5	0.0	90.0	"Green house mode"
?E		172,341	508,128	-3.3	5.0	8.0	0.5	0.0	90.0	"Green house mode"
• E		172,205	508,070	-3.9	5.0	8.0	0.5	0.0	90.0	"Green house mode"
• E		172,484	508,526	-4.0	5.0	8.0	0.5	0.0	90.0	"Green house mode"
?E		172,058	508,268	-4.0	5.0	8.0	0.5	0.0	90.0	"Green house mode"
?E		172,026	508,329	-3.4	5.0	8.0	0.5	0.0	90.0	"Green house mode"
?E		172,155	508,242	-3.2	5.0	8.0	0.5	0.0	90.0	"Green house mode"
?E		172,539	508,413	-4.0	5.0	8.0	0.5	0.0	90.0	"Green house mode"
?E		172,062	508,724	-5.1	5.0	8.0	0.5	0.0	90.0	"Green house mode"
?E		172,217	508,131	-5.0	5.0	8.0	0.5	0.0	90.0	"Green house mode"
?E		172,373	508,199	-4.1	5.0	8.0	0.5	0.0	90.0	"Green house mode"
?E		172,434	509,215	-2.9	5.0	8.0	0.5	0.0	90.0	"Green house mode"
?E		172,591	509,231	-1.4	5.0	8.0	0.5	0.0	90.0	"Green house mode"
?E		172,563	508,400	-4.0	5.0	8.0	0.5	0.0	90.0	"Green house mode"
?E		172,132	508,155	-3.5	5.0	8.0	0.5	0.0	90.0	"Green house mode"
?E		172,396	509,309	-2.0	5.0	8.0	0.5	0.0	90.0	"Green house mode"
• E		172,378	508,125	-3.7	5.0	8.0	0.5	0.0	90.0	"Green house mode"
?E		171,955	509,118	-3.0	5.0	8.0	0.5	0.0	90.0	"Green house mode"
?E		172,115	508,085	-2.0	5.0	8.0	0.5	0.0	90.0	"Green house mode"
?F		172,034	509,606	-3.7	5.0	8.0	0.5	0.0	90.0	"Green house mode"
• F		172,662	508,571	-3.0	5.0	8.0	0.5	0.0	90.0	"Green house mode"
?F		172,838	508,946	-1.4	5.0	8.0	0.5	0.0	90.0	"Green house mode"
?F		172,599	508,551	-3.8	5.0	8.0	0.5	0.0	90.0	"Green house mode"
?F		171,918	509,553	-3.9	5.0	8.0	0.5	0.0	90.0	"Green house mode"
?F		172,725	508,710	-3.8	5.0	8.0	0.5	0.0	90.0	"Green house mode"
?F		172,469	508,938	-2.2	5.0	8.0	0.5	0.0	90.0	"Green house mode"
?F		172,494	508,812	-3.4	5.0	8.0	0.5	0.0	90.0	"Green house mode"
?F		172,637	508,629	-3.0	5.0	8.0	0.5	0.0	90.0	"Green house mode"
?F		172,223	509,558	-1.0	5.0	8.0	0.5	0.0	90.0	"Green house mode"
?F		172,198	509,588	-2.0	5.0	8.0	0.5	0.0	90.0	"Green house mode"
?F		171,945	509,320	-3.3	5.0	8.0	0.5	0.0	90.0	"Green house mode"
?F		172,693	508,729	-3.7	5.0	8.0	0.5	0.0	90.0	"Green house mode"
• F		172,380	509,548	-2.3	5.0	8.0	0.5	0.0	90.0	"Green house mode"
?F		172,327	508,161	-3.8	5.0	8.0	0.5	0.0	90.0	"Green house mode"
• F		172,181	508,114	-4.0	5.0	8.0	0.5	0.0	90.0	"Green house mode"
• F		172,490	508,526	-4.1	5.0	8.0	0.5	0.0	90.0	"Green house mode"
?F		172,051	508,344	-4.4	5.0	8.0	0.5	0.0	90.0	"Green house mode"
?F		172,025	508,222	-4.0	5.0	8.0	0.5	0.0	90.0	"Green house mode"
?F		172,170	508,267	-3.3	5.0	8.0	0.5	0.0	90.0	"Green house mode"
?F		172,513	508,332	-4.0	5.0	8.0	0.5	0.0	90.0	"Green house mode"
?F		172,056	508,720	-5.2	5.0	8.0	0.5	0.0	90.0	"Green house mode"
?F		172,207	508,135	-4.7	5.0	8.0	0.5	0.0	90.0	"Green house mode"
?F		172,386	508,191	-4.0	5.0	8.0	0.5	0.0	90.0	"Green house mode"
?F		172,438	509,218	-2.9	5.0	8.0	0.5	0.0	90.0	"Green house mode"
?F		172,596	509,222	-1.0	5.0	8.0	0.5	0.0	90.0	"Green house mode"
?F		172,568	508,410	-4.0	5.0	8.0	0.5	0.0	90.0	"Green house mode"

To be continued on next page...

SHADOW - Main Result

Calculation: Windplan Blauw - Cumulatie alle inrichtingen

...continued from previous page

No.	Name	X (east)	Y (north)	Z	Width	Height	Height a.g.l.	Degrees from south cw	Slope of window	Direction mode
		[m]	[m]	[m]	[m]	[m]	[m]	[°]	[°]	
?F		172,128	508,150	-3.3	5.0	8.0	0.5	0.0	90.0	"Green house mode"
?F		172,399	509,311	-2.0	5.0	8.0	0.5	0.0	90.0	"Green house mode"
• F		172,375	508,120	-3.8	5.0	8.0	0.5	0.0	90.0	"Green house mode"
?F		171,948	509,081	-3.0	5.0	8.0	0.5	0.0	90.0	"Green house mode"
?F		172,098	508,098	-2.5	5.0	8.0	0.5	0.0	90.0	"Green house mode"
?G		172,032	509,612	-3.8	5.0	8.0	0.5	0.0	90.0	"Green house mode"
• G		172,658	508,563	-2.9	5.0	8.0	0.5	0.0	90.0	"Green house mode"
?G		172,695	508,967	-3.7	5.0	8.0	0.5	0.0	90.0	"Green house mode"
?G		172,593	508,556	-4.0	5.0	8.0	0.5	0.0	90.0	"Green house mode"
?G		171,974	509,572	-4.8	5.0	8.0	0.5	0.0	90.0	"Green house mode"
?G		172,731	508,707	-3.8	5.0	8.0	0.5	0.0	90.0	"Green house mode"
?G		172,536	508,903	-3.2	5.0	8.0	0.5	0.0	90.0	"Green house mode"
?G		172,506	508,804	-3.5	5.0	8.0	0.5	0.0	90.0	"Green house mode"
?G		172,038	509,417	-2.5	5.0	8.0	0.5	0.0	90.0	"Green house mode"
?G		172,250	509,498	-3.9	5.0	8.0	0.5	0.0	90.0	"Green house mode"
?G		172,181	509,619	-2.8	5.0	8.0	0.5	0.0	90.0	"Green house mode"
?G		171,967	509,335	-3.5	5.0	8.0	0.5	0.0	90.0	"Green house mode"
?G		172,258	509,462	-3.2	5.0	8.0	0.5	0.0	90.0	"Green house mode"
• G		172,377	509,553	-2.1	5.0	8.0	0.5	0.0	90.0	"Green house mode"
?G		172,332	508,115	-3.0	5.0	8.0	0.5	0.0	90.0	"Green house mode"
• G		172,199	508,070	-3.9	5.0	8.0	0.5	0.0	90.0	"Green house mode"
• G		172,506	508,522	-4.3	5.0	8.0	0.5	0.0	90.0	"Green house mode"
?G		172,063	508,264	-4.0	5.0	8.0	0.5	0.0	90.0	"Green house mode"
?G		172,007	508,300	-4.2	5.0	8.0	0.5	0.0	90.0	"Green house mode"
?G		172,164	508,269	-3.4	5.0	8.0	0.5	0.0	90.0	"Green house mode"
?G		172,545	508,423	-4.0	5.0	8.0	0.5	0.0	90.0	"Green house mode"
?G		172,051	508,717	-5.3	5.0	8.0	0.5	0.0	90.0	"Green house mode"
?G		172,201	508,138	-4.6	5.0	8.0	0.5	0.0	90.0	"Green house mode"
?G		172,392	508,187	-4.0	5.0	8.0	0.5	0.0	90.0	"Green house mode"
?G		172,444	509,221	-2.9	5.0	8.0	0.5	0.0	90.0	"Green house mode"
?G		172,572	509,142	-2.7	5.0	8.0	0.5	0.0	90.0	"Green house mode"
?G		172,572	508,415	-4.0	5.0	8.0	0.5	0.0	90.0	"Green house mode"
?G		172,113	508,128	-3.0	5.0	8.0	0.5	0.0	90.0	"Green house mode"
?G		172,386	509,296	-2.2	5.0	8.0	0.5	0.0	90.0	"Green house mode"
• G		172,369	508,110	-4.0	5.0	8.0	0.5	0.0	90.0	"Green house mode"
?G		171,959	509,114	-3.0	5.0	8.0	0.5	0.0	90.0	"Green house mode"
?G		172,067	508,120	-2.5	5.0	8.0	0.5	0.0	90.0	"Green house mode"
?H		172,811	508,938	-2.3	5.0	8.0	0.5	0.0	90.0	"Green house mode"
• H		172,654	508,556	-2.7	5.0	8.0	0.5	0.0	90.0	"Green house mode"
?H		172,843	508,943	-1.3	5.0	8.0	0.5	0.0	90.0	"Green house mode"
?H		172,586	508,561	-4.0	5.0	8.0	0.5	0.0	90.0	"Green house mode"
?H		171,917	509,559	-4.1	5.0	8.0	0.5	0.0	90.0	"Green house mode"
?H		172,736	508,703	-3.9	5.0	8.0	0.5	0.0	90.0	"Green house mode"
?H		172,466	508,933	-2.3	5.0	8.0	0.5	0.0	90.0	"Green house mode"
?H		172,513	508,800	-3.5	5.0	8.0	0.5	0.0	90.0	"Green house mode"
?H		171,995	509,435	-3.1	5.0	8.0	0.5	0.0	90.0	"Green house mode"
?H		172,220	509,553	-1.2	5.0	8.0	0.5	0.0	90.0	"Green house mode"
?H		172,210	509,601	-2.0	5.0	8.0	0.5	0.0	90.0	"Green house mode"
?H		171,982	509,350	-3.1	5.0	8.0	0.5	0.0	90.0	"Green house mode"
?H		172,264	509,434	-3.0	5.0	8.0	0.5	0.0	90.0	"Green house mode"
• H		172,371	509,562	-2.0	5.0	8.0	0.5	0.0	90.0	"Green house mode"
?H		172,311	508,135	-3.0	5.0	8.0	0.5	0.0	90.0	"Green house mode"
• H		172,177	508,118	-3.9	5.0	8.0	0.5	0.0	90.0	"Green house mode"
• H		172,511	508,519	-4.5	5.0	8.0	0.5	0.0	90.0	"Green house mode"
?H		172,055	508,341	-4.4	5.0	8.0	0.5	0.0	90.0	"Green house mode"
?H		172,052	508,201	-4.0	5.0	8.0	0.5	0.0	90.0	"Green house mode"
?H		172,200	508,363	-4.3	5.0	8.0	0.5	0.0	90.0	"Green house mode"
?H		172,204	508,263	-3.7	5.0	8.0	0.5	0.0	90.0	"Green house mode"
?H		172,045	508,714	-5.4	5.0	8.0	0.5	0.0	90.0	"Green house mode"
?H		172,196	508,141	-4.6	5.0	8.0	0.5	0.0	90.0	"Green house mode"
?H		171,961	508,705	-5.8	5.0	8.0	0.5	0.0	90.0	"Green house mode"
?H		172,446	509,228	-2.7	5.0	8.0	0.5	0.0	90.0	"Green house mode"
?H		172,596	509,212	-0.9	5.0	8.0	0.5	0.0	90.0	"Green house mode"
?H		172,147	509,003	-4.9	5.0	8.0	0.5	0.0	90.0	"Green house mode"

To be continued on next page...

SHADOW - Main Result

Calculation: Windplan Blauw - Cumulatie alle inrichtingen

...continued from previous page

No.	Name	X (east)	Y (north)	Z	Width	Height	Height a.g.l.	Degrees from south cw	Slope of window	Direction mode
		[m]	[m]	[m]	[m]	[m]	[m]	[°]	[°]	
?H		172,110	508,123	-3.0	5.0	8.0	0.5	0.0	90.0	"Green house mode"
?H		172,389	509,299	-2.1	5.0	8.0	0.5	0.0	90.0	"Green house mode"
• H		172,365	508,105	-3.9	5.0	8.0	0.5	0.0	90.0	"Green house mode"
?H		171,953	509,077	-3.0	5.0	8.0	0.5	0.0	90.0	"Green house mode"
?H		172,032	508,142	-3.2	5.0	8.0	0.5	0.0	90.0	"Green house mode"
?I		172,826	508,924	-2.7	5.0	8.0	0.5	0.0	90.0	"Green house mode"
• I		172,649	508,549	-2.7	5.0	8.0	0.5	0.0	90.0	"Green house mode"
?I		172,699	508,965	-3.7	5.0	8.0	0.5	0.0	90.0	"Green house mode"
?I		172,580	508,566	-4.0	5.0	8.0	0.5	0.0	90.0	"Green house mode"
?I		171,980	509,573	-4.9	5.0	8.0	0.5	0.0	90.0	"Green house mode"
?I		172,741	508,699	-4.0	5.0	8.0	0.5	0.0	90.0	"Green house mode"
?I		172,454	508,917	-2.2	5.0	8.0	0.5	0.0	90.0	"Green house mode"
?I		172,516	508,824	-4.0	5.0	8.0	0.5	0.0	90.0	"Green house mode"
?I		172,057	509,429	-2.9	5.0	8.0	0.5	0.0	90.0	"Green house mode"
?I		172,245	509,495	-3.9	5.0	8.0	0.5	0.0	90.0	"Green house mode"
?I		172,176	509,634	-3.0	5.0	8.0	0.5	0.0	90.0	"Green house mode"
?I		172,004	509,363	-3.0	5.0	8.0	0.5	0.0	90.0	"Green house mode"
?I		172,263	509,465	-3.4	5.0	8.0	0.5	0.0	90.0	"Green house mode"
• I		172,368	509,567	-2.0	5.0	8.0	0.5	0.0	90.0	"Green house mode"
?I		172,328	508,110	-3.0	5.0	8.0	0.5	0.0	90.0	"Green house mode"
• I		172,187	508,078	-4.0	5.0	8.0	0.5	0.0	90.0	"Green house mode"
• I		172,521	508,512	-4.8	5.0	8.0	0.5	0.0	90.0	"Green house mode"
?I		172,067	508,261	-4.0	5.0	8.0	0.5	0.0	90.0	"Green house mode"
?I		172,013	508,297	-4.1	5.0	8.0	0.5	0.0	90.0	"Green house mode"
?I		172,248	508,325	-3.9	5.0	8.0	0.5	0.0	90.0	"Green house mode"
?I		172,224	508,347	-3.8	5.0	8.0	0.5	0.0	90.0	"Green house mode"
?I		172,062	508,689	-5.0	5.0	8.0	0.5	0.0	90.0	"Green house mode"
?I		172,244	508,287	-4.1	5.0	8.0	0.5	0.0	90.0	"Green house mode"
?I		172,086	508,740	-4.8	5.0	8.0	0.5	0.0	90.0	"Green house mode"
?I		172,455	509,260	-2.4	5.0	8.0	0.5	0.0	90.0	"Green house mode"
?I		172,558	509,128	-2.9	5.0	8.0	0.5	0.0	90.0	"Green house mode"
?I		172,177	508,953	-4.5	5.0	8.0	0.5	0.0	90.0	"Green house mode"
?I		172,196	509,425	-2.7	5.0	8.0	0.5	0.0	90.0	"Green house mode"
?I		172,392	509,301	-2.1	5.0	8.0	0.5	0.0	90.0	"Green house mode"
• I		172,358	508,096	-3.7	5.0	8.0	0.5	0.0	90.0	"Green house mode"
?I		171,961	509,108	-3.0	5.0	8.0	0.5	0.0	90.0	"Green house mode"
?I		172,010	508,155	-2.7	5.0	8.0	0.5	0.0	90.0	"Green house mode"
?J		172,822	508,919	-3.2	5.0	8.0	0.5	0.0	90.0	"Green house mode"
• J		172,644	508,543	-2.7	5.0	8.0	0.5	0.0	90.0	"Green house mode"
?J		172,847	508,940	-1.2	5.0	8.0	0.5	0.0	90.0	"Green house mode"
?J		172,555	508,570	-4.0	5.0	8.0	0.5	0.0	90.0	"Green house mode"
?J		171,919	509,572	-4.5	5.0	8.0	0.5	0.0	90.0	"Green house mode"
?J		171,979	509,407	-2.4	5.0	8.0	0.5	0.0	90.0	"Green house mode"
?J		172,543	508,914	-3.1	5.0	8.0	0.5	0.0	90.0	"Green house mode"
?J		172,520	508,830	-4.0	5.0	8.0	0.5	0.0	90.0	"Green house mode"
?J		172,014	509,449	-3.2	5.0	8.0	0.5	0.0	90.0	"Green house mode"
?J		172,241	509,492	-3.7	5.0	8.0	0.5	0.0	90.0	"Green house mode"
?J		172,215	509,604	-1.9	5.0	8.0	0.5	0.0	90.0	"Green house mode"
?J		172,017	509,378	-2.7	5.0	8.0	0.5	0.0	90.0	"Green house mode"
?J		172,277	509,444	-3.3	5.0	8.0	0.5	0.0	90.0	"Green house mode"
• J		172,362	509,576	-2.0	5.0	8.0	0.5	0.0	90.0	"Green house mode"
?J		172,306	508,129	-3.0	5.0	8.0	0.5	0.0	90.0	"Green house mode"
• J		172,169	508,089	-3.6	5.0	8.0	0.5	0.0	90.0	"Green house mode"
• J		172,526	508,509	-4.9	5.0	8.0	0.5	0.0	90.0	"Green house mode"
?J		172,060	508,337	-4.4	5.0	8.0	0.5	0.0	90.0	"Green house mode"
?J		172,023	508,292	-4.0	5.0	8.0	0.5	0.0	90.0	"Green house mode"
?J		172,265	508,316	-4.0	5.0	8.0	0.5	0.0	90.0	"Green house mode"
?J		172,201	508,312	-4.0	5.0	8.0	0.5	0.0	90.0	"Green house mode"
?J		172,065	508,684	-5.0	5.0	8.0	0.5	0.0	90.0	"Green house mode"
?J		172,245	508,253	-4.8	5.0	8.0	0.5	0.0	90.0	"Green house mode"
?J		172,099	508,725	-4.2	5.0	8.0	0.5	0.0	90.0	"Green house mode"
?J		172,451	509,231	-2.7	5.0	8.0	0.5	0.0	90.0	"Green house mode"
?J		172,596	509,201	-0.9	5.0	8.0	0.5	0.0	90.0	"Green house mode"
?J		172,153	509,006	-4.8	5.0	8.0	0.5	0.0	90.0	"Green house mode"

To be continued on next page...

SHADOW - Main Result

Calculation: Windplan Blauw - Cumulatie alle inrichtingen

...continued from previous page

No.	Name	X (east)	Y (north)	Z	Width	Height	Height a.g.l.	Degrees from south cw	Slope of window	Direction mode
		[m]	[m]	[m]	[m]	[m]	[m]	[°]	[°]	
?J		172,217	509,457	-3.0	5.0	8.0	0.5	0.0	90.0	"Green house mode"
?J		172,395	509,302	-2.0	5.0	8.0	0.5	0.0	90.0	"Green house mode"
• J		172,355	508,517	-4.0	5.0	8.0	0.5	0.0	90.0	"Green house mode"
?J		171,956	509,071	-3.0	5.0	8.0	0.5	0.0	90.0	"Green house mode"
?J		172,392	508,624	-5.0	5.0	8.0	0.5	0.0	90.0	"Green house mode"
?K		172,820	508,915	-3.5	5.0	8.0	0.5	0.0	90.0	"Green house mode"
• K		172,663	509,064	-3.0	5.0	8.0	0.5	0.0	90.0	"Green house mode"
?K		172,706	508,965	-3.8	5.0	8.0	0.5	0.0	90.0	"Green house mode"
?K		172,559	508,576	-3.8	5.0	8.0	0.5	0.0	90.0	"Green house mode"
?K		171,922	509,577	-4.7	5.0	8.0	0.5	0.0	90.0	"Green house mode"
?K		172,001	509,408	-2.2	5.0	8.0	0.5	0.0	90.0	"Green house mode"
?K		172,460	508,914	-2.1	5.0	8.0	0.5	0.0	90.0	"Green house mode"
?K		172,528	508,842	-4.0	5.0	8.0	0.5	0.0	90.0	"Green house mode"
?K		172,075	509,443	-3.0	5.0	8.0	0.5	0.0	90.0	"Green house mode"
?K		172,212	509,533	-2.5	5.0	8.0	0.5	0.0	90.0	"Green house mode"
?K		172,175	509,640	-3.0	5.0	8.0	0.5	0.0	90.0	"Green house mode"
?K		171,942	509,476	-3.9	5.0	8.0	0.5	0.0	90.0	"Green house mode"
?K		172,268	509,468	-3.5	5.0	8.0	0.5	0.0	90.0	"Green house mode"
• K		172,360	509,581	-2.0	5.0	8.0	0.5	0.0	90.0	"Green house mode"
?K		172,317	508,095	-3.1	5.0	8.0	0.5	0.0	90.0	"Green house mode"
• K		172,164	508,092	-3.4	5.0	8.0	0.5	0.0	90.0	"Green house mode"
• K		172,133	508,333	-4.0	5.0	8.0	0.5	0.0	90.0	"Green house mode"
?K		172,072	508,258	-4.0	5.0	8.0	0.5	0.0	90.0	"Green house mode"
?K		172,027	508,290	-4.0	5.0	8.0	0.5	0.0	90.0	"Green house mode"
?K		172,268	508,362	-3.0	5.0	8.0	0.5	0.0	90.0	"Green house mode"
?K		172,201	508,259	-3.6	5.0	8.0	0.5	0.0	90.0	"Green house mode"
?K		172,069	508,680	-4.9	5.0	8.0	0.5	0.0	90.0	"Green house mode"
?K		172,261	508,275	-4.4	5.0	8.0	0.5	0.0	90.0	"Green house mode"
?K		172,537	508,602	-2.6	5.0	8.0	0.5	0.0	90.0	"Green house mode"
?K		172,461	509,264	-2.6	5.0	8.0	0.5	0.0	90.0	"Green house mode"
?K		172,594	509,191	-1.0	5.0	8.0	0.5	0.0	90.0	"Green house mode"
?K		172,182	508,957	-4.4	5.0	8.0	0.5	0.0	90.0	"Green house mode"
?K		172,209	509,416	-3.0	5.0	8.0	0.5	0.0	90.0	"Green house mode"
?K		172,398	509,305	-2.0	5.0	8.0	0.5	0.0	90.0	"Green house mode"
• K		172,376	508,539	-4.0	5.0	8.0	0.5	0.0	90.0	"Green house mode"
?K		172,469	509,174	-3.0	5.0	8.0	0.5	0.0	90.0	"Green house mode"
?K		172,400	508,668	-4.0	5.0	8.0	0.5	0.0	90.0	"Green house mode"
?L		172,817	508,910	-4.0	5.0	8.0	0.5	0.0	90.0	"Green house mode"
• L		172,714	509,048	-2.0	5.0	8.0	0.5	0.0	90.0	"Green house mode"
?L		172,713	508,966	-3.6	5.0	8.0	0.5	0.0	90.0	"Green house mode"
?L		172,563	508,583	-3.6	5.0	8.0	0.5	0.0	90.0	"Green house mode"
?L		171,935	509,583	-4.9	5.0	8.0	0.5	0.0	90.0	"Green house mode"
?L		171,969	509,438	-3.6	5.0	8.0	0.5	0.0	90.0	"Green house mode"
?L		172,546	508,919	-3.3	5.0	8.0	0.5	0.0	90.0	"Green house mode"
?L		172,532	508,848	-4.0	5.0	8.0	0.5	0.0	90.0	"Green house mode"
?L		172,032	509,458	-3.0	5.0	8.0	0.5	0.0	90.0	"Green house mode"
?L		172,236	509,489	-3.5	5.0	8.0	0.5	0.0	90.0	"Green house mode"
?L		172,228	509,611	-1.6	5.0	8.0	0.5	0.0	90.0	"Green house mode"
?L		172,592	508,732	-4.0	5.0	8.0	0.5	0.0	90.0	"Green house mode"
?L		172,282	509,447	-3.4	5.0	8.0	0.5	0.0	90.0	"Green house mode"
• L		172,352	509,558	-2.0	5.0	8.0	0.5	0.0	90.0	"Green house mode"
?L		172,292	508,113	-3.0	5.0	8.0	0.5	0.0	90.0	"Green house mode"
• L		172,154	508,100	-3.2	5.0	8.0	0.5	0.0	90.0	"Green house mode"
• L		172,213	508,330	-4.0	5.0	8.0	0.5	0.0	90.0	"Green house mode"
?L		172,065	508,335	-4.5	5.0	8.0	0.5	0.0	90.0	"Green house mode"
?L		172,032	508,287	-4.0	5.0	8.0	0.5	0.0	90.0	"Green house mode"
?L		172,300	508,291	-4.0	5.0	8.0	0.5	0.0	90.0	"Green house mode"
?L		172,185	508,296	-4.0	5.0	8.0	0.5	0.0	90.0	"Green house mode"
?L		172,072	508,674	-4.9	5.0	8.0	0.5	0.0	90.0	"Green house mode"
?L		172,265	508,240	-4.9	5.0	8.0	0.5	0.0	90.0	"Green house mode"
?L		172,381	509,010	-2.7	5.0	8.0	0.5	0.0	90.0	"Green house mode"
?L		172,457	509,235	-2.7	5.0	8.0	0.5	0.0	90.0	"Green house mode"
?L		172,325	508,273	-4.5	5.0	8.0	0.5	0.0	90.0	"Green house mode"
?L		172,158	509,008	-4.7	5.0	8.0	0.5	0.0	90.0	"Green house mode"

To be continued on next page...

SHADOW - Main Result

Calculation: Windplan Blauw - Cumulatie alle inrichtingen

...continued from previous page

No.	Name	X (east)	Y (north)	Z	Width	Height	Height a.g.l.	Degrees from south cw	Slope of window	Direction mode
		[m]	[m]	[m]	[m]	[m]	[m]	[°]	[°]	
?L		172,222	509,454	-3.0	5.0	8.0	0.5	0.0	90.0	"Green house mode"
?L		172,402	509,308	-2.0	5.0	8.0	0.5	0.0	90.0	"Green house mode"
• L		172,363	508,512	-4.0	5.0	8.0	0.5	0.0	90.0	"Green house mode"
?L		172,355	508,090	-3.7	5.0	8.0	0.5	0.0	90.0	"Green house mode"
?L		172,381	508,610	-5.0	5.0	8.0	0.5	0.0	90.0	"Green house mode"
?M		172,814	508,906	-3.8	5.0	8.0	0.5	0.0	90.0	"Green house mode"
• M		172,668	509,063	-2.9	5.0	8.0	0.5	0.0	90.0	"Green house mode"
?M		172,738	508,995	-3.0	5.0	8.0	0.5	0.0	90.0	"Green house mode"
?M		172,567	508,590	-3.5	5.0	8.0	0.5	0.0	90.0	"Green house mode"
?M		171,941	509,584	-4.9	5.0	8.0	0.5	0.0	90.0	"Green house mode"
?M		172,539	508,965	-4.4	5.0	8.0	0.5	0.0	90.0	"Green house mode"
?M		172,465	508,910	-2.0	5.0	8.0	0.5	0.0	90.0	"Green house mode"
?M		172,542	508,861	-4.0	5.0	8.0	0.5	0.0	90.0	"Green house mode"
?M		172,091	509,453	-3.0	5.0	8.0	0.5	0.0	90.0	"Green house mode"
?M		172,216	509,516	-3.0	5.0	8.0	0.5	0.0	90.0	"Green house mode"
?M		172,171	509,653	-3.0	5.0	8.0	0.5	0.0	90.0	"Green house mode"
?M		172,587	508,736	-3.9	5.0	8.0	0.5	0.0	90.0	"Green house mode"
?M		172,272	509,471	-3.7	5.0	8.0	0.5	0.0	90.0	"Green house mode"
• M		172,347	509,555	-2.1	5.0	8.0	0.5	0.0	90.0	"Green house mode"
?M		172,312	508,092	-3.2	5.0	8.0	0.5	0.0	90.0	"Green house mode"
• M		172,147	508,102	-3.1	5.0	8.0	0.5	0.0	90.0	"Green house mode"
• M		172,117	508,345	-4.0	5.0	8.0	0.5	0.0	90.0	"Green house mode"
?M		172,076	508,255	-4.0	5.0	8.0	0.5	0.0	90.0	"Green house mode"
?M		172,038	508,285	-4.0	5.0	8.0	0.5	0.0	90.0	"Green house mode"
?M		172,287	508,347	-3.1	5.0	8.0	0.5	0.0	90.0	"Green house mode"
?M		172,195	508,250	-3.7	5.0	8.0	0.5	0.0	90.0	"Green house mode"
?M		172,150	508,182	-4.2	5.0	8.0	0.5	0.0	90.0	"Green house mode"
?M		172,281	508,261	-4.3	5.0	8.0	0.5	0.0	90.0	"Green house mode"
?M		171,812	508,844	-2.7	5.0	8.0	0.5	0.0	90.0	"Green house mode"
?M		172,472	509,270	-2.9	5.0	8.0	0.5	0.0	90.0	"Green house mode"
?M		172,344	508,310	-4.0	5.0	8.0	0.5	0.0	90.0	"Green house mode"
?M		172,188	508,961	-4.2	5.0	8.0	0.5	0.0	90.0	"Green house mode"
?M		172,362	508,548	-4.3	5.0	8.0	0.5	0.0	90.0	"Green house mode"
?M		172,388	509,291	-2.2	5.0	8.0	0.5	0.0	90.0	"Green house mode"
• M		172,382	508,535	-4.0	5.0	8.0	0.5	0.0	90.0	"Green house mode"
?M		172,348	508,080	-3.5	5.0	8.0	0.5	0.0	90.0	"Green house mode"
?M		172,415	508,611	-4.9	5.0	8.0	0.5	0.0	90.0	"Green house mode"
?N		172,810	508,900	-3.6	5.0	8.0	0.5	0.0	90.0	"Green house mode"
• N		172,710	509,039	-2.5	5.0	8.0	0.5	0.0	90.0	"Green house mode"
?N		172,737	508,989	-3.1	5.0	8.0	0.5	0.0	90.0	"Green house mode"
?N		172,383	509,361	-2.3	5.0	8.0	0.5	0.0	90.0	"Green house mode"
?N		171,956	509,588	-5.0	5.0	8.0	0.5	0.0	90.0	"Green house mode"
?N		172,516	508,993	-3.3	5.0	8.0	0.5	0.0	90.0	"Green house mode"
?N		172,549	508,925	-3.5	5.0	8.0	0.5	0.0	90.0	"Green house mode"
?N		172,545	508,866	-4.0	5.0	8.0	0.5	0.0	90.0	"Green house mode"
?N		172,051	509,470	-3.1	5.0	8.0	0.5	0.0	90.0	"Green house mode"
?N		172,232	509,486	-3.4	5.0	8.0	0.5	0.0	90.0	"Green house mode"
?N		172,234	509,613	-1.4	5.0	8.0	0.5	0.0	90.0	"Green house mode"
?N		172,582	508,740	-3.7	5.0	8.0	0.5	0.0	90.0	"Green house mode"
?N		172,292	509,453	-3.6	5.0	8.0	0.5	0.0	90.0	"Green house mode"
• N		172,337	509,548	-2.3	5.0	8.0	0.5	0.0	90.0	"Green house mode"
?N		172,286	508,112	-3.2	5.0	8.0	0.5	0.0	90.0	"Green house mode"
• N		172,139	508,111	-3.0	5.0	8.0	0.5	0.0	90.0	"Green house mode"
• N		172,184	508,348	-4.8	5.0	8.0	0.5	0.0	90.0	"Green house mode"
?N		172,068	508,331	-4.4	5.0	8.0	0.5	0.0	90.0	"Green house mode"
?N		172,120	508,202	-3.5	5.0	8.0	0.5	0.0	90.0	"Green house mode"
?N		172,307	508,287	-4.0	5.0	8.0	0.5	0.0	90.0	"Green house mode"
?N		172,101	508,173	-3.0	5.0	8.0	0.5	0.0	90.0	"Green house mode"
?N		172,146	508,178	-4.1	5.0	8.0	0.5	0.0	90.0	"Green house mode"
?N		172,270	508,236	-4.9	5.0	8.0	0.5	0.0	90.0	"Green house mode"
?N		172,504	508,733	-2.6	5.0	8.0	0.5	0.0	90.0	"Green house mode"
?N		172,480	509,251	-3.0	5.0	8.0	0.5	0.0	90.0	"Green house mode"
?N		172,336	508,267	-4.7	5.0	8.0	0.5	0.0	90.0	"Green house mode"
?N		172,164	509,010	-4.7	5.0	8.0	0.5	0.0	90.0	"Green house mode"

To be continued on next page...

SHADOW - Main Result

Calculation: Windplan Blauw - Cumulatie alle inrichtingen

...continued from previous page

No.	Name	X (east)	Y (north)	Z	Width	Height	Height a.g.l.	Degrees from south cw	Slope of window	Direction mode
		[m]	[m]	[m]	[m]	[m]	[m]	[°]	[°]	
?N		172,349	508,522	-4.0	5.0	8.0	0.5	0.0	90.0	"Green house mode"
?N		172,393	509,295	-2.1	5.0	8.0	0.5	0.0	90.0	"Green house mode"
• N		172,370	508,508	-4.0	5.0	8.0	0.5	0.0	90.0	"Green house mode"
?N		172,345	508,075	-3.4	5.0	8.0	0.5	0.0	90.0	"Green house mode"
?N		172,434	508,652	-4.1	5.0	8.0	0.5	0.0	90.0	"Green house mode"
?O		172,475	509,243	-3.0	5.0	8.0	0.5	0.0	90.0	"Green house mode"
• O		172,673	509,059	-2.8	5.0	8.0	0.5	0.0	90.0	"Green house mode"
?O		172,741	508,984	-3.0	5.0	8.0	0.5	0.0	90.0	"Green house mode"
?O		172,482	509,407	-3.1	5.0	8.0	0.5	0.0	90.0	"Green house mode"
?O		171,962	509,590	-5.0	5.0	8.0	0.5	0.0	90.0	"Green house mode"
?O		172,536	508,960	-4.2	5.0	8.0	0.5	0.0	90.0	"Green house mode"
?O		172,470	508,906	-2.0	5.0	8.0	0.5	0.0	90.0	"Green house mode"
?O		172,554	508,879	-3.9	5.0	8.0	0.5	0.0	90.0	"Green house mode"
?O		172,109	509,464	-3.0	5.0	8.0	0.5	0.0	90.0	"Green house mode"
?O		172,220	509,511	-3.1	5.0	8.0	0.5	0.0	90.0	"Green house mode"
?O		172,167	509,660	-2.9	5.0	8.0	0.5	0.0	90.0	"Green house mode"
?O		172,576	508,743	-3.6	5.0	8.0	0.5	0.0	90.0	"Green house mode"
?O		172,277	509,474	-3.8	5.0	8.0	0.5	0.0	90.0	"Green house mode"
• O		172,331	509,545	-2.4	5.0	8.0	0.5	0.0	90.0	"Green house mode"
?O		172,296	508,085	-3.6	5.0	8.0	0.5	0.0	90.0	"Green house mode"
• O		172,133	508,115	-3.0	5.0	8.0	0.5	0.0	90.0	"Green house mode"
• O		172,090	508,315	-4.0	5.0	8.0	0.5	0.0	90.0	"Green house mode"
?O		172,081	508,252	-4.0	5.0	8.0	0.5	0.0	90.0	"Green house mode"
?O		172,126	508,198	-3.6	5.0	8.0	0.5	0.0	90.0	"Green house mode"
?O		172,301	508,338	-3.6	5.0	8.0	0.5	0.0	90.0	"Green house mode"
?O		172,192	508,245	-3.8	5.0	8.0	0.5	0.0	90.0	"Green house mode"
?O		172,124	509,111	-3.2	5.0	8.0	0.5	0.0	90.0	"Green house mode"
?O		172,285	508,257	-4.2	5.0	8.0	0.5	0.0	90.0	"Green house mode"
?O		172,469	508,747	-3.1	5.0	8.0	0.5	0.0	90.0	"Green house mode"
?O		172,478	509,273	-3.0	5.0	8.0	0.5	0.0	90.0	"Green house mode"
?O		172,358	508,299	-4.0	5.0	8.0	0.5	0.0	90.0	"Green house mode"
?O		172,195	508,965	-4.0	5.0	8.0	0.5	0.0	90.0	"Green house mode"
?O		172,368	508,544	-4.2	5.0	8.0	0.5	0.0	90.0	"Green house mode"
?O		172,397	509,298	-2.0	5.0	8.0	0.5	0.0	90.0	"Green house mode"
• O		172,776	508,495	-2.6	5.0	8.0	0.5	0.0	90.0	"Green house mode"
?O		172,336	508,064	-3.1	5.0	8.0	0.5	0.0	90.0	"Green house mode"
?O		172,407	508,596	-4.9	5.0	8.0	0.5	0.0	90.0	"Green house mode"
?P		172,467	509,219	-3.0	5.0	8.0	0.5	0.0	90.0	"Green house mode"
• P		172,706	509,033	-2.9	5.0	8.0	0.5	0.0	90.0	"Green house mode"
?P		172,744	508,980	-3.0	5.0	8.0	0.5	0.0	90.0	"Green house mode"
?P		172,435	509,458	-2.0	5.0	8.0	0.5	0.0	90.0	"Green house mode"
?P		171,976	509,593	-5.0	5.0	8.0	0.5	0.0	90.0	"Green house mode"
?P		172,513	508,986	-3.4	5.0	8.0	0.5	0.0	90.0	"Green house mode"
?P		172,481	508,896	-2.1	5.0	8.0	0.5	0.0	90.0	"Green house mode"
?P		172,626	508,654	-3.0	5.0	8.0	0.5	0.0	90.0	"Green house mode"
?P		172,066	509,482	-3.0	5.0	8.0	0.5	0.0	90.0	"Green house mode"
?P		172,227	509,483	-3.2	5.0	8.0	0.5	0.0	90.0	"Green house mode"
?P		172,225	509,638	-2.7	5.0	8.0	0.5	0.0	90.0	"Green house mode"
?P		172,570	508,747	-3.4	5.0	8.0	0.5	0.0	90.0	"Green house mode"
?P		172,298	509,457	-3.8	5.0	8.0	0.5	0.0	90.0	"Green house mode"
• P		172,323	509,540	-2.5	5.0	8.0	0.5	0.0	90.0	"Green house mode"
?P		172,271	508,110	-3.6	5.0	8.0	0.5	0.0	90.0	"Green house mode"
• P		172,416	508,451	-3.3	5.0	8.0	0.5	0.0	90.0	"Green house mode"
• P		172,094	508,311	-4.0	5.0	8.0	0.5	0.0	90.0	"Green house mode"
?P		172,073	508,327	-4.2	5.0	8.0	0.5	0.0	90.0	"Green house mode"
?P		172,136	508,214	-3.4	5.0	8.0	0.5	0.0	90.0	"Green house mode"
?P		172,326	508,321	-4.0	5.0	8.0	0.5	0.0	90.0	"Green house mode"
?P		172,086	508,144	-3.0	5.0	8.0	0.5	0.0	90.0	"Green house mode"
?P		172,218	509,312	-2.2	5.0	8.0	0.5	0.0	90.0	"Green house mode"
?P		172,279	508,231	-4.9	5.0	8.0	0.5	0.0	90.0	"Green house mode"
?P		172,517	508,747	-2.8	5.0	8.0	0.5	0.0	90.0	"Green house mode"
?P		172,495	509,251	-3.0	5.0	8.0	0.5	0.0	90.0	"Green house mode"
?P		172,342	508,263	-4.9	5.0	8.0	0.5	0.0	90.0	"Green house mode"
?P		172,208	509,054	-4.0	5.0	8.0	0.5	0.0	90.0	"Green house mode"

To be continued on next page...

SHADOW - Main Result

Calculation: Windplan Blauw - Cumulatie alle inrichtingen

...continued from previous page

No.	Name	X (east)	Y (north)	Z	Width	Height	Height a.g.l.	Degrees from south cw	Slope of window	Direction mode
		[m]	[m]	[m]	[m]	[m]	[m]	[°]	[°]	
?P		172,381	509,310	-2.0	5.0	8.0	0.5	0.0	90.0	"Green house mode"
?P		172,400	509,301	-2.0	5.0	8.0	0.5	0.0	90.0	"Green house mode"
• P		172,555	508,496	-5.0	5.0	8.0	0.5	0.0	90.0	"Green house mode"
?P		172,332	508,061	-3.0	5.0	8.0	0.5	0.0	90.0	"Green house mode"
?P		172,402	508,674	-4.0	5.0	8.0	0.5	0.0	90.0	"Green house mode"
?Q		172,495	509,227	-3.0	5.0	8.0	0.5	0.0	90.0	"Green house mode"
• Q		172,676	509,056	-2.8	5.0	8.0	0.5	0.0	90.0	"Green house mode"
?Q		172,745	508,974	-3.0	5.0	8.0	0.5	0.0	90.0	"Green house mode"
?Q		171,957	509,492	-4.2	5.0	8.0	0.5	0.0	90.0	"Green house mode"
?Q		171,982	509,594	-5.0	5.0	8.0	0.5	0.0	90.0	"Green house mode"
?Q		172,533	508,955	-4.0	5.0	8.0	0.5	0.0	90.0	"Green house mode"
?Q		172,573	508,918	-3.3	5.0	8.0	0.5	0.0	90.0	"Green house mode"
?Q		172,630	508,659	-3.0	5.0	8.0	0.5	0.0	90.0	"Green house mode"
?Q		172,131	509,478	-3.0	5.0	8.0	0.5	0.0	90.0	"Green house mode"
?Q		172,148	509,542	-2.3	5.0	8.0	0.5	0.0	90.0	"Green house mode"
?Q		172,220	509,636	-2.8	5.0	8.0	0.5	0.0	90.0	"Green house mode"
?Q		172,560	508,755	-3.1	5.0	8.0	0.5	0.0	90.0	"Green house mode"
?Q		172,282	509,477	-3.9	5.0	8.0	0.5	0.0	90.0	"Green house mode"
• Q		172,573	508,822	-3.5	5.0	8.0	0.5	0.0	90.0	"Green house mode"
?Q		172,289	508,085	-3.7	5.0	8.0	0.5	0.0	90.0	"Green house mode"
• Q		172,439	508,440	-3.9	5.0	8.0	0.5	0.0	90.0	"Green house mode"
• Q		172,099	508,308	-4.0	5.0	8.0	0.5	0.0	90.0	"Green house mode"
?Q		172,086	508,249	-4.0	5.0	8.0	0.5	0.0	90.0	"Green house mode"
?Q		172,131	508,218	-3.4	5.0	8.0	0.5	0.0	90.0	"Green house mode"
?Q		172,494	508,347	-4.0	5.0	8.0	0.5	0.0	90.0	"Green house mode"
?Q		172,182	508,230	-4.0	5.0	8.0	0.5	0.0	90.0	"Green house mode"
?Q		172,703	508,682	-3.0	5.0	8.0	0.5	0.0	90.0	"Green house mode"
?Q		172,297	508,250	-4.4	5.0	8.0	0.5	0.0	90.0	"Green house mode"
?Q		172,472	508,752	-3.0	5.0	8.0	0.5	0.0	90.0	"Green house mode"
?Q		172,494	509,278	-3.4	5.0	8.0	0.5	0.0	90.0	"Green house mode"
?Q		172,373	508,288	-4.0	5.0	8.0	0.5	0.0	90.0	"Green house mode"
?Q		172,201	508,967	-3.7	5.0	8.0	0.5	0.0	90.0	"Green house mode"
?Q		172,384	509,312	-2.0	5.0	8.0	0.5	0.0	90.0	"Green house mode"
?Q		172,402	509,302	-2.0	5.0	8.0	0.5	0.0	90.0	"Green house mode"
• Q		172,559	508,492	-4.9	5.0	8.0	0.5	0.0	90.0	"Green house mode"
?Q		172,318	508,056	-3.5	5.0	8.0	0.5	0.0	90.0	"Green house mode"
?Q		172,414	508,684	-4.2	5.0	8.0	0.5	0.0	90.0	"Green house mode"
?R		172,471	509,213	-3.0	5.0	8.0	0.5	0.0	90.0	"Green house mode"
• R		172,754	509,020	-1.7	5.0	8.0	0.5	0.0	90.0	"Green house mode"
?R		172,746	508,969	-2.9	5.0	8.0	0.5	0.0	90.0	"Green house mode"
?R		171,939	509,481	-3.8	5.0	8.0	0.5	0.0	90.0	"Green house mode"
?R		171,996	509,590	-4.7	5.0	8.0	0.5	0.0	90.0	"Green house mode"
?R		172,510	508,980	-3.5	5.0	8.0	0.5	0.0	90.0	"Green house mode"
?R		172,486	508,893	-2.3	5.0	8.0	0.5	0.0	90.0	"Green house mode"
?R		172,636	508,670	-3.2	5.0	8.0	0.5	0.0	90.0	"Green house mode"
?R		172,082	509,493	-3.0	5.0	8.0	0.5	0.0	90.0	"Green house mode"
?R		172,178	509,527	-2.1	5.0	8.0	0.5	0.0	90.0	"Green house mode"
?R		172,207	509,633	-3.0	5.0	8.0	0.5	0.0	90.0	"Green house mode"
?R		172,555	508,760	-3.0	5.0	8.0	0.5	0.0	90.0	"Green house mode"
?R		172,308	509,463	-4.0	5.0	8.0	0.5	0.0	90.0	"Green house mode"
• R		172,569	508,817	-3.6	5.0	8.0	0.5	0.0	90.0	"Green house mode"
?R		172,265	508,109	-3.7	5.0	8.0	0.5	0.0	90.0	"Green house mode"
• R		172,419	508,458	-3.4	5.0	8.0	0.5	0.0	90.0	"Green house mode"
• R		172,104	508,306	-4.0	5.0	8.0	0.5	0.0	90.0	"Green house mode"
?R		172,060	508,309	-3.9	5.0	8.0	0.5	0.0	90.0	"Green house mode"
?R		172,127	508,221	-3.4	5.0	8.0	0.5	0.0	90.0	"Green house mode"
?R		172,471	508,265	-3.2	5.0	8.0	0.5	0.0	90.0	"Green house mode"
?R		172,178	508,225	-4.0	5.0	8.0	0.5	0.0	90.0	"Green house mode"
?R		172,684	508,831	-3.8	5.0	8.0	0.5	0.0	90.0	"Green house mode"
?R		172,283	508,227	-5.0	5.0	8.0	0.5	0.0	90.0	"Green house mode"
?R		172,475	508,757	-3.0	5.0	8.0	0.5	0.0	90.0	"Green house mode"
?R		172,505	509,251	-3.1	5.0	8.0	0.5	0.0	90.0	"Green house mode"
?R		172,360	508,252	-5.0	5.0	8.0	0.5	0.0	90.0	"Green house mode"
?R		172,214	509,057	-4.0	5.0	8.0	0.5	0.0	90.0	"Green house mode"

To be continued on next page...

SHADOW - Main Result

Calculation: Windplan Blauw - Cumulatie alle inrichtingen

...continued from previous page

No.	Name	X (east)	Y (north)	Z	Width	Height	Height a.g.l.	Degrees from south cw	Slope of window	Direction mode
		[m]	[m]	[m]	[m]	[m]	[m]	[°]	[°]	
?R		172,389	509,314	-2.0	5.0	8.0	0.5	0.0	90.0	"Green house mode"
?R		172,405	509,304	-2.0	5.0	8.0	0.5	0.0	90.0	"Green house mode"
• R		172,571	508,485	-4.9	5.0	8.0	0.5	0.0	90.0	"Green house mode"
?R		172,311	508,055	-3.8	5.0	8.0	0.5	0.0	90.0	"Green house mode"
?R		172,455	508,686	-4.5	5.0	8.0	0.5	0.0	90.0	"Green house mode"
?S		172,493	509,221	-3.0	5.0	8.0	0.5	0.0	90.0	"Green house mode"
• S		172,682	509,051	-2.7	5.0	8.0	0.5	0.0	90.0	"Green house mode"
?S		172,747	508,964	-2.8	5.0	8.0	0.5	0.0	90.0	"Green house mode"
?S		171,954	509,498	-4.1	5.0	8.0	0.5	0.0	90.0	"Green house mode"
?S		172,001	509,587	-4.6	5.0	8.0	0.5	0.0	90.0	"Green house mode"
?S		172,529	508,949	-3.7	5.0	8.0	0.5	0.0	90.0	"Green house mode"
?S		172,578	508,914	-3.2	5.0	8.0	0.5	0.0	90.0	"Green house mode"
?S		172,639	508,674	-3.3	5.0	8.0	0.5	0.0	90.0	"Green house mode"
?S		172,150	509,490	-3.0	5.0	8.0	0.5	0.0	90.0	"Green house mode"
?S		172,159	509,557	-2.0	5.0	8.0	0.5	0.0	90.0	"Green house mode"
?S		172,189	509,667	-3.4	5.0	8.0	0.5	0.0	90.0	"Green house mode"
?S		172,549	508,763	-3.0	5.0	8.0	0.5	0.0	90.0	"Green house mode"
?S		172,313	509,467	-4.0	5.0	8.0	0.5	0.0	90.0	"Green house mode"
• S		172,566	508,811	-3.6	5.0	8.0	0.5	0.0	90.0	"Green house mode"
?S		172,274	508,081	-3.9	5.0	8.0	0.5	0.0	90.0	"Green house mode"
• S		172,448	508,459	-4.1	5.0	8.0	0.5	0.0	90.0	"Green house mode"
• S		172,109	508,302	-4.0	5.0	8.0	0.5	0.0	90.0	"Green house mode"
?S		172,073	508,229	-4.0	5.0	8.0	0.5	0.0	90.0	"Green house mode"
?S		172,122	508,225	-3.5	5.0	8.0	0.5	0.0	90.0	"Green house mode"
?S		172,502	508,356	-4.0	5.0	8.0	0.5	0.0	90.0	"Green house mode"
?S		172,172	508,216	-4.2	5.0	8.0	0.5	0.0	90.0	"Green house mode"
?S		172,690	509,086	-1.2	5.0	8.0	0.5	0.0	90.0	"Green house mode"
?S		172,304	508,245	-4.6	5.0	8.0	0.5	0.0	90.0	"Green house mode"
?S		172,479	508,762	-3.0	5.0	8.0	0.5	0.0	90.0	"Green house mode"
?S		172,503	509,277	-3.6	5.0	8.0	0.5	0.0	90.0	"Green house mode"
?S		172,352	508,256	-5.0	5.0	8.0	0.5	0.0	90.0	"Green house mode"
?S		172,236	509,008	-3.3	5.0	8.0	0.5	0.0	90.0	"Green house mode"
?S		172,392	509,317	-2.0	5.0	8.0	0.5	0.0	90.0	"Green house mode"
?S		172,389	509,287	-2.2	5.0	8.0	0.5	0.0	90.0	"Green house mode"
• S		172,575	508,481	-4.9	5.0	8.0	0.5	0.0	90.0	"Green house mode"
?S		172,299	508,053	-4.4	5.0	8.0	0.5	0.0	90.0	"Green house mode"
?S		172,417	508,688	-4.3	5.0	8.0	0.5	0.0	90.0	"Green house mode"
?T		172,497	509,208	-2.8	5.0	8.0	0.5	0.0	90.0	"Green house mode"
• T		172,773	509,004	-2.1	5.0	8.0	0.5	0.0	90.0	"Green house mode"
?T		172,748	508,958	-2.6	5.0	8.0	0.5	0.0	90.0	"Green house mode"
?T		171,935	509,492	-3.6	5.0	8.0	0.5	0.0	90.0	"Green house mode"
?T		172,004	509,573	-4.7	5.0	8.0	0.5	0.0	90.0	"Green house mode"
?T		172,507	508,975	-3.6	5.0	8.0	0.5	0.0	90.0	"Green house mode"
?T		172,491	508,889	-2.5	5.0	8.0	0.5	0.0	90.0	"Green house mode"
?T		172,643	508,680	-3.4	5.0	8.0	0.5	0.0	90.0	"Green house mode"
?T		172,103	509,505	-3.0	5.0	8.0	0.5	0.0	90.0	"Green house mode"
?T		172,178	509,533	-2.0	5.0	8.0	0.5	0.0	90.0	"Green house mode"
?T		171,927	509,430	-4.5	5.0	8.0	0.5	0.0	90.0	"Green house mode"
?T		172,544	508,767	-3.0	5.0	8.0	0.5	0.0	90.0	"Green house mode"
?T		172,337	509,478	-3.7	5.0	8.0	0.5	0.0	90.0	"Green house mode"
• T		172,562	508,806	-3.5	5.0	8.0	0.5	0.0	90.0	"Green house mode"
?T		172,240	508,104	-4.4	5.0	8.0	0.5	0.0	90.0	"Green house mode"
• T		172,425	508,469	-3.5	5.0	8.0	0.5	0.0	90.0	"Green house mode"
• T		172,113	508,299	-4.0	5.0	8.0	0.5	0.0	90.0	"Green house mode"
?T		172,056	508,313	-3.8	5.0	8.0	0.5	0.0	90.0	"Green house mode"
?T		172,118	508,228	-3.6	5.0	8.0	0.5	0.0	90.0	"Green house mode"
?T		172,476	508,274	-3.5	5.0	8.0	0.5	0.0	90.0	"Green house mode"
?T		172,159	508,197	-4.4	5.0	8.0	0.5	0.0	90.0	"Green house mode"
?T		172,650	509,076	-2.8	5.0	8.0	0.5	0.0	90.0	"Green house mode"
?T		172,293	508,221	-4.8	5.0	8.0	0.5	0.0	90.0	"Green house mode"
?T		172,480	508,769	-3.0	5.0	8.0	0.5	0.0	90.0	"Green house mode"
?T		172,516	509,248	-3.0	5.0	8.0	0.5	0.0	90.0	"Green house mode"
?T		172,401	508,271	-4.1	5.0	8.0	0.5	0.0	90.0	"Green house mode"
?T		172,219	509,059	-3.9	5.0	8.0	0.5	0.0	90.0	"Green house mode"

To be continued on next page...

SHADOW - Main Result

Calculation: Windplan Blauw - Cumulatie alle inrichtingen

...continued from previous page

No.	Name	X (east)	Y (north)	Z	Width	Height	Height a.g.l.	Degrees from south cw	Slope of window	Direction mode
		[m]	[m]	[m]	[m]	[m]	[m]	[°]	[°]	
?T		172,394	509,319	-2.0	5.0	8.0	0.5	0.0	90.0	"Green house mode"
?T		172,393	509,290	-2.1	5.0	8.0	0.5	0.0	90.0	"Green house mode"
• T		172,586	508,473	-5.0	5.0	8.0	0.5	0.0	90.0	"Green house mode"
?T		172,280	508,049	-4.5	5.0	8.0	0.5	0.0	90.0	"Green house mode"
?T		172,468	508,699	-4.1	5.0	8.0	0.5	0.0	90.0	"Green house mode"
?U		172,472	509,198	-3.0	5.0	8.0	0.5	0.0	90.0	"Green house mode"
• U		172,669	509,025	-2.8	5.0	8.0	0.5	0.0	90.0	"Green house mode"
?U		172,767	508,946	-2.7	5.0	8.0	0.5	0.0	90.0	"Green house mode"
?U		171,949	509,512	-4.0	5.0	8.0	0.5	0.0	90.0	"Green house mode"
?U		172,005	509,567	-4.8	5.0	8.0	0.5	0.0	90.0	"Green house mode"
?U		172,503	508,970	-3.7	5.0	8.0	0.5	0.0	90.0	"Green house mode"
?U		172,583	508,911	-3.1	5.0	8.0	0.5	0.0	90.0	"Green house mode"
?U		172,690	508,651	-3.0	5.0	8.0	0.5	0.0	90.0	"Green house mode"
?U		172,120	509,515	-3.0	5.0	8.0	0.5	0.0	90.0	"Green house mode"
?U		172,162	509,563	-2.0	5.0	8.0	0.5	0.0	90.0	"Green house mode"
?U		171,930	509,401	-3.5	5.0	8.0	0.5	0.0	90.0	"Green house mode"
?U		172,538	508,771	-3.0	5.0	8.0	0.5	0.0	90.0	"Green house mode"
?U		172,344	509,482	-3.5	5.0	8.0	0.5	0.0	90.0	"Green house mode"
• U		172,559	508,801	-3.5	5.0	8.0	0.5	0.0	90.0	"Green house mode"
?U		172,269	508,081	-3.9	5.0	8.0	0.5	0.0	90.0	"Green house mode"
• U		172,463	508,483	-4.4	5.0	8.0	0.5	0.0	90.0	"Green house mode"
• U		172,118	508,296	-4.0	5.0	8.0	0.5	0.0	90.0	"Green house mode"
?U		172,067	508,232	-4.0	5.0	8.0	0.5	0.0	90.0	"Green house mode"
?U		172,114	508,231	-3.7	5.0	8.0	0.5	0.0	90.0	"Green house mode"
?U		172,506	508,364	-4.0	5.0	8.0	0.5	0.0	90.0	"Green house mode"
?U		172,160	508,272	-3.5	5.0	8.0	0.5	0.0	90.0	"Green house mode"
?U		172,039	509,584	-3.7	5.0	8.0	0.5	0.0	90.0	"Green house mode"
?U		172,316	508,238	-4.9	5.0	8.0	0.5	0.0	90.0	"Green house mode"
?U		172,485	508,775	-3.0	5.0	8.0	0.5	0.0	90.0	"Green house mode"
?U		172,512	509,276	-3.8	5.0	8.0	0.5	0.0	90.0	"Green house mode"
?U		172,411	508,291	-4.0	5.0	8.0	0.5	0.0	90.0	"Green house mode"
?U		172,243	509,010	-3.3	5.0	8.0	0.5	0.0	90.0	"Green house mode"
?U		172,397	509,320	-2.0	5.0	8.0	0.5	0.0	90.0	"Green house mode"
?U		172,397	509,292	-2.1	5.0	8.0	0.5	0.0	90.0	"Green house mode"
• U		172,591	508,469	-5.0	5.0	8.0	0.5	0.0	90.0	"Green house mode"
?U		172,274	508,049	-4.4	5.0	8.0	0.5	0.0	90.0	"Green house mode"
?U		172,423	508,702	-4.3	5.0	8.0	0.5	0.0	90.0	"Green house mode"
?V		172,497	509,204	-2.8	5.0	8.0	0.5	0.0	90.0	"Green house mode"
• V		172,778	508,981	-2.7	5.0	8.0	0.5	0.0	90.0	"Green house mode"
?V		172,773	508,948	-2.9	5.0	8.0	0.5	0.0	90.0	"Green house mode"
?V		171,934	509,497	-3.6	5.0	8.0	0.5	0.0	90.0	"Green house mode"
?V		172,504	508,706	-2.9	5.0	8.0	0.5	0.0	90.0	"Green house mode"
?V		172,517	508,938	-3.0	5.0	8.0	0.5	0.0	90.0	"Green house mode"
?V		172,588	508,908	-3.0	5.0	8.0	0.5	0.0	90.0	"Green house mode"
?V		172,687	508,647	-3.0	5.0	8.0	0.5	0.0	90.0	"Green house mode"
?V		172,131	509,525	-3.0	5.0	8.0	0.5	0.0	90.0	"Green house mode"
?V		172,182	509,548	-1.9	5.0	8.0	0.5	0.0	90.0	"Green house mode"
?V		171,911	509,422	-4.7	5.0	8.0	0.5	0.0	90.0	"Green house mode"
?V		172,635	508,754	-3.2	5.0	8.0	0.5	0.0	90.0	"Green house mode"
?V		172,352	509,487	-3.3	5.0	8.0	0.5	0.0	90.0	"Green house mode"
• V		172,552	508,790	-3.2	5.0	8.0	0.5	0.0	90.0	"Green house mode"
?V		172,234	508,103	-4.5	5.0	8.0	0.5	0.0	90.0	"Green house mode"
• V		172,427	508,475	-3.6	5.0	8.0	0.5	0.0	90.0	"Green house mode"
• V		172,106	508,279	-4.0	5.0	8.0	0.5	0.0	90.0	"Green house mode"
?V		172,063	508,235	-4.0	5.0	8.0	0.5	0.0	90.0	"Green house mode"
?V		172,110	508,236	-3.8	5.0	8.0	0.5	0.0	90.0	"Green house mode"
?V		172,479	508,279	-3.6	5.0	8.0	0.5	0.0	90.0	"Green house mode"
?V		172,155	508,274	-3.5	5.0	8.0	0.5	0.0	90.0	"Green house mode"
?V		172,240	508,256	-4.6	5.0	8.0	0.5	0.0	90.0	"Green house mode"
?V		172,298	508,216	-4.6	5.0	8.0	0.5	0.0	90.0	"Green house mode"
?V		171,988	509,149	-3.0	5.0	8.0	0.5	0.0	90.0	"Green house mode"
?V		172,527	509,247	-3.0	5.0	8.0	0.5	0.0	90.0	"Green house mode"
?V		172,521	508,340	-3.9	5.0	8.0	0.5	0.0	90.0	"Green house mode"
?V		172,225	509,062	-3.7	5.0	8.0	0.5	0.0	90.0	"Green house mode"

To be continued on next page...

SHADOW - Main Result

Calculation: Windplan Blauw - Cumulatie alle inrichtingen

...continued from previous page

No.	Name	X (east)	Y (north)	Z	Width	Height	Height a.g.l.	Degrees from south cw	Slope of window	Direction mode
		[m]	[m]	[m]	[m]	[m]	[m]	[°]	[°]	
?V		172,383	509,305	-2.1	5.0	8.0	0.5	0.0	90.0	"Green house mode"
?V		172,401	509,294	-2.0	5.0	8.0	0.5	0.0	90.0	"Green house mode"
• V		172,602	508,462	-4.9	5.0	8.0	0.5	0.0	90.0	"Green house mode"
?V		172,250	508,044	-3.9	5.0	8.0	0.5	0.0	90.0	"Green house mode"
?V		172,489	508,720	-2.8	5.0	8.0	0.5	0.0	90.0	"Green house mode"
?W		172,496	509,193	-2.6	5.0	8.0	0.5	0.0	90.0	"Green house mode"
• W		172,665	509,019	-2.6	5.0	8.0	0.5	0.0	90.0	"Green house mode"
?W		172,777	508,949	-3.0	5.0	8.0	0.5	0.0	90.0	"Green house mode"
?W		171,947	509,518	-4.0	5.0	8.0	0.5	0.0	90.0	"Green house mode"
?W		172,485	508,686	-3.8	5.0	8.0	0.5	0.0	90.0	"Green house mode"
?W		172,499	508,965	-3.4	5.0	8.0	0.5	0.0	90.0	"Green house mode"
?W		172,501	508,882	-3.1	5.0	8.0	0.5	0.0	90.0	"Green house mode"
?W		172,684	508,642	-3.0	5.0	8.0	0.5	0.0	90.0	"Green house mode"
?W		172,178	509,511	-2.5	5.0	8.0	0.5	0.0	90.0	"Green house mode"
?W		172,166	509,575	-2.0	5.0	8.0	0.5	0.0	90.0	"Green house mode"
?W		171,937	509,374	-3.0	5.0	8.0	0.5	0.0	90.0	"Green house mode"
?W		172,639	508,760	-3.3	5.0	8.0	0.5	0.0	90.0	"Green house mode"
?W		172,358	509,490	-3.1	5.0	8.0	0.5	0.0	90.0	"Green house mode"
• W		172,444	509,383	-3.0	5.0	8.0	0.5	0.0	90.0	"Green house mode"
?W		172,245	508,076	-4.0	5.0	8.0	0.5	0.0	90.0	"Green house mode"
• W		172,473	508,501	-4.1	5.0	8.0	0.5	0.0	90.0	"Green house mode"
• W		172,101	508,282	-4.0	5.0	8.0	0.5	0.0	90.0	"Green house mode"
?W		172,045	508,318	-3.5	5.0	8.0	0.5	0.0	90.0	"Green house mode"
?W		172,106	508,239	-3.9	5.0	8.0	0.5	0.0	90.0	"Green house mode"
?W		172,486	508,288	-3.8	5.0	8.0	0.5	0.0	90.0	"Green house mode"
?W		172,151	508,276	-3.6	5.0	8.0	0.5	0.0	90.0	"Green house mode"
?W		172,286	508,156	-3.7	5.0	8.0	0.5	0.0	90.0	"Green house mode"
?W		172,321	508,234	-5.0	5.0	8.0	0.5	0.0	90.0	"Green house mode"
?W		171,992	509,143	-2.9	5.0	8.0	0.5	0.0	90.0	"Green house mode"
?W		172,537	509,246	-3.0	5.0	8.0	0.5	0.0	90.0	"Green house mode"
?W		172,550	508,429	-4.0	5.0	8.0	0.5	0.0	90.0	"Green house mode"
?W		172,250	509,014	-3.4	5.0	8.0	0.5	0.0	90.0	"Green house mode"
?W		172,387	509,308	-2.0	5.0	8.0	0.5	0.0	90.0	"Green house mode"
?W		172,403	509,296	-2.0	5.0	8.0	0.5	0.0	90.0	"Green house mode"
• W		172,607	508,458	-4.8	5.0	8.0	0.5	0.0	90.0	"Green house mode"
?W		172,244	508,042	-3.7	5.0	8.0	0.5	0.0	90.0	"Green house mode"
?W		172,581	508,438	-4.5	5.0	8.0	0.5	0.0	90.0	"Green house mode"
?X		172,471	509,186	-3.0	5.0	8.0	0.5	0.0	90.0	"Green house mode"
• X		172,801	508,975	-2.4	5.0	8.0	0.5	0.0	90.0	"Green house mode"
?X		172,784	508,950	-2.9	5.0	8.0	0.5	0.0	90.0	"Green house mode"
?X		171,931	509,509	-3.5	5.0	8.0	0.5	0.0	90.0	"Green house mode"
?X		172,518	508,690	-3.0	5.0	8.0	0.5	0.0	90.0	"Green house mode"
?X		172,513	508,932	-2.9	5.0	8.0	0.5	0.0	90.0	"Green house mode"
?X		172,507	508,879	-3.5	5.0	8.0	0.5	0.0	90.0	"Green house mode"
?X		172,680	508,636	-3.0	5.0	8.0	0.5	0.0	90.0	"Green house mode"
?X		172,181	509,505	-2.7	5.0	8.0	0.5	0.0	90.0	"Green house mode"
?X		172,184	509,554	-1.8	5.0	8.0	0.5	0.0	90.0	"Green house mode"
?X		171,898	509,405	-4.1	5.0	8.0	0.5	0.0	90.0	"Green house mode"
?X		172,643	508,765	-3.4	5.0	8.0	0.5	0.0	90.0	"Green house mode"
?X		172,369	509,497	-3.0	5.0	8.0	0.5	0.0	90.0	"Green house mode"
• X		172,364	508,162	-4.0	5.0	8.0	0.5	0.0	90.0	"Green house mode"
?X		172,221	508,099	-4.8	5.0	8.0	0.5	0.0	90.0	"Green house mode"
• X		172,440	508,497	-4.0	5.0	8.0	0.5	0.0	90.0	"Green house mode"
• X		172,096	508,285	-4.0	5.0	8.0	0.5	0.0	90.0	"Green house mode"
?X		172,058	508,238	-4.0	5.0	8.0	0.5	0.0	90.0	"Green house mode"
?X		172,125	508,266	-3.6	5.0	8.0	0.5	0.0	90.0	"Green house mode"
?X		172,516	508,380	-4.0	5.0	8.0	0.5	0.0	90.0	"Green house mode"
?X		172,147	508,280	-3.7	5.0	8.0	0.5	0.0	90.0	"Green house mode"
?X		172,283	508,150	-3.6	5.0	8.0	0.5	0.0	90.0	"Green house mode"
?X		172,307	508,211	-4.5	5.0	8.0	0.5	0.0	90.0	"Green house mode"
?X		171,996	509,137	-2.9	5.0	8.0	0.5	0.0	90.0	"Green house mode"
?X		172,529	509,275	-3.5	5.0	8.0	0.5	0.0	90.0	"Green house mode"
?X		172,524	508,345	-3.8	5.0	8.0	0.5	0.0	90.0	"Green house mode"
?X		172,270	509,106	-2.3	5.0	8.0	0.5	0.0	90.0	"Green house mode"

To be continued on next page...

SHADOW - Main Result

Calculation: Windplan Blauw - Cumulatie alle inrichtingen

...continued from previous page

No.	Name	X (east)	Y (north)	Z	Width	Height	Height a.g.l.	Degrees from south cw	Slope of window	Direction mode
		[m]	[m]	[m]	[m]	[m]	[m]	[°]	[°]	
?X		172,390	509,310	-2.0	5.0	8.0	0.5	0.0	90.0	"Green house mode"
?X		172,430	508,202	-3.3	5.0	8.0	0.5	0.0	90.0	"Green house mode"
• X		172,589	508,432	-4.5	5.0	8.0	0.5	0.0	90.0	"Green house mode"
?X		172,230	508,039	-3.4	5.0	8.0	0.5	0.0	90.0	"Green house mode"
?X		172,571	508,442	-4.4	5.0	8.0	0.5	0.0	90.0	"Green house mode"
?Y		172,496	509,187	-2.5	5.0	8.0	0.5	0.0	90.0	"Green house mode"
• Y		172,663	508,993	-2.4	5.0	8.0	0.5	0.0	90.0	"Green house mode"
?Y		172,796	508,948	-2.6	5.0	8.0	0.5	0.0	90.0	"Green house mode"
?Y		171,940	509,564	-4.3	5.0	8.0	0.5	0.0	90.0	"Green house mode"
?Y		172,524	508,662	-3.0	5.0	8.0	0.5	0.0	90.0	"Green house mode"
?Y		172,496	508,959	-3.1	5.0	8.0	0.5	0.0	90.0	"Green house mode"
?Y		172,512	508,876	-3.8	5.0	8.0	0.5	0.0	90.0	"Green house mode"
?Y		172,677	508,631	-3.0	5.0	8.0	0.5	0.0	90.0	"Green house mode"
?Y		172,190	509,486	-3.0	5.0	8.0	0.5	0.0	90.0	"Green house mode"
?Y		172,169	509,580	-2.0	5.0	8.0	0.5	0.0	90.0	"Green house mode"
?Y		171,949	509,359	-3.4	5.0	8.0	0.5	0.0	90.0	"Green house mode"
?Y		172,646	508,770	-3.4	5.0	8.0	0.5	0.0	90.0	"Green house mode"
?Y		172,374	509,501	-3.0	5.0	8.0	0.5	0.0	90.0	"Green house mode"
• Y		172,355	508,151	-3.8	5.0	8.0	0.5	0.0	90.0	"Green house mode"
?Y		172,239	508,075	-4.0	5.0	8.0	0.5	0.0	90.0	"Green house mode"
• Y		172,485	508,500	-4.3	5.0	8.0	0.5	0.0	90.0	"Green house mode"
• Y		172,092	508,289	-4.0	5.0	8.0	0.5	0.0	90.0	"Green house mode"
?Y		172,041	508,320	-3.4	5.0	8.0	0.5	0.0	90.0	"Green house mode"
?Y		172,129	508,262	-3.4	5.0	8.0	0.5	0.0	90.0	"Green house mode"
?Y		172,488	508,293	-3.8	5.0	8.0	0.5	0.0	90.0	"Green house mode"
?Y		172,141	508,283	-3.8	5.0	8.0	0.5	0.0	90.0	"Green house mode"
?Y		172,279	508,144	-3.6	5.0	8.0	0.5	0.0	90.0	"Green house mode"
?Y		172,333	508,227	-5.0	5.0	8.0	0.5	0.0	90.0	"Green house mode"
?Y		172,002	509,130	-2.9	5.0	8.0	0.5	0.0	90.0	"Green house mode"
?Y		172,562	509,244	-2.6	5.0	8.0	0.5	0.0	90.0	"Green house mode"
?Y		172,530	508,354	-3.7	5.0	8.0	0.5	0.0	90.0	"Green house mode"
?Y		172,254	509,020	-3.6	5.0	8.0	0.5	0.0	90.0	"Green house mode"
?Y		172,394	509,312	-2.0	5.0	8.0	0.5	0.0	90.0	"Green house mode"
?Y		172,426	508,195	-3.4	5.0	8.0	0.5	0.0	90.0	"Green house mode"
• Y		171,945	509,134	-3.8	5.0	8.0	0.5	0.0	90.0	"Green house mode"
?Y		172,224	508,038	-3.3	5.0	8.0	0.5	0.0	90.0	"Green house mode"
?Y		172,565	508,447	-4.3	5.0	8.0	0.5	0.0	90.0	"Green house mode"
?Z		172,470	509,179	-3.0	5.0	8.0	0.5	0.0	90.0	"Green house mode"
• Z		172,807	508,971	-2.3	5.0	8.0	0.5	0.0	90.0	"Green house mode"
?Z		172,802	508,944	-2.4	5.0	8.0	0.5	0.0	90.0	"Green house mode"
?Z		171,928	509,515	-3.4	5.0	8.0	0.5	0.0	90.0	"Green house mode"
?Z		172,479	508,659	-3.9	5.0	8.0	0.5	0.0	90.0	"Green house mode"
?Z		172,510	508,927	-2.8	5.0	8.0	0.5	0.0	90.0	"Green house mode"
?Z		172,517	508,872	-4.0	5.0	8.0	0.5	0.0	90.0	"Green house mode"
?Z		172,674	508,626	-3.0	5.0	8.0	0.5	0.0	90.0	"Green house mode"
?Z		172,253	509,459	-3.1	5.0	8.0	0.5	0.0	90.0	"Green house mode"
?Z		172,189	509,565	-1.7	5.0	8.0	0.5	0.0	90.0	"Green house mode"
?Z		171,904	509,379	-3.3	5.0	8.0	0.5	0.0	90.0	"Green house mode"
?Z		172,650	508,775	-3.5	5.0	8.0	0.5	0.0	90.0	"Green house mode"
?Z		172,402	509,502	-3.0	5.0	8.0	0.5	0.0	90.0	"Green house mode"
• Z		172,344	508,184	-4.0	5.0	8.0	0.5	0.0	90.0	"Green house mode"
?Z		172,214	508,099	-4.8	5.0	8.0	0.5	0.0	90.0	"Green house mode"
• Z		172,441	508,503	-4.0	5.0	8.0	0.5	0.0	90.0	"Green house mode"
• Z		172,088	508,291	-4.0	5.0	8.0	0.5	0.0	90.0	"Green house mode"
?Z		172,054	508,241	-4.0	5.0	8.0	0.5	0.0	90.0	"Green house mode"
?Z		172,133	508,259	-3.3	5.0	8.0	0.5	0.0	90.0	"Green house mode"
?Z		172,524	508,390	-4.0	5.0	8.0	0.5	0.0	90.0	"Green house mode"
?Z		172,136	508,285	-3.9	5.0	8.0	0.5	0.0	90.0	"Green house mode"
?Z		172,268	508,140	-3.7	5.0	8.0	0.5	0.0	90.0	"Green house mode"
?Z		172,312	508,207	-4.3	5.0	8.0	0.5	0.0	90.0	"Green house mode"
?Z		172,004	509,124	-3.0	5.0	8.0	0.5	0.0	90.0	"Green house mode"
?Z		172,539	509,273	-3.3	5.0	8.0	0.5	0.0	90.0	"Green house mode"
?Z		172,533	508,359	-3.7	5.0	8.0	0.5	0.0	90.0	"Green house mode"
?Z		172,276	509,108	-2.3	5.0	8.0	0.5	0.0	90.0	"Green house mode"

To be continued on next page...

SHADOW - Main Result

Calculation: Windplan Blauw - Cumulatie alle inrichtingen

...continued from previous page

No.	Name	X (east)	Y (north)	Z	Width	Height	Height a.g.l.	Degrees from south cw	Slope of window	Direction mode
		[m]	[m]	[m]	[m]	[m]	[m]	[°]	[°]	
??Z		172,396	509,314	-2.0	5.0	8.0	0.5	0.0	90.0	"Green house mode"
??Z		172,415	508,183	-3.5	5.0	8.0	0.5	0.0	90.0	"Green house mode"
• Z		171,938	509,096	-3.0	5.0	8.0	0.5	0.0	90.0	"Green house mode"
??Z		172,209	508,035	-2.9	5.0	8.0	0.5	0.0	90.0	"Green house mode"
??Z		172,556	508,452	-4.2	5.0	8.0	0.5	0.0	90.0	"Green house mode"
¼A		172,386	509,014	-2.7	5.0	8.0	0.5	0.0	90.0	"Green house mode"
¼B		172,375	509,007	-2.8	5.0	8.0	0.5	0.0	90.0	"Green house mode"
¼C		172,370	509,004	-2.9	5.0	8.0	0.5	0.0	90.0	"Green house mode"
¼D		172,365	509,001	-3.0	5.0	8.0	0.5	0.0	90.0	"Green house mode"
¼E		172,374	508,988	-2.9	5.0	8.0	0.5	0.0	90.0	"Green house mode"
¼F		172,379	508,991	-2.7	5.0	8.0	0.5	0.0	90.0	"Green house mode"
¼G		172,383	508,994	-2.6	5.0	8.0	0.5	0.0	90.0	"Green house mode"
¼H		172,395	508,511	-4.0	5.0	8.0	0.5	0.0	90.0	"Green house mode"
¼I		172,397	508,516	-4.0	5.0	8.0	0.5	0.0	90.0	"Green house mode"
¼J		172,403	508,529	-4.0	5.0	8.0	0.5	0.0	90.0	"Green house mode"
¼K		172,406	508,534	-4.0	5.0	8.0	0.5	0.0	90.0	"Green house mode"
¼L		172,412	508,547	-4.0	5.0	8.0	0.5	0.0	90.0	"Green house mode"
¼M		172,414	508,552	-4.0	5.0	8.0	0.5	0.0	90.0	"Green house mode"
¼N		172,494	508,411	-4.0	5.0	8.0	0.5	0.0	90.0	"Green house mode"
¼O		172,497	508,471	-4.9	5.0	8.0	0.5	0.0	90.0	"Green house mode"
¼P		172,506	508,426	-4.0	5.0	8.0	0.5	0.0	90.0	"Green house mode"
¼Q		172,505	508,482	-4.9	5.0	8.0	0.5	0.0	90.0	"Green house mode"
¼R		172,516	508,445	-4.0	5.0	8.0	0.5	0.0	90.0	"Green house mode"
¼S		172,511	508,493	-4.9	5.0	8.0	0.5	0.0	90.0	"Green house mode"
¼T		172,174	508,156	-4.5	5.0	8.0	0.5	0.0	90.0	"Green house mode"
¼U		172,172	508,151	-4.3	5.0	8.0	0.5	0.0	90.0	"Green house mode"
¼V		172,169	508,147	-4.1	5.0	8.0	0.5	0.0	90.0	"Green house mode"
¼W		172,166	508,142	-3.9	5.0	8.0	0.5	0.0	90.0	"Green house mode"
¼X		172,163	508,138	-3.7	5.0	8.0	0.5	0.0	90.0	"Green house mode"
¼Y		172,161	508,134	-3.5	5.0	8.0	0.5	0.0	90.0	"Green house mode"
¼Z		172,158	508,130	-3.4	5.0	8.0	0.5	0.0	90.0	"Green house mode"
½A		171,827	508,852	-2.4	5.0	8.0	0.5	0.0	90.0	"Green house mode"
½B		171,853	508,867	-2.0	5.0	8.0	0.5	0.0	90.0	"Green house mode"
½C		172,389	508,997	-2.4	5.0	8.0	0.5	0.0	90.0	"Green house mode"
½D		172,394	509,000	-2.2	5.0	8.0	0.5	0.0	90.0	"Green house mode"
½E		172,400	509,003	-2.1	5.0	8.0	0.5	0.0	90.0	"Green house mode"
½F		172,413	508,982	-2.6	5.0	8.0	0.5	0.0	90.0	"Green house mode"
½G		172,320	509,501	-3.8	5.0	8.0	0.5	0.0	90.0	"Green house mode"
½H		172,296	509,488	-4.0	5.0	8.0	0.5	0.0	90.0	"Green house mode"
½I		172,317	509,506	-3.6	5.0	8.0	0.5	0.0	90.0	"Green house mode"
½J		172,298	509,491	-4.0	5.0	8.0	0.5	0.0	90.0	"Green house mode"
½K		172,295	509,492	-4.0	5.0	8.0	0.5	0.0	90.0	"Green house mode"
½L		172,309	509,517	-3.3	5.0	8.0	0.5	0.0	90.0	"Green house mode"
½M		172,296	509,490	-4.0	5.0	8.0	0.5	0.0	90.0	"Green house mode"
½N		172,307	509,521	-3.2	5.0	8.0	0.5	0.0	90.0	"Green house mode"
½O		172,300	509,486	-4.0	5.0	8.0	0.5	0.0	90.0	"Green house mode"
½P		172,305	509,526	-3.0	5.0	8.0	0.5	0.0	90.0	"Green house mode"
½Q		172,298	509,485	-4.0	5.0	8.0	0.5	0.0	90.0	"Green house mode"
½R		172,302	509,530	-2.9	5.0	8.0	0.5	0.0	90.0	"Green house mode"
½S		172,294	509,497	-3.9	5.0	8.0	0.5	0.0	90.0	"Green house mode"
½T		172,299	509,535	-2.7	5.0	8.0	0.5	0.0	90.0	"Green house mode"
½U		172,291	509,502	-3.8	5.0	8.0	0.5	0.0	90.0	"Green house mode"
½V		172,296	509,539	-2.6	5.0	8.0	0.5	0.0	90.0	"Green house mode"
½W		172,288	509,507	-3.6	5.0	8.0	0.5	0.0	90.0	"Green house mode"
½X		172,284	509,553	-2.0	5.0	8.0	0.5	0.0	90.0	"Green house mode"
½Y		172,285	509,511	-3.5	5.0	8.0	0.5	0.0	90.0	"Green house mode"
½Z		172,291	509,585	-1.2	5.0	8.0	0.5	0.0	90.0	"Green house mode"
¾A		172,267	509,582	-1.1	5.0	8.0	0.5	0.0	90.0	"Green house mode"
¾B		172,265	509,588	-1.0	5.0	8.0	0.5	0.0	90.0	"Green house mode"
¾C		172,046	509,095	-3.0	5.0	8.0	0.5	0.0	90.0	"Green house mode"
¾D		172,050	509,088	-2.9	5.0	8.0	0.5	0.0	90.0	"Green house mode"
¾E		172,054	509,081	-2.7	5.0	8.0	0.5	0.0	90.0	"Green house mode"
¾F		172,058	509,075	-2.5	5.0	8.0	0.5	0.0	90.0	"Green house mode"
¾G		172,061	509,069	-2.3	5.0	8.0	0.5	0.0	90.0	"Green house mode"

To be continued on next page...

SHADOW - Main Result

Calculation: Windplan Blauw - Cumulatie alle inrichtingen

...continued from previous page

No.	Name	X (east)	Y (north)	Z	Width	Height	Height a.g.l.	Degrees from south cw	Slope of window	Direction mode
		[m]	[m]	[m]	[m]	[m]	[m]	[°]	[°]	
¾H		172,066	509,062	-2.1	5.0	8.0	0.5	0.0	90.0	"Green house mode"
¾I		172,051	509,048	-2.6	5.0	8.0	0.5	0.0	90.0	"Green house mode"
¾J		172,045	509,044	-2.8	5.0	8.0	0.5	0.0	90.0	"Green house mode"
¾K		172,038	509,041	-2.9	5.0	8.0	0.5	0.0	90.0	"Green house mode"
¾L		172,033	509,036	-3.0	5.0	8.0	0.5	0.0	90.0	"Green house mode"
¾M		172,111	509,338	-2.0	5.0	8.0	0.5	0.0	90.0	"Green house mode"
¾N		172,066	509,332	-2.0	5.0	8.0	0.5	0.0	90.0	"Green house mode"
¾O		172,118	509,334	-2.0	5.0	8.0	0.5	0.0	90.0	"Green house mode"
¾P		172,072	509,328	-2.0	5.0	8.0	0.5	0.0	90.0	"Green house mode"
¾Q		172,125	509,328	-2.0	5.0	8.0	0.5	0.0	90.0	"Green house mode"
¾R		172,079	509,324	-2.0	5.0	8.0	0.5	0.0	90.0	"Green house mode"
¾S		172,132	509,324	-2.0	5.0	8.0	0.5	0.0	90.0	"Green house mode"
¾T		172,139	509,319	-2.0	5.0	8.0	0.5	0.0	90.0	"Green house mode"
¾U		172,091	509,317	-2.0	5.0	8.0	0.5	0.0	90.0	"Green house mode"
¾V		172,145	509,315	-2.0	5.0	8.0	0.5	0.0	90.0	"Green house mode"
¾W		172,156	509,313	-2.0	5.0	8.0	0.5	0.0	90.0	"Green house mode"
¾X		172,102	509,308	-2.0	5.0	8.0	0.5	0.0	90.0	"Green house mode"
¾Y		172,162	509,309	-2.0	5.0	8.0	0.5	0.0	90.0	"Green house mode"
¾Z		172,169	509,305	-2.0	5.0	8.0	0.5	0.0	90.0	"Green house mode"
¹A		172,145	508,491	-4.0	5.0	8.0	0.5	0.0	90.0	"Green house mode"
¹B		172,158	508,458	-4.0	5.0	8.0	0.5	0.0	90.0	"Green house mode"
¹C		172,169	508,499	-4.0	5.0	8.0	0.5	0.0	90.0	"Green house mode"
¹D		172,162	508,465	-4.0	5.0	8.0	0.5	0.0	90.0	"Green house mode"
¹E		172,181	508,490	-4.0	5.0	8.0	0.5	0.0	90.0	"Green house mode"
¹F		172,196	508,479	-4.0	5.0	8.0	0.5	0.0	90.0	"Green house mode"
¹G		172,207	508,471	-4.0	5.0	8.0	0.5	0.0	90.0	"Green house mode"
¹H		171,966	508,708	-5.9	5.0	8.0	0.5	0.0	90.0	"Green house mode"
¹I		171,964	508,623	-5.0	5.0	8.0	0.5	0.0	90.0	"Green house mode"
¹J		171,954	508,615	-5.0	5.0	8.0	0.5	0.0	90.0	"Green house mode"
¹K		171,997	508,685	-5.0	5.0	8.0	0.5	0.0	90.0	"Green house mode"
¹L		171,948	508,611	-4.9	5.0	8.0	0.5	0.0	90.0	"Green house mode"
¹M		172,001	508,669	-5.0	5.0	8.0	0.5	0.0	90.0	"Green house mode"
¹N		172,009	508,658	-5.0	5.0	8.0	0.5	0.0	90.0	"Green house mode"
¹O		172,017	508,645	-5.0	5.0	8.0	0.5	0.0	90.0	"Green house mode"
¹P		172,161	508,785	-4.0	5.0	8.0	0.5	0.0	90.0	"Green house mode"
¹Q		172,162	508,778	-4.2	5.0	8.0	0.5	0.0	90.0	"Green house mode"
¹R		172,167	508,774	-4.3	5.0	8.0	0.5	0.0	90.0	"Green house mode"
¹S		172,171	508,769	-4.5	5.0	8.0	0.5	0.0	90.0	"Green house mode"
¹T		172,171	508,762	-4.7	5.0	8.0	0.5	0.0	90.0	"Green house mode"
¹U		172,175	508,757	-4.9	5.0	8.0	0.5	0.0	90.0	"Green house mode"
¹V		172,179	508,752	-5.0	5.0	8.0	0.5	0.0	90.0	"Green house mode"
¹W		172,303	509,224	-1.2	5.0	8.0	0.5	0.0	90.0	"Green house mode"
¹X		172,284	509,194	-2.0	5.0	8.0	0.5	0.0	90.0	"Green house mode"
¹Y		172,306	509,219	-1.1	5.0	8.0	0.5	0.0	90.0	"Green house mode"
¹Z		172,285	509,188	-2.1	5.0	8.0	0.5	0.0	90.0	"Green house mode"
²A		172,237	509,352	-2.8	5.0	8.0	0.5	0.0	90.0	"Green house mode"
²B		172,195	509,340	-2.5	5.0	8.0	0.5	0.0	90.0	"Green house mode"
²C		172,129	508,740	-4.9	5.0	8.0	0.5	0.0	90.0	"Green house mode"
²D		172,090	508,734	-4.6	5.0	8.0	0.5	0.0	90.0	"Green house mode"
²E		172,133	508,735	-4.9	5.0	8.0	0.5	0.0	90.0	"Green house mode"
²F		172,095	508,730	-4.4	5.0	8.0	0.5	0.0	90.0	"Green house mode"
²G		172,136	508,729	-4.9	5.0	8.0	0.5	0.0	90.0	"Green house mode"
²H		172,140	508,724	-5.0	5.0	8.0	0.5	0.0	90.0	"Green house mode"
²I		172,143	508,719	-5.0	5.0	8.0	0.5	0.0	90.0	"Green house mode"
²J		172,103	508,713	-4.0	5.0	8.0	0.5	0.0	90.0	"Green house mode"
²K		171,910	508,782	-2.9	5.0	8.0	0.5	0.0	90.0	"Green house mode"
²L		171,882	508,764	-2.3	5.0	8.0	0.5	0.0	90.0	"Green house mode"
²M		171,914	508,777	-3.2	5.0	8.0	0.5	0.0	90.0	"Green house mode"
²N		171,884	508,757	-2.4	5.0	8.0	0.5	0.0	90.0	"Green house mode"
²O		171,924	508,767	-4.0	5.0	8.0	0.5	0.0	90.0	"Green house mode"
²P		171,888	508,745	-3.1	5.0	8.0	0.5	0.0	90.0	"Green house mode"
²Q		171,928	508,764	-4.4	5.0	8.0	0.5	0.0	90.0	"Green house mode"
²R		171,891	508,739	-3.6	5.0	8.0	0.5	0.0	90.0	"Green house mode"
²S		171,935	508,752	-5.1	5.0	8.0	0.5	0.0	90.0	"Green house mode"

To be continued on next page...

SHADOW - Main Result

Calculation: Windplan Blauw - Cumulatie alle inrichtingen

...continued from previous page

No.	Name	X (east)	Y (north)	Z	Width	Height	Height a.g.l.	Degrees from south cw	Slope of window	Direction mode
		[m]	[m]	[m]	[m]	[m]	[m]	[°]	[°]	
2T		171,899	508,727	-4.8	5.0	8.0	0.5	0.0	90.0	"Green house mode"
2U		171,938	508,746	-5.5	5.0	8.0	0.5	0.0	90.0	"Green house mode"
2V		171,903	508,723	-5.3	5.0	8.0	0.5	0.0	90.0	"Green house mode"
2W		171,942	508,733	-6.3	5.0	8.0	0.5	0.0	90.0	"Green house mode"
2X		171,911	508,714	-5.6	5.0	8.0	0.5	0.0	90.0	"Green house mode"
2Y		171,944	508,727	-6.6	5.0	8.0	0.5	0.0	90.0	"Green house mode"
2Z		171,916	508,709	-5.7	5.0	8.0	0.5	0.0	90.0	"Green house mode"
3A		172,001	508,527	-4.0	5.0	8.0	0.5	0.0	90.0	"Green house mode"
3B		172,016	508,506	-4.0	5.0	8.0	0.5	0.0	90.0	"Green house mode"
3C		172,005	508,533	-4.0	5.0	8.0	0.5	0.0	90.0	"Green house mode"
3D		172,020	508,512	-4.0	5.0	8.0	0.5	0.0	90.0	"Green house mode"
3E		172,012	508,539	-4.1	5.0	8.0	0.5	0.0	90.0	"Green house mode"
3F		172,027	508,519	-4.0	5.0	8.0	0.5	0.0	90.0	"Green house mode"
3G		172,017	508,544	-4.3	5.0	8.0	0.5	0.0	90.0	"Green house mode"
3H		172,031	508,524	-4.1	5.0	8.0	0.5	0.0	90.0	"Green house mode"
3I		172,305	508,513	-4.0	5.0	8.0	0.5	0.0	90.0	"Green house mode"
3J		172,282	508,501	-4.0	5.0	8.0	0.5	0.0	90.0	"Green house mode"
3K		172,310	508,510	-4.0	5.0	8.0	0.5	0.0	90.0	"Green house mode"
3L		172,295	508,485	-4.0	5.0	8.0	0.5	0.0	90.0	"Green house mode"
3M		172,325	508,500	-4.0	5.0	8.0	0.5	0.0	90.0	"Green house mode"
3N		172,311	508,476	-4.0	5.0	8.0	0.5	0.0	90.0	"Green house mode"
3O		172,330	508,496	-4.0	5.0	8.0	0.5	0.0	90.0	"Green house mode"
3P		172,324	508,467	-4.0	5.0	8.0	0.5	0.0	90.0	"Green house mode"
3Q		172,341	508,462	-4.0	5.0	8.0	0.5	0.0	90.0	"Green house mode"
3R		172,357	508,457	-4.0	5.0	8.0	0.5	0.0	90.0	"Green house mode"
3S		172,372	508,447	-3.9	5.0	8.0	0.5	0.0	90.0	"Green house mode"
3T		172,400	508,431	-3.1	5.0	8.0	0.5	0.0	90.0	"Green house mode"
3U		172,412	508,418	-3.2	5.0	8.0	0.5	0.0	90.0	"Green house mode"
3V		172,428	508,402	-3.8	5.0	8.0	0.5	0.0	90.0	"Green house mode"
3W		172,441	508,390	-4.0	5.0	8.0	0.5	0.0	90.0	"Green house mode"
3X		172,207	509,332	-2.6	5.0	8.0	0.5	0.0	90.0	"Green house mode"
3Y		172,137	508,775	-4.3	5.0	8.0	0.5	0.0	90.0	"Green house mode"
3Z		172,131	508,771	-4.4	5.0	8.0	0.5	0.0	90.0	"Green house mode"
-A		172,637	508,957	-3.9	5.0	8.0	0.5	0.0	90.0	"Green house mode"
A		175,055	505,784	-5.0	5.0	8.0	0.5	0.0	90.0	"Green house mode"
•A		172,028	509,208	-1.3	5.0	8.0	0.5	0.0	90.0	"Green house mode"
aA		174,876	505,739	-6.0	5.0	8.0	0.5	0.0	90.0	"Green house mode"
AA		175,436	505,897	-5.0	5.0	8.0	0.5	0.0	90.0	"Green house mode"
ªA		172,682	508,893	-3.6	5.0	8.0	0.5	0.0	90.0	"Green house mode"
ÁA		172,524	509,123	-3.0	5.0	8.0	0.5	0.0	90.0	"Green house mode"
AA		172,273	509,647	-0.7	5.0	8.0	0.5	0.0	90.0	"Green house mode"
ÁÁ		172,333	509,045	-3.0	5.0	8.0	0.5	0.0	90.0	"Green house mode"
AA		171,885	509,599	-5.0	5.0	8.0	0.5	0.0	90.0	"Green house mode"
ÁÁ		172,266	509,695	-1.8	5.0	8.0	0.5	0.0	90.0	"Green house mode"
ÁÁ		171,999	508,956	-3.9	5.0	8.0	0.5	0.0	90.0	"Green house mode"
AB		175,430	505,887	-5.1	5.0	8.0	0.5	0.0	90.0	"Green house mode"
aB		174,876	505,745	-6.0	5.0	8.0	0.5	0.0	90.0	"Green house mode"
ªB		172,738	508,937	-2.2	5.0	8.0	0.5	0.0	90.0	"Green house mode"
ÁB		172,593	509,181	-1.4	5.0	8.0	0.5	0.0	90.0	"Green house mode"
ÁB		172,270	509,655	-1.0	5.0	8.0	0.5	0.0	90.0	"Green house mode"
ÁB		171,999	508,571	-5.0	5.0	8.0	0.5	0.0	90.0	"Green house mode"
ÁB		171,876	509,576	-5.9	5.0	8.0	0.5	0.0	90.0	"Green house mode"
ÁB		172,278	509,718	-2.2	5.0	8.0	0.5	0.0	90.0	"Green house mode"
ÁB		171,935	508,980	-3.6	5.0	8.0	0.5	0.0	90.0	"Green house mode"
aC		176,167	505,764	-6.0	5.0	8.0	0.5	0.0	90.0	"Green house mode"
AC		175,426	505,877	-5.5	5.0	8.0	0.5	0.0	90.0	"Green house mode"
ªC		172,710	508,885	-3.0	5.0	8.0	0.5	0.0	90.0	"Green house mode"
ÁC		172,510	509,133	-3.0	5.0	8.0	0.5	0.0	90.0	"Green house mode"
ÁC		172,266	509,664	-1.4	5.0	8.0	0.5	0.0	90.0	"Green house mode"
ÁC		171,862	508,781	-1.6	5.0	8.0	0.5	0.0	90.0	"Green house mode"
ÁC		172,038	508,977	-3.7	5.0	8.0	0.5	0.0	90.0	"Green house mode"
ÁC		172,259	509,693	-2.1	5.0	8.0	0.5	0.0	90.0	"Green house mode"
ÁC		172,003	508,951	-3.8	5.0	8.0	0.5	0.0	90.0	"Green house mode"
aD		177,362	508,093	-3.5	5.0	8.0	0.5	0.0	90.0	"Green house mode"

To be continued on next page...

SHADOW - Main Result

Calculation: Windplan Blauw - Cumulatie alle inrichtingen

...continued from previous page

No.	Name	X (east)	Y (north)	Z	Width	Height	Height a.g.l.	Degrees from south cw	Slope of window	Direction mode
				[m]	[m]	[m]	[m]	[°]	[°]	
AD		175,421	505,867	-5.8	5.0	8.0	0.5	0.0	90.0	"Green house mode"
^a D		172,738	508,932	-2.3	5.0	8.0	0.5	0.0	90.0	"Green house mode"
ÁD		172,592	509,170	-2.1	5.0	8.0	0.5	0.0	90.0	"Green house mode"
ÂD		172,264	509,672	-1.7	5.0	8.0	0.5	0.0	90.0	"Green house mode"
ÃD		171,771	509,151	-3.9	5.0	8.0	0.5	0.0	90.0	"Green house mode"
ÄD		172,170	509,061	-3.8	5.0	8.0	0.5	0.0	90.0	"Green house mode"
ÅD		172,212	509,675	-4.0	5.0	8.0	0.5	0.0	90.0	"Green house mode"
ÄD		171,939	508,975	-3.7	5.0	8.0	0.5	0.0	90.0	"Green house mode"
aE		175,557	505,839	-5.9	5.0	8.0	0.5	0.0	90.0	"Green house mode"
AE		175,415	505,857	-6.0	5.0	8.0	0.5	0.0	90.0	"Green house mode"
^a E		172,707	508,879	-3.0	5.0	8.0	0.5	0.0	90.0	"Green house mode"
ÁE		172,467	509,166	-3.0	5.0	8.0	0.5	0.0	90.0	"Green house mode"
ÂE		172,309	508,170	-4.0	5.0	8.0	0.5	0.0	90.0	"Green house mode"
ÃE		172,208	509,300	-2.0	5.0	8.0	0.5	0.0	90.0	"Green house mode"
ÄE		171,868	508,877	-2.0	5.0	8.0	0.5	0.0	90.0	"Green house mode"
ÅE		172,261	509,714	-2.1	5.0	8.0	0.5	0.0	90.0	"Green house mode"
ÄE		172,012	508,933	-3.4	5.0	8.0	0.5	0.0	90.0	"Green house mode"
ÆA		172,410	509,206	-2.8	5.0	8.0	0.5	0.0	90.0	"Green house mode"
ÆB		171,797	509,322	-3.0	5.0	8.0	0.5	0.0	90.0	"Green house mode"
ÆC		172,215	508,423	-4.0	5.0	8.0	0.5	0.0	90.0	"Green house mode"
ÆD		171,630	509,166	-1.7	5.0	8.0	0.5	0.0	90.0	"Green house mode"
ÆE		172,402	508,840	-2.2	5.0	8.0	0.5	0.0	90.0	"Green house mode"
ÆF		171,802	509,173	-4.0	5.0	8.0	0.5	0.0	90.0	"Green house mode"
ÆG		172,354	508,484	-4.0	5.0	8.0	0.5	0.0	90.0	"Green house mode"
ÆH		172,377	508,474	-3.7	5.0	8.0	0.5	0.0	90.0	"Green house mode"
ÆI		172,356	508,490	-4.0	5.0	8.0	0.5	0.0	90.0	"Green house mode"
ÆJ		172,386	508,493	-3.8	5.0	8.0	0.5	0.0	90.0	"Green house mode"
ÆK		172,389	508,498	-3.8	5.0	8.0	0.5	0.0	90.0	"Green house mode"
ÆL		172,204	509,294	-2.0	5.0	8.0	0.5	0.0	90.0	"Green house mode"
ÆM		172,440	509,148	-3.0	5.0	8.0	0.5	0.0	90.0	"Green house mode"
ÆN		172,627	508,988	-3.5	5.0	8.0	0.5	0.0	90.0	"Green house mode"
ÆO		172,473	509,205	-3.0	5.0	8.0	0.5	0.0	90.0	"Green house mode"
ÆP		172,686	508,973	-3.4	5.0	8.0	0.5	0.0	90.0	"Green house mode"
ÆQ		172,713	508,814	-3.8	5.0	8.0	0.5	0.0	90.0	"Green house mode"
ÆR		172,492	508,620	-2.9	5.0	8.0	0.5	0.0	90.0	"Green house mode"
ÆS		172,215	509,539	-2.1	5.0	8.0	0.5	0.0	90.0	"Green house mode"
ÆT		171,949	509,411	-3.3	5.0	8.0	0.5	0.0	90.0	"Green house mode"
ÆU		172,633	508,665	-3.1	5.0	8.0	0.5	0.0	90.0	"Green house mode"
ÆV		172,187	509,491	-3.0	5.0	8.0	0.5	0.0	90.0	"Green house mode"
ÆW		172,369	508,169	-4.0	5.0	8.0	0.5	0.0	90.0	"Green house mode"
ÆX		172,179	508,082	-4.0	5.0	8.0	0.5	0.0	90.0	"Green house mode"
ÆY		172,020	509,058	-3.0	5.0	8.0	0.5	0.0	90.0	"Green house mode"
ÆZ		172,326	509,491	-4.0	5.0	8.0	0.5	0.0	90.0	"Green house mode"
AF		175,410	505,847	-5.8	5.0	8.0	0.5	0.0	90.0	"Green house mode"
aF		175,048	505,716	-5.1	5.0	8.0	0.5	0.0	90.0	"Green house mode"
^a F		172,738	508,925	-2.5	5.0	8.0	0.5	0.0	90.0	"Green house mode"
ÁF		172,462	509,161	-3.0	5.0	8.0	0.5	0.0	90.0	"Green house mode"
ÂF		172,304	508,173	-4.0	5.0	8.0	0.5	0.0	90.0	"Green house mode"
ÃF		172,338	509,590	-1.9	5.0	8.0	0.5	0.0	90.0	"Green house mode"
ÄF		172,289	509,590	-1.0	5.0	8.0	0.5	0.0	90.0	"Green house mode"
ÅF		172,206	509,673	-3.8	5.0	8.0	0.5	0.0	90.0	"Green house mode"
ÄF		171,941	508,967	-3.7	5.0	8.0	0.5	0.0	90.0	"Green house mode"
aG		175,053	505,714	-5.0	5.0	8.0	0.5	0.0	90.0	"Green house mode"
AG		175,405	505,836	-5.5	5.0	8.0	0.5	0.0	90.0	"Green house mode"
^a G		172,703	508,874	-3.0	5.0	8.0	0.5	0.0	90.0	"Green house mode"
ÁG		172,400	508,349	-4.0	5.0	8.0	0.5	0.0	90.0	"Green house mode"
ÂG		172,300	508,176	-4.0	5.0	8.0	0.5	0.0	90.0	"Green house mode"
ÃG		172,444	509,144	-3.0	5.0	8.0	0.5	0.0	90.0	"Green house mode"
ÄG		172,208	508,577	-4.3	5.0	8.0	0.5	0.0	90.0	"Green house mode"
ÅG		172,229	509,705	-2.7	5.0	8.0	0.5	0.0	90.0	"Green house mode"
ÄG		172,019	508,937	-3.2	5.0	8.0	0.5	0.0	90.0	"Green house mode"
AH		175,400	505,826	-5.2	5.0	8.0	0.5	0.0	90.0	"Green house mode"
aH		175,093	505,694	-5.6	5.0	8.0	0.5	0.0	90.0	"Green house mode"
^a H		172,735	508,919	-2.7	5.0	8.0	0.5	0.0	90.0	"Green house mode"

To be continued on next page...

SHADOW - Main Result

Calculation: Windplan Blauw - Cumulatie alle inrichtingen

...continued from previous page

No.	Name	X (east)	Y (north)	Z	Width	Height	Height a.g.l.	Degrees from south cw	Slope of window	Direction mode
		[m]	[m]	[m]	[m]	[m]	[m]	[°]	[°]	
ÅH		172,058	508,695	-5.0	5.0	8.0	0.5	0.0	90.0	"Green house mode"
ÅH		172,296	508,179	-4.0	5.0	8.0	0.5	0.0	90.0	"Green house mode"
ÅH		172,718	508,672	-3.1	5.0	8.0	0.5	0.0	90.0	"Green house mode"
ÅH		172,148	508,442	-4.0	5.0	8.0	0.5	0.0	90.0	"Green house mode"
ÅH		172,194	509,669	-3.5	5.0	8.0	0.5	0.0	90.0	"Green house mode"
ÅH		171,945	508,961	-3.7	5.0	8.0	0.5	0.0	90.0	"Green house mode"
AI		175,395	505,817	-5.1	5.0	8.0	0.5	0.0	90.0	"Green house mode"
aI		175,099	505,691	-5.5	5.0	8.0	0.5	0.0	90.0	"Green house mode"
ªI		172,700	508,869	-3.1	5.0	8.0	0.5	0.0	90.0	"Green house mode"
ÅI		172,327	508,594	-4.0	5.0	8.0	0.5	0.0	90.0	"Green house mode"
ÅI		172,292	508,182	-4.0	5.0	8.0	0.5	0.0	90.0	"Green house mode"
ÅI		172,663	508,852	-3.9	5.0	8.0	0.5	0.0	90.0	"Green house mode"
ÅI		172,254	508,599	-4.0	5.0	8.0	0.5	0.0	90.0	"Green house mode"
ÅI		172,219	509,702	-3.1	5.0	8.0	0.5	0.0	90.0	"Green house mode"
ÅI		172,025	508,941	-3.1	5.0	8.0	0.5	0.0	90.0	"Green house mode"
aJ		174,977	505,572	-5.8	5.0	8.0	0.5	0.0	90.0	"Green house mode"
AJ		175,369	505,766	-5.6	5.0	8.0	0.5	0.0	90.0	"Green house mode"
ªJ		172,732	508,914	-2.9	5.0	8.0	0.5	0.0	90.0	"Green house mode"
ÅJ		171,891	509,505	-4.1	5.0	8.0	0.5	0.0	90.0	"Green house mode"
ÅJ		172,287	508,185	-4.1	5.0	8.0	0.5	0.0	90.0	"Green house mode"
ÅJ		172,016	509,216	-1.3	5.0	8.0	0.5	0.0	90.0	"Green house mode"
ÅJ		171,898	508,953	-3.2	5.0	8.0	0.5	0.0	90.0	"Green house mode"
ÅJ		172,075	509,625	-2.8	5.0	8.0	0.5	0.0	90.0	"Green house mode"
ÅJ		171,951	508,956	-3.6	5.0	8.0	0.5	0.0	90.0	"Green house mode"
aK		174,971	505,572	-5.8	5.0	8.0	0.5	0.0	90.0	"Green house mode"
AK		175,364	505,757	-5.8	5.0	8.0	0.5	0.0	90.0	"Green house mode"
ªK		172,731	508,870	-3.0	5.0	8.0	0.5	0.0	90.0	"Green house mode"
ÅK		172,544	508,372	-3.8	5.0	8.0	0.5	0.0	90.0	"Green house mode"
ÅK		171,799	508,810	-1.8	5.0	8.0	0.5	0.0	90.0	"Green house mode"
ÅK		172,472	509,191	-3.0	5.0	8.0	0.5	0.0	90.0	"Green house mode"
ÅK		171,927	509,052	-3.0	5.0	8.0	0.5	0.0	90.0	"Green house mode"
ÅK		172,207	509,698	-3.4	5.0	8.0	0.5	0.0	90.0	"Green house mode"
ÅK		172,031	508,945	-3.2	5.0	8.0	0.5	0.0	90.0	"Green house mode"
aL		174,966	505,571	-5.8	5.0	8.0	0.5	0.0	90.0	"Green house mode"
AL		175,359	505,746	-6.0	5.0	8.0	0.5	0.0	90.0	"Green house mode"
ªL		172,729	508,910	-3.0	5.0	8.0	0.5	0.0	90.0	"Green house mode"
ÅL		172,050	508,315	-3.6	5.0	8.0	0.5	0.0	90.0	"Green house mode"
ÅL		171,807	508,796	-1.4	5.0	8.0	0.5	0.0	90.0	"Green house mode"
ÅL		172,681	508,977	-3.2	5.0	8.0	0.5	0.0	90.0	"Green house mode"
ÅL		171,963	509,013	-3.6	5.0	8.0	0.5	0.0	90.0	"Green house mode"
ÅL		172,053	509,627	-3.0	5.0	8.0	0.5	0.0	90.0	"Green house mode"
ÅL		172,094	509,264	-2.0	5.0	8.0	0.5	0.0	90.0	"Green house mode"
aM		174,961	505,570	-5.8	5.0	8.0	0.5	0.0	90.0	"Green house mode"
AM		175,354	505,736	-6.0	5.0	8.0	0.5	0.0	90.0	"Green house mode"
ªM		172,736	508,866	-3.0	5.0	8.0	0.5	0.0	90.0	"Green house mode"
ÅM		172,327	508,198	-4.0	5.0	8.0	0.5	0.0	90.0	"Green house mode"
ÅM		171,848	508,761	-1.3	5.0	8.0	0.5	0.0	90.0	"Green house mode"
ÅM		172,751	508,809	-3.0	5.0	8.0	0.5	0.0	90.0	"Green house mode"
ÅM		171,921	509,049	-3.0	5.0	8.0	0.5	0.0	90.0	"Green house mode"
ÅM		172,195	509,694	-3.3	5.0	8.0	0.5	0.0	90.0	"Green house mode"
ÅM		172,028	509,505	-3.9	5.0	8.0	0.5	0.0	90.0	"Green house mode"
AN		175,349	505,726	-6.0	5.0	8.0	0.5	0.0	90.0	"Green house mode"
aN		174,955	505,571	-5.9	5.0	8.0	0.5	0.0	90.0	"Green house mode"
ªN		171,879	509,553	-5.6	5.0	8.0	0.5	0.0	90.0	"Green house mode"
ÅN		172,293	508,052	-4.7	5.0	8.0	0.5	0.0	90.0	"Green house mode"
ÅN		171,789	508,826	-1.9	5.0	8.0	0.5	0.0	90.0	"Green house mode"
ÅN		172,254	509,501	-3.8	5.0	8.0	0.5	0.0	90.0	"Green house mode"
ÅN		171,966	509,008	-3.7	5.0	8.0	0.5	0.0	90.0	"Green house mode"
ÅN		172,028	509,641	-3.8	5.0	8.0	0.5	0.0	90.0	"Green house mode"
ÅN		172,455	508,288	-3.9	5.0	8.0	0.5	0.0	90.0	"Green house mode"
AO		175,343	505,716	-6.0	5.0	8.0	0.5	0.0	90.0	"Green house mode"
aO		174,950	505,570	-5.9	5.0	8.0	0.5	0.0	90.0	"Green house mode"
ªO		171,884	509,531	-4.7	5.0	8.0	0.5	0.0	90.0	"Green house mode"
ÅO		171,983	509,097	-3.0	5.0	8.0	0.5	0.0	90.0	"Green house mode"

To be continued on next page...

SHADOW - Main Result

Calculation: Windplan Blauw - Cumulatie alle inrichtingen

...continued from previous page

No.	Name	X (east)	Y (north)	Z	Width	Height	Height a.g.l.	Degrees from south cw	Slope of window	Direction mode
		[m]	[m]	[m]	[m]	[m]	[m]	[°]	[°]	
ÅO		171,848	508,746	-1.3	5.0	8.0	0.5	0.0	90.0	"Green house mode"
ÅO		172,201	509,631	-2.9	5.0	8.0	0.5	0.0	90.0	"Green house mode"
ÅO		171,969	509,002	-3.9	5.0	8.0	0.5	0.0	90.0	"Green house mode"
ÅO		172,183	509,691	-3.1	5.0	8.0	0.5	0.0	90.0	"Green house mode"
ÅO		172,163	508,202	-4.4	5.0	8.0	0.5	0.0	90.0	"Green house mode"
AP		175,338	505,706	-6.0	5.0	8.0	0.5	0.0	90.0	"Green house mode"
aP		174,944	505,569	-6.0	5.0	8.0	0.5	0.0	90.0	"Green house mode"
ªP		171,894	509,493	-3.9	5.0	8.0	0.5	0.0	90.0	"Green house mode"
ÁP		172,278	508,886	-3.5	5.0	8.0	0.5	0.0	90.0	"Green house mode"
ÂP		171,850	508,738	-1.6	5.0	8.0	0.5	0.0	90.0	"Green house mode"
ÏP		172,719	508,714	-3.8	5.0	8.0	0.5	0.0	90.0	"Green house mode"
ÄP		171,901	509,034	-3.0	5.0	8.0	0.5	0.0	90.0	"Green house mode"
ÅP		172,007	509,643	-4.4	5.0	8.0	0.5	0.0	90.0	"Green house mode"
ÂP		172,356	508,210	-4.4	5.0	8.0	0.5	0.0	90.0	"Green house mode"
AQ		175,333	505,695	-6.0	5.0	8.0	0.5	0.0	90.0	"Green house mode"
aQ		174,928	505,568	-6.0	5.0	8.0	0.5	0.0	90.0	"Green house mode"
ªQ		171,897	509,480	-4.0	5.0	8.0	0.5	0.0	90.0	"Green house mode"
ÁQ		172,045	508,762	-4.7	5.0	8.0	0.5	0.0	90.0	"Green house mode"
ÂQ		171,856	508,725	-2.3	5.0	8.0	0.5	0.0	90.0	"Green house mode"
ÏQ		172,520	508,944	-3.3	5.0	8.0	0.5	0.0	90.0	"Green house mode"
ÄQ		171,973	508,998	-4.0	5.0	8.0	0.5	0.0	90.0	"Green house mode"
ÅQ		172,173	509,689	-3.0	5.0	8.0	0.5	0.0	90.0	"Green house mode"
ÂQ		172,388	509,302	-2.1	5.0	8.0	0.5	0.0	90.0	"Green house mode"
AR		175,328	505,685	-6.0	5.0	8.0	0.5	0.0	90.0	"Green house mode"
aR		174,923	505,567	-6.0	5.0	8.0	0.5	0.0	90.0	"Green house mode"
ªR		171,900	509,468	-4.2	5.0	8.0	0.5	0.0	90.0	"Green house mode"
ÁR		172,170	508,326	-4.2	5.0	8.0	0.5	0.0	90.0	"Green house mode"
ÂR		171,858	508,719	-2.6	5.0	8.0	0.5	0.0	90.0	"Green house mode"
ÏR		172,496	508,886	-2.8	5.0	8.0	0.5	0.0	90.0	"Green house mode"
ÄR		171,905	509,028	-3.0	5.0	8.0	0.5	0.0	90.0	"Green house mode"
ÅR		171,985	509,638	-5.0	5.0	8.0	0.5	0.0	90.0	"Green house mode"
ÂR		172,258	508,205	-4.9	5.0	8.0	0.5	0.0	90.0	"Green house mode"
aS		174,918	505,566	-6.0	5.0	8.0	0.5	0.0	90.0	"Green house mode"
AS		175,323	505,675	-6.0	5.0	8.0	0.5	0.0	90.0	"Green house mode"
ªS		171,903	509,456	-4.3	5.0	8.0	0.5	0.0	90.0	"Green house mode"
ÁS		172,427	508,707	-4.3	5.0	8.0	0.5	0.0	90.0	"Green house mode"
ÂS		171,867	508,707	-3.4	5.0	8.0	0.5	0.0	90.0	"Green house mode"
ÏS		172,557	508,885	-3.7	5.0	8.0	0.5	0.0	90.0	"Green house mode"
ÄS		171,976	508,993	-4.0	5.0	8.0	0.5	0.0	90.0	"Green house mode"
ÅS		172,160	509,684	-2.6	5.0	8.0	0.5	0.0	90.0	"Green house mode"
ÂS		172,206	508,202	-4.9	5.0	8.0	0.5	0.0	90.0	"Green house mode"
AT		174,950	505,838	-4.4	5.0	8.0	0.5	0.0	90.0	"Green house mode"
aT		174,912	505,566	-6.0	5.0	8.0	0.5	0.0	90.0	"Green house mode"
ªT		172,318	508,988	-3.0	5.0	8.0	0.5	0.0	90.0	"Green house mode"
ÁT		172,521	509,275	-3.7	5.0	8.0	0.5	0.0	90.0	"Green house mode"
ÂT		171,870	508,702	-3.6	5.0	8.0	0.5	0.0	90.0	"Green house mode"
ÏT		172,556	508,796	-3.3	5.0	8.0	0.5	0.0	90.0	"Green house mode"
ÄT		171,909	509,022	-3.0	5.0	8.0	0.5	0.0	90.0	"Green house mode"
ÅT		171,964	509,632	-5.0	5.0	8.0	0.5	0.0	90.0	"Green house mode"
ÂT		171,967	509,299	-2.7	5.0	8.0	0.5	0.0	90.0	"Green house mode"
aU		174,907	505,565	-6.0	5.0	8.0	0.5	0.0	90.0	"Green house mode"
AU		175,114	505,753	-5.0	5.0	8.0	0.5	0.0	90.0	"Green house mode"
ªU		172,042	508,281	-4.0	5.0	8.0	0.5	0.0	90.0	"Green house mode"
ÁU		172,159	508,398	-4.0	5.0	8.0	0.5	0.0	90.0	"Green house mode"
ÂU		171,881	508,691	-4.1	5.0	8.0	0.5	0.0	90.0	"Green house mode"
ÏU		172,288	509,701	-1.4	5.0	8.0	0.5	0.0	90.0	"Green house mode"
ÄU		171,913	509,016	-3.0	5.0	8.0	0.5	0.0	90.0	"Green house mode"
ÅU		172,152	509,680	-2.4	5.0	8.0	0.5	0.0	90.0	"Green house mode"
ÂU		172,181	509,348	-2.4	5.0	8.0	0.5	0.0	90.0	"Green house mode"
AV		175,108	505,756	-5.0	5.0	8.0	0.5	0.0	90.0	"Green house mode"
aV		174,902	505,564	-6.0	5.0	8.0	0.5	0.0	90.0	"Green house mode"
ªV		172,028	508,259	-4.0	5.0	8.0	0.5	0.0	90.0	"Green house mode"
ÁV		171,904	509,613	-4.2	5.0	8.0	0.5	0.0	90.0	"Green house mode"
ÂV		171,887	508,686	-4.2	5.0	8.0	0.5	0.0	90.0	"Green house mode"

To be continued on next page...

SHADOW - Main Result

Calculation: Windplan Blauw - Cumulatie alle inrichtingen

...continued from previous page

No.	Name	X (east)	Y (north)	Z	Width	Height	Height a.g.l.	Degrees from south cw	Slope of window	Direction mode
		[m]	[m]	[m]	[m]	[m]	[m]	[°]	[°]	
ÅV		172,306	509,726	-2.5	5.0	8.0	0.5	0.0	90.0	"Green house mode"
ÅV		171,988	508,972	-4.0	5.0	8.0	0.5	0.0	90.0	"Green house mode"
ÅV		171,944	509,627	-4.9	5.0	8.0	0.5	0.0	90.0	"Green house mode"
ÅV		172,281	508,306	-4.0	5.0	8.0	0.5	0.0	90.0	"Green house mode"
aW		174,896	505,564	-6.2	5.0	8.0	0.5	0.0	90.0	"Green house mode"
AW		175,045	505,986	-5.8	5.0	8.0	0.5	0.0	90.0	"Green house mode"
aW		172,023	508,263	-4.1	5.0	8.0	0.5	0.0	90.0	"Green house mode"
ÅW		171,916	509,045	-3.0	5.0	8.0	0.5	0.0	90.0	"Green house mode"
ÅW		171,897	508,677	-4.1	5.0	8.0	0.5	0.0	90.0	"Green house mode"
ÅW		172,282	509,696	-1.2	5.0	8.0	0.5	0.0	90.0	"Green house mode"
ÅW		171,917	509,010	-3.1	5.0	8.0	0.5	0.0	90.0	"Green house mode"
ÅW		172,144	509,677	-2.3	5.0	8.0	0.5	0.0	90.0	"Green house mode"
ÅW		172,317	508,279	-4.2	5.0	8.0	0.5	0.0	90.0	"Green house mode"
aX		174,891	505,563	-6.3	5.0	8.0	0.5	0.0	90.0	"Green house mode"
AX		175,045	505,986	-5.8	5.0	8.0	0.5	0.0	90.0	"Green house mode"
aX		172,018	508,266	-4.3	5.0	8.0	0.5	0.0	90.0	"Green house mode"
ÅX		172,542	509,114	-2.9	5.0	8.0	0.5	0.0	90.0	"Green house mode"
ÅX		171,907	508,627	-3.6	5.0	8.0	0.5	0.0	90.0	"Green house mode"
ÅX		172,296	509,723	-2.4	5.0	8.0	0.5	0.0	90.0	"Green house mode"
ÅX		171,992	508,967	-4.0	5.0	8.0	0.5	0.0	90.0	"Green house mode"
ÅX		171,924	509,622	-4.5	5.0	8.0	0.5	0.0	90.0	"Green house mode"
ÅX		172,407	509,299	-2.0	5.0	8.0	0.5	0.0	90.0	"Green house mode"
AY		175,055	506,006	-6.0	5.0	8.0	0.5	0.0	90.0	"Green house mode"
aY		175,048	505,537	-5.1	5.0	8.0	0.5	0.0	90.0	"Green house mode"
aY		172,014	508,271	-4.4	5.0	8.0	0.5	0.0	90.0	"Green house mode"
ÅY		172,380	508,479	-3.7	5.0	8.0	0.5	0.0	90.0	"Green house mode"
ÅY		171,918	508,612	-4.1	5.0	8.0	0.5	0.0	90.0	"Green house mode"
ÅY		172,276	509,694	-1.4	5.0	8.0	0.5	0.0	90.0	"Green house mode"
ÅY		171,995	508,961	-4.0	5.0	8.0	0.5	0.0	90.0	"Green house mode"
ÅY		172,131	509,668	-2.4	5.0	8.0	0.5	0.0	90.0	"Green house mode"
ÅY		172,131	508,074	-1.8	5.0	8.0	0.5	0.0	90.0	"Green house mode"
AZ		175,051	505,999	-6.0	5.0	8.0	0.5	0.0	90.0	"Green house mode"
aZ		174,939	505,568	-6.0	5.0	8.0	0.5	0.0	90.0	"Green house mode"
aZ		172,010	508,274	-4.5	5.0	8.0	0.5	0.0	90.0	"Green house mode"
ÅZ		172,501	509,145	-3.0	5.0	8.0	0.5	0.0	90.0	"Green house mode"
ÅZ		171,926	508,597	-4.3	5.0	8.0	0.5	0.0	90.0	"Green house mode"
ÅZ		172,286	509,721	-2.3	5.0	8.0	0.5	0.0	90.0	"Green house mode"
ÅZ		171,930	508,986	-3.5	5.0	8.0	0.5	0.0	90.0	"Green house mode"
ÅZ		172,114	509,658	-2.7	5.0	8.0	0.5	0.0	90.0	"Green house mode"
ÅZ		172,446	508,669	-4.2	5.0	8.0	0.5	0.0	90.0	"Green house mode"
-B		172,655	508,945	-3.9	5.0	8.0	0.5	0.0	90.0	"Green house mode"
B		175,062	505,782	-5.0	5.0	8.0	0.5	0.0	90.0	"Green house mode"
•B		172,303	508,666	-3.9	5.0	8.0	0.5	0.0	90.0	"Green house mode"
bA		175,077	505,540	-5.0	5.0	8.0	0.5	0.0	90.0	"Green house mode"
BA		175,076	506,051	-6.3	5.0	8.0	0.5	0.0	90.0	"Green house mode"
BB		175,426	508,748	-4.2	5.0	8.0	0.5	0.0	90.0	"Green house mode"
bB		175,116	505,580	-5.0	5.0	8.0	0.5	0.0	90.0	"Green house mode"
bC		175,109	505,582	-5.0	5.0	8.0	0.5	0.0	90.0	"Green house mode"
BC		175,067	506,023	-6.2	5.0	8.0	0.5	0.0	90.0	"Green house mode"
bD		175,102	505,581	-5.0	5.0	8.0	0.5	0.0	90.0	"Green house mode"
BD		175,063	506,017	-6.1	5.0	8.0	0.5	0.0	90.0	"Green house mode"
BE		172,085	506,187	-3.7	5.0	8.0	0.5	0.0	90.0	"Green house mode"
bE		175,096	505,580	-5.0	5.0	8.0	0.5	0.0	90.0	"Green house mode"
bF		175,089	505,579	-5.1	5.0	8.0	0.5	0.0	90.0	"Green house mode"
BF		174,956	505,842	-4.5	5.0	8.0	0.5	0.0	90.0	"Green house mode"
bG		175,083	505,579	-5.2	5.0	8.0	0.5	0.0	90.0	"Green house mode"
BG		175,090	505,764	-5.0	5.0	8.0	0.5	0.0	90.0	"Green house mode"
BH		175,096	505,761	-5.0	5.0	8.0	0.5	0.0	90.0	"Green house mode"
bH		175,075	505,578	-5.4	5.0	8.0	0.5	0.0	90.0	"Green house mode"
bI		175,069	505,578	-5.5	5.0	8.0	0.5	0.0	90.0	"Green house mode"
BI		175,260	505,879	-5.8	5.0	8.0	0.5	0.0	90.0	"Green house mode"
bJ		175,047	505,576	-5.9	5.0	8.0	0.5	0.0	90.0	"Green house mode"
BJ		175,299	505,857	-5.0	5.0	8.0	0.5	0.0	90.0	"Green house mode"
BK		175,025	505,879	-5.2	5.0	8.0	0.5	0.0	90.0	"Green house mode"

To be continued on next page...

SHADOW - Main Result

Calculation: Windplan Blauw - Cumulatie alle inrichtingen

...continued from previous page

No.	Name	X (east)	Y (north)	Z	Width	Height	Height a.g.l.	Degrees from south cw	Slope of window	Direction mode
		[m]	[m]	[m]	[m]	[m]	[m]	[°]	[°]	
bK		175,040	505,575	-5.9	5.0	8.0	0.5	0.0	90.0	"Green house mode"
bL		175,033	505,574	-5.9	5.0	8.0	0.5	0.0	90.0	"Green house mode"
BL		175,072	505,773	-5.0	5.0	8.0	0.5	0.0	90.0	"Green house mode"
bM		175,027	505,574	-5.9	5.0	8.0	0.5	0.0	90.0	"Green house mode"
BM		175,078	505,770	-5.0	5.0	8.0	0.5	0.0	90.0	"Green house mode"
BN		175,506	505,675	-6.0	5.0	8.0	0.5	0.0	90.0	"Green house mode"
bN		175,020	505,573	-6.0	5.0	8.0	0.5	0.0	90.0	"Green house mode"
bO		175,012	505,572	-6.0	5.0	8.0	0.5	0.0	90.0	"Green house mode"
BO		175,533	505,663	-5.3	5.0	8.0	0.5	0.0	90.0	"Green house mode"
bP		175,007	505,571	-5.9	5.0	8.0	0.5	0.0	90.0	"Green house mode"
BP		175,499	505,659	-5.9	5.0	8.0	0.5	0.0	90.0	"Green house mode"
bQ		174,999	505,571	-5.9	5.0	8.0	0.5	0.0	90.0	"Green house mode"
BQ		175,495	505,646	-5.7	5.0	8.0	0.5	0.0	90.0	"Green house mode"
bR		175,062	505,538	-5.0	5.0	8.0	0.5	0.0	90.0	"Green house mode"
BR		175,493	505,641	-5.7	5.0	8.0	0.5	0.0	90.0	"Green house mode"
BS		175,491	505,636	-5.7	5.0	8.0	0.5	0.0	90.0	"Green house mode"
bS		174,950	505,763	-5.7	5.0	8.0	0.5	0.0	90.0	"Green house mode"
bT		174,954	505,760	-5.7	5.0	8.0	0.5	0.0	90.0	"Green house mode"
BT		175,488	505,631	-5.7	5.0	8.0	0.5	0.0	90.0	"Green house mode"
bU		174,981	506,024	-5.5	5.0	8.0	0.5	0.0	90.0	"Green house mode"
BU		175,486	505,626	-5.8	5.0	8.0	0.5	0.0	90.0	"Green house mode"
bV		174,985	506,021	-5.4	5.0	8.0	0.5	0.0	90.0	"Green house mode"
BV		175,483	505,621	-5.8	5.0	8.0	0.5	0.0	90.0	"Green house mode"
bW		174,990	506,018	-5.5	5.0	8.0	0.5	0.0	90.0	"Green house mode"
BW		175,481	505,616	-5.9	5.0	8.0	0.5	0.0	90.0	"Green house mode"
BX		175,479	505,611	-6.0	5.0	8.0	0.5	0.0	90.0	"Green house mode"
bX		174,995	506,016	-5.6	5.0	8.0	0.5	0.0	90.0	"Green house mode"
bY		174,999	506,013	-5.6	5.0	8.0	0.5	0.0	90.0	"Green house mode"
BY		174,975	505,823	-4.0	5.0	8.0	0.5	0.0	90.0	"Green house mode"
BZ		174,981	505,820	-4.1	5.0	8.0	0.5	0.0	90.0	"Green house mode"
bZ		175,004	506,010	-5.7	5.0	8.0	0.5	0.0	90.0	"Green house mode"
-C		172,049	509,287	-2.0	5.0	8.0	0.5	0.0	90.0	"Green house mode"
C		172,675	506,252	-5.0	5.0	8.0	0.5	0.0	90.0	"Green house mode"
•C		172,033	509,204	-1.4	5.0	8.0	0.5	0.0	90.0	"Green house mode"
cA		175,009	506,007	-5.7	5.0	8.0	0.5	0.0	90.0	"Green house mode"
CA		175,010	505,805	-4.3	5.0	8.0	0.5	0.0	90.0	"Green house mode"
ÇA		172,102	508,720	-4.0	5.0	8.0	0.5	0.0	90.0	"Green house mode"
CB		175,017	505,802	-4.2	5.0	8.0	0.5	0.0	90.0	"Green house mode"
cB		175,013	506,004	-5.7	5.0	8.0	0.5	0.0	90.0	"Green house mode"
ÇB		172,072	508,376	-5.0	5.0	8.0	0.5	0.0	90.0	"Green house mode"
cC		175,018	506,001	-5.7	5.0	8.0	0.5	0.0	90.0	"Green house mode"
CC		175,455	505,627	-5.4	5.0	8.0	0.5	0.0	90.0	"Green house mode"
ÇC		172,114	508,394	-4.4	5.0	8.0	0.5	0.0	90.0	"Green house mode"
CD		175,444	505,632	-5.1	5.0	8.0	0.5	0.0	90.0	"Green house mode"
cD		174,966	505,755	-5.5	5.0	8.0	0.5	0.0	90.0	"Green house mode"
ÇD		172,086	508,366	-4.7	5.0	8.0	0.5	0.0	90.0	"Green house mode"
CE		174,994	505,815	-4.3	5.0	8.0	0.5	0.0	90.0	"Green house mode"
cE		174,966	505,754	-5.5	5.0	8.0	0.5	0.0	90.0	"Green house mode"
ÇE		172,122	508,389	-4.4	5.0	8.0	0.5	0.0	90.0	"Green house mode"
CF		175,000	505,813	-4.3	5.0	8.0	0.5	0.0	90.0	"Green house mode"
cF		174,971	505,752	-5.5	5.0	8.0	0.5	0.0	90.0	"Green house mode"
ÇF		172,131	508,387	-4.2	5.0	8.0	0.5	0.0	90.0	"Green house mode"
cG		174,970	505,752	-5.5	5.0	8.0	0.5	0.0	90.0	"Green house mode"
CG		175,217	505,903	-5.6	5.0	8.0	0.5	0.0	90.0	"Green house mode"
ÇG		172,141	508,386	-4.0	5.0	8.0	0.5	0.0	90.0	"Green house mode"
cH		174,981	505,747	-5.5	5.0	8.0	0.5	0.0	90.0	"Green house mode"
CH		176,338	506,144	-5.0	5.0	8.0	0.5	0.0	90.0	"Green house mode"
ÇH		172,151	508,390	-4.0	5.0	8.0	0.5	0.0	90.0	"Green house mode"
cI		174,988	505,745	-5.5	5.0	8.0	0.5	0.0	90.0	"Green house mode"
CI		175,036	505,795	-4.6	5.0	8.0	0.5	0.0	90.0	"Green house mode"
ÇI		172,171	508,418	-4.0	5.0	8.0	0.5	0.0	90.0	"Green house mode"
CJ		175,029	505,798	-4.4	5.0	8.0	0.5	0.0	90.0	"Green house mode"
cJ		175,091	505,540	-5.0	5.0	8.0	0.5	0.0	90.0	"Green house mode"
ÇJ		172,175	508,424	-4.0	5.0	8.0	0.5	0.0	90.0	"Green house mode"

To be continued on next page...

SHADOW - Main Result

Calculation: Windplan Blauw - Cumulatie alle inrichtingen

...continued from previous page

No.	Name	X (east)	Y (north)	Z	Width	Height	Height a.g.l.	Degrees from south cw	Slope of window	Direction mode
		[m]	[m]	[m]	[m]	[m]	[m]	[°]	[°]	
CK		175,450	505,705	-5.0	5.0	8.0	0.5	0.0	90.0	"Green house mode"
cK		175,037	505,722	-5.2	5.0	8.0	0.5	0.0	90.0	"Green house mode"
ÇK		172,181	508,432	-4.0	5.0	8.0	0.5	0.0	90.0	"Green house mode"
cL		175,031	505,724	-5.2	5.0	8.0	0.5	0.0	90.0	"Green house mode"
CL		172,657	509,570	-3.2	5.0	8.0	0.5	0.0	90.0	"Green house mode"
ÇL		172,185	508,438	-4.0	5.0	8.0	0.5	0.0	90.0	"Green house mode"
cM		174,978	505,960	-5.0	5.0	8.0	0.5	0.0	90.0	"Green house mode"
CM		174,987	505,904	-5.0	5.0	8.0	0.5	0.0	90.0	"Green house mode"
ÇM		172,205	508,408	-4.0	5.0	8.0	0.5	0.0	90.0	"Green house mode"
cN		174,976	505,955	-5.0	5.0	8.0	0.5	0.0	90.0	"Green house mode"
CN		175,701	509,069	-3.5	5.0	8.0	0.5	0.0	90.0	"Green house mode"
ÇN		172,190	508,446	-4.0	5.0	8.0	0.5	0.0	90.0	"Green house mode"
CO		172,741	512,035	-2.9	5.0	8.0	0.5	0.0	90.0	"Green house mode"
cO		174,973	505,951	-5.0	5.0	8.0	0.5	0.0	90.0	"Green house mode"
ÇO		172,210	508,415	-4.0	5.0	8.0	0.5	0.0	90.0	"Green house mode"
CP		172,784	512,131	-4.9	5.0	8.0	0.5	0.0	90.0	"Green house mode"
cP		174,971	505,946	-5.0	5.0	8.0	0.5	0.0	90.0	"Green house mode"
ÇP		172,194	508,452	-4.0	5.0	8.0	0.5	0.0	90.0	"Green house mode"
CQ		172,755	511,986	-3.5	5.0	8.0	0.5	0.0	90.0	"Green house mode"
cQ		174,968	505,941	-5.0	5.0	8.0	0.5	0.0	90.0	"Green house mode"
ÇQ		172,169	509,067	-3.7	5.0	8.0	0.5	0.0	90.0	"Green house mode"
CR		172,835	511,695	-3.1	5.0	8.0	0.5	0.0	90.0	"Green house mode"
cR		174,966	505,936	-5.0	5.0	8.0	0.5	0.0	90.0	"Green house mode"
ÇR		172,289	509,182	-1.9	5.0	8.0	0.5	0.0	90.0	"Green house mode"
cS		174,963	505,931	-5.0	5.0	8.0	0.5	0.0	90.0	"Green house mode"
CS		173,019	511,284	-4.8	5.0	8.0	0.5	0.0	90.0	"Green house mode"
ÇS		172,313	509,512	-3.4	5.0	8.0	0.5	0.0	90.0	"Green house mode"
cT		174,961	505,926	-5.0	5.0	8.0	0.5	0.0	90.0	"Green house mode"
CT		172,979	511,166	-4.0	5.0	8.0	0.5	0.0	90.0	"Green house mode"
ÇT		172,281	508,606	-4.1	5.0	8.0	0.5	0.0	90.0	"Green house mode"
CU		173,085	510,780	-3.6	5.0	8.0	0.5	0.0	90.0	"Green house mode"
cU		174,959	505,922	-5.0	5.0	8.0	0.5	0.0	90.0	"Green house mode"
ÇU		172,098	509,312	-2.0	5.0	8.0	0.5	0.0	90.0	"Green house mode"
CV		172,944	510,309	-3.6	5.0	8.0	0.5	0.0	90.0	"Green house mode"
cV		174,956	505,917	-5.0	5.0	8.0	0.5	0.0	90.0	"Green house mode"
ÇV		172,538	508,025	1.5	5.0	8.0	0.5	0.0	90.0	"Green house mode"
cW		174,954	505,911	-5.0	5.0	8.0	0.5	0.0	90.0	"Green house mode"
CW		172,916	508,336	-3.6	5.0	8.0	0.5	0.0	90.0	"Green house mode"
ÇW		172,436	507,877	-2.8	5.0	8.0	0.5	0.0	90.0	"Green house mode"
cX		174,933	505,978	-5.0	5.0	8.0	0.5	0.0	90.0	"Green house mode"
CX		172,851	508,241	-2.5	5.0	8.0	0.5	0.0	90.0	"Green house mode"
ÇX		172,427	507,888	-2.5	5.0	8.0	0.5	0.0	90.0	"Green house mode"
cY		174,930	505,974	-4.9	5.0	8.0	0.5	0.0	90.0	"Green house mode"
CY		172,570	507,825	-4.4	5.0	8.0	0.5	0.0	90.0	"Green house mode"
ÇY		171,051	510,642	-3.4	5.0	8.0	0.5	0.0	90.0	"Green house mode"
CZ		172,527	507,760	-4.8	5.0	8.0	0.5	0.0	90.0	"Green house mode"
cZ		174,927	505,969	-4.9	5.0	8.0	0.5	0.0	90.0	"Green house mode"
ÇZ		171,360	506,653	-4.0	5.0	8.0	0.5	0.0	90.0	"Green house mode"
D		175,024	505,927	-5.0	5.0	8.0	0.5	0.0	90.0	"Green house mode"
-D		172,004	509,283	-2.1	5.0	8.0	0.5	0.0	90.0	"Green house mode"
•D		172,314	508,660	-4.0	5.0	8.0	0.5	0.0	90.0	"Green house mode"
dA		174,924	505,965	-4.8	5.0	8.0	0.5	0.0	90.0	"Green house mode"
DA		172,352	507,500	-5.0	5.0	8.0	0.5	0.0	90.0	"Green house mode"
dB		174,921	505,960	-4.7	5.0	8.0	0.5	0.0	90.0	"Green house mode"
DB		172,136	507,178	-5.2	5.0	8.0	0.5	0.0	90.0	"Green house mode"
DC		175,391	505,733	-6.0	5.0	8.0	0.5	0.0	90.0	"Green house mode"
dC		174,918	505,956	-4.6	5.0	8.0	0.5	0.0	90.0	"Green house mode"
DD		175,414	505,722	-5.4	5.0	8.0	0.5	0.0	90.0	"Green house mode"
dD		174,915	505,951	-4.4	5.0	8.0	0.5	0.0	90.0	"Green house mode"
dE		174,912	505,947	-4.4	5.0	8.0	0.5	0.0	90.0	"Green house mode"
DE		175,383	505,722	-6.0	5.0	8.0	0.5	0.0	90.0	"Green house mode"
dF		174,909	505,942	-4.4	5.0	8.0	0.5	0.0	90.0	"Green house mode"
DF		175,408	505,709	-5.6	5.0	8.0	0.5	0.0	90.0	"Green house mode"
DG		175,377	505,706	-6.0	5.0	8.0	0.5	0.0	90.0	"Green house mode"

To be continued on next page...

SHADOW - Main Result

Calculation: Windplan Blauw - Cumulatie alle inrichtingen

...continued from previous page

No.	Name	X (east)	Y (north)	Z	Width	Height	Height a.g.l.	Degrees from south cw	Slope of window	Direction mode
		[m]	[m]	[m]	[m]	[m]	[m]	[°]	[°]	
dG		174,906	505,938	-4.5	5.0	8.0	0.5	0.0	90.0	"Green house mode"
dH		174,903	505,933	-4.6	5.0	8.0	0.5	0.0	90.0	"Green house mode"
DH		175,370	505,691	-6.0	5.0	8.0	0.5	0.0	90.0	"Green house mode"
DI		175,394	505,681	-6.0	5.0	8.0	0.5	0.0	90.0	"Green house mode"
dI		174,896	505,922	-4.9	5.0	8.0	0.5	0.0	90.0	"Green house mode"
dJ		174,893	505,917	-5.0	5.0	8.0	0.5	0.0	90.0	"Green house mode"
DJ		175,365	505,679	-6.0	5.0	8.0	0.5	0.0	90.0	"Green house mode"
DK		175,388	505,669	-5.8	5.0	8.0	0.5	0.0	90.0	"Green house mode"
dK		174,889	505,913	-5.1	5.0	8.0	0.5	0.0	90.0	"Green house mode"
dL		174,887	505,909	-5.1	5.0	8.0	0.5	0.0	90.0	"Green house mode"
DL		175,360	505,667	-5.8	5.0	8.0	0.5	0.0	90.0	"Green house mode"
DM		175,383	505,657	-5.4	5.0	8.0	0.5	0.0	90.0	"Green house mode"
dM		174,884	505,904	-5.2	5.0	8.0	0.5	0.0	90.0	"Green house mode"
dN		174,881	505,900	-5.3	5.0	8.0	0.5	0.0	90.0	"Green house mode"
DN		175,377	505,647	-5.1	5.0	8.0	0.5	0.0	90.0	"Green house mode"
dO		174,878	505,895	-5.5	5.0	8.0	0.5	0.0	90.0	"Green house mode"
DO		175,355	505,658	-5.5	5.0	8.0	0.5	0.0	90.0	"Green house mode"
dP		174,874	505,891	-5.7	5.0	8.0	0.5	0.0	90.0	"Green house mode"
DP		175,353	505,652	-5.3	5.0	8.0	0.5	0.0	90.0	"Green house mode"
dQ		174,872	505,886	-5.7	5.0	8.0	0.5	0.0	90.0	"Green house mode"
DQ		175,350	505,648	-5.2	5.0	8.0	0.5	0.0	90.0	"Green house mode"
DR		175,348	505,643	-5.0	5.0	8.0	0.5	0.0	90.0	"Green house mode"
dR		174,868	505,882	-5.7	5.0	8.0	0.5	0.0	90.0	"Green house mode"
dS		174,865	505,877	-5.6	5.0	8.0	0.5	0.0	90.0	"Green house mode"
DS		175,346	505,638	-4.9	5.0	8.0	0.5	0.0	90.0	"Green house mode"
dT		174,862	505,873	-5.5	5.0	8.0	0.5	0.0	90.0	"Green house mode"
DT		175,343	505,633	-4.8	5.0	8.0	0.5	0.0	90.0	"Green house mode"
dU		174,883	505,868	-5.2	5.0	8.0	0.5	0.0	90.0	"Green house mode"
DU		174,974	505,605	-5.9	5.0	8.0	0.5	0.0	90.0	"Green house mode"
dV		174,888	505,865	-5.1	5.0	8.0	0.5	0.0	90.0	"Green house mode"
DV		175,003	505,595	-6.0	5.0	8.0	0.5	0.0	90.0	"Green house mode"
DW		174,969	505,604	-5.8	5.0	8.0	0.5	0.0	90.0	"Green house mode"
dW		174,893	505,863	-5.0	5.0	8.0	0.5	0.0	90.0	"Green house mode"
DX		175,003	505,601	-6.0	5.0	8.0	0.5	0.0	90.0	"Green house mode"
dX		174,897	505,861	-5.0	5.0	8.0	0.5	0.0	90.0	"Green house mode"
DY		174,963	505,603	-5.7	5.0	8.0	0.5	0.0	90.0	"Green house mode"
dY		174,902	505,858	-5.0	5.0	8.0	0.5	0.0	90.0	"Green house mode"
DZ		174,958	505,603	-5.6	5.0	8.0	0.5	0.0	90.0	"Green house mode"
dZ		174,907	505,856	-5.0	5.0	8.0	0.5	0.0	90.0	"Green house mode"
E		173,767	509,650	-5.1	5.0	8.0	0.5	0.0	90.0	"Green house mode"
-E		172,056	509,283	-2.0	5.0	8.0	0.5	0.0	90.0	"Green house mode"
•E		172,044	509,198	-1.5	5.0	8.0	0.5	0.0	90.0	"Green house mode"
EA		175,002	505,611	-6.0	5.0	8.0	0.5	0.0	90.0	"Green house mode"
eA		174,912	505,853	-5.0	5.0	8.0	0.5	0.0	90.0	"Green house mode"
ÉA		169,031	510,400	-5.0	5.0	8.0	0.5	0.0	90.0	"Green house mode"
ĚA		171,495	506,594	-4.3	5.0	8.0	0.5	0.0	90.0	"Green house mode"
ĚA		170,621	511,770	-3.0	5.0	8.0	0.5	0.0	90.0	"Green house mode"
ĚA		167,046	510,679	-4.1	5.0	8.0	0.5	0.0	90.0	"Green house mode"
eB		174,917	505,851	-4.9	5.0	8.0	0.5	0.0	90.0	"Green house mode"
EB		174,953	505,602	-5.5	5.0	8.0	0.5	0.0	90.0	"Green house mode"
ĚB		169,180	510,148	-5.5	5.0	8.0	0.5	0.0	90.0	"Green house mode"
ĚB		171,418	507,811	-5.8	5.0	8.0	0.5	0.0	90.0	"Green house mode"
ĚB		170,553	511,753	-3.0	5.0	8.0	0.5	0.0	90.0	"Green house mode"
ĚB		166,845	507,823	-3.1	5.0	8.0	0.5	0.0	90.0	"Green house mode"
eC		174,922	505,849	-4.8	5.0	8.0	0.5	0.0	90.0	"Green house mode"
EC		175,001	505,617	-5.9	5.0	8.0	0.5	0.0	90.0	"Green house mode"
ÉC		169,113	510,124	-4.5	5.0	8.0	0.5	0.0	90.0	"Green house mode"
ĚC		171,307	507,253	-3.3	5.0	8.0	0.5	0.0	90.0	"Green house mode"
ĚC Bedrijfswoning 1		170,045	511,612	-4.2	5.0	8.0	0.5	0.0	90.0	"Green house mode"
ĚC		167,167	509,613	-2.4	5.0	8.0	0.5	0.0	90.0	"Green house mode"
ED		174,947	505,602	-5.4	5.0	8.0	0.5	0.0	90.0	"Green house mode"
eD		174,926	505,846	-4.8	5.0	8.0	0.5	0.0	90.0	"Green house mode"
ÉD		169,305	509,693	-4.2	5.0	8.0	0.5	0.0	90.0	"Green house mode"
ĚD		171,310	507,198	-2.6	5.0	8.0	0.5	0.0	90.0	"Green house mode"

To be continued on next page...

SHADOW - Main Result

Calculation: Windplan Blauw - Cumulatie alle inrichtingen

...continued from previous page

No.	Name	X (east)	Y (north)	Z	Width	Height	Height a.g.l.	Degrees from south cw	Slope of window	Direction mode
		[m]	[m]	[m]	[m]	[m]	[m]	[°]	[°]	
ÉD	Bedrijfswoning 3	168,141	511,093	-1.1	5.0	8.0	0.5	0.0	90.0	"Green house mode"
ÉD		167,157	510,141	-3.5	5.0	8.0	0.5	0.0	90.0	"Green house mode"
eE		175,021	505,730	-5.1	5.0	8.0	0.5	0.0	90.0	"Green house mode"
EE		175,001	505,622	-5.9	5.0	8.0	0.5	0.0	90.0	"Green house mode"
ÉE		169,467	509,098	-2.1	5.0	8.0	0.5	0.0	90.0	"Green house mode"
ÈE		171,593	507,694	-5.9	5.0	8.0	0.5	0.0	90.0	"Green house mode"
ÊE		169,647	507,514	-5.2	5.0	8.0	0.5	0.0	90.0	"Green house mode"
ÊE		166,498	509,915	-4.0	5.0	8.0	0.5	0.0	90.0	"Green house mode"
EF		174,938	505,600	-5.4	5.0	8.0	0.5	0.0	90.0	"Green house mode"
eF		175,016	505,733	-5.0	5.0	8.0	0.5	0.0	90.0	"Green house mode"
ÉF		170,874	511,525	-3.1	5.0	8.0	0.5	0.0	90.0	"Green house mode"
ÊF		171,358	509,083	-1.3	5.0	8.0	0.5	0.0	90.0	"Green house mode"
ÊF	Bedrijfswoning 6	169,470	511,844	-3.3	5.0	8.0	0.5	0.0	90.0	"Green house mode"
ÊF		167,422	505,925	-4.0	5.0	8.0	0.5	0.0	90.0	"Green house mode"
eG		175,438	505,814	-5.6	5.0	8.0	0.5	0.0	90.0	"Green house mode"
EG		175,000	505,628	-5.8	5.0	8.0	0.5	0.0	90.0	"Green house mode"
ÉG		170,810	511,508	-4.0	5.0	8.0	0.5	0.0	90.0	"Green house mode"
ÊG		171,456	508,104	-2.9	5.0	8.0	0.5	0.0	90.0	"Green house mode"
ÊG		169,190	511,795	-4.1	5.0	8.0	0.5	0.0	90.0	"Green house mode"
ÊG		167,550	505,857	-4.0	5.0	8.0	0.5	0.0	90.0	"Green house mode"
eH		175,441	505,819	-5.8	5.0	8.0	0.5	0.0	90.0	"Green house mode"
EH		174,933	505,600	-5.5	5.0	8.0	0.5	0.0	90.0	"Green house mode"
ÉH		170,888	511,474	-3.8	5.0	8.0	0.5	0.0	90.0	"Green house mode"
ÈH		171,096	506,101	-4.7	5.0	8.0	0.5	0.0	90.0	"Green house mode"
ÊH		168,750	511,734	-4.6	5.0	8.0	0.5	0.0	90.0	"Green house mode"
ÊH	Bedrijfswoning 5	168,360	507,795	-5.2	5.0	8.0	0.5	0.0	90.0	"Green house mode"
EI		174,999	505,638	-5.6	5.0	8.0	0.5	0.0	90.0	"Green house mode"
eI		174,999	505,741	-5.3	5.0	8.0	0.5	0.0	90.0	"Green house mode"
ÉI		170,892	511,219	-4.1	5.0	8.0	0.5	0.0	90.0	"Green house mode"
ÊI		170,938	506,025	-4.8	5.0	8.0	0.5	0.0	90.0	"Green house mode"
ÊI		168,605	511,669	-3.4	5.0	8.0	0.5	0.0	90.0	"Green house mode"
ÊI		168,068	507,795	-4.8	5.0	8.0	0.5	0.0	90.0	"Green house mode"
eJ		175,005	505,738	-5.2	5.0	8.0	0.5	0.0	90.0	"Green house mode"
EJ		174,928	505,599	-5.6	5.0	8.0	0.5	0.0	90.0	"Green house mode"
ÉJ		170,966	511,190	-5.0	5.0	8.0	0.5	0.0	90.0	"Green house mode"
ÈJ		170,273	505,979	-4.6	5.0	8.0	0.5	0.0	90.0	"Green house mode"
ÊJ		170,825	506,017	-6.1	5.0	8.0	0.5	0.0	90.0	"Green house mode"
ÊJ		166,675	507,557	-3.3	5.0	8.0	0.5	0.0	90.0	"Green house mode"
eK		175,074	505,704	-5.6	5.0	8.0	0.5	0.0	90.0	"Green house mode"
EK		174,998	505,643	-5.5	5.0	8.0	0.5	0.0	90.0	"Green house mode"
ÉK		171,111	510,657	-3.5	5.0	8.0	0.5	0.0	90.0	"Green house mode"
ÊK		170,194	506,034	-4.0	5.0	8.0	0.5	0.0	90.0	"Green house mode"
ÊK		169,238	509,674	-4.1	5.0	8.0	0.5	0.0	90.0	"Green house mode"
ÊK		167,966	508,259	-4.5	5.0	8.0	0.5	0.0	90.0	"Green house mode"
EL		174,922	505,599	-5.7	5.0	8.0	0.5	0.0	90.0	"Green house mode"
eL		175,079	505,701	-5.7	5.0	8.0	0.5	0.0	90.0	"Green house mode"
ÉL		169,413	509,055	-4.0	5.0	8.0	0.5	0.0	90.0	"Green house mode"
ÊL		169,920	505,953	-3.2	5.0	8.0	0.5	0.0	90.0	"Green house mode"
ÊL	Bedrijfswoning 2	168,230	511,118	-1.7	5.0	8.0	0.5	0.0	90.0	"Green house mode"
ÊL		167,838	505,867	-3.8	5.0	8.0	0.5	0.0	90.0	"Green house mode"
eM		175,462	505,862	-5.1	5.0	8.0	0.5	0.0	90.0	"Green house mode"
EM		174,998	505,648	-5.5	5.0	8.0	0.5	0.0	90.0	"Green house mode"
ÉM		169,482	509,026	-3.9	5.0	8.0	0.5	0.0	90.0	"Green house mode"
ÊM		169,856	505,948	-4.0	5.0	8.0	0.5	0.0	90.0	"Green house mode"
ÊM		170,273	505,974	-4.5	5.0	8.0	0.5	0.0	90.0	"Green house mode"
ÊM		167,486	505,922	-4.2	5.0	8.0	0.5	0.0	90.0	"Green house mode"
EN		174,917	505,599	-5.8	5.0	8.0	0.5	0.0	90.0	"Green house mode"
eN		175,465	505,867	-5.0	5.0	8.0	0.5	0.0	90.0	"Green house mode"
ÉN		169,425	509,011	-3.9	5.0	8.0	0.5	0.0	90.0	"Green house mode"
ÈN		169,545	505,930	-5.0	5.0	8.0	0.5	0.0	90.0	"Green house mode"
ÊN		166,930	507,813	-2.1	5.0	8.0	0.5	0.0	90.0	"Green house mode"
ÊN		166,944	505,821	-1.9	5.0	8.0	0.5	0.0	90.0	"Green house mode"
eO		175,470	505,878	-5.1	5.0	8.0	0.5	0.0	90.0	"Green house mode"
EO		174,997	505,654	-5.5	5.0	8.0	0.5	0.0	90.0	"Green house mode"

To be continued on next page...

SHADOW - Main Result

Calculation: Windplan Blauw - Cumulatie alle inrichtingen

...continued from previous page

No.	Name	X (east)	Y (north)	Z	Width	Height	Height a.g.l.	Degrees from south cw	Slope of window	Direction mode
		[m]	[m]	[m]	[m]	[m]	[m]	[°]	[°]	
ÉO		169,617	508,492	-5.0	5.0	8.0	0.5	0.0	90.0	"Green house mode"
ÈO		169,177	505,979	-5.4	5.0	8.0	0.5	0.0	90.0	"Green house mode"
ÊO		167,465	508,829	-5.2	5.0	8.0	0.5	0.0	90.0	"Green house mode"
ÉO		167,079	511,208	-5.2	5.0	8.0	0.5	0.0	90.0	"Green house mode"
EP		174,926	505,620	-5.3	5.0	8.0	0.5	0.0	90.0	"Green house mode"
eP		175,472	505,883	-5.1	5.0	8.0	0.5	0.0	90.0	"Green house mode"
ÉP		169,560	508,144	-5.2	5.0	8.0	0.5	0.0	90.0	"Green house mode"
ÊP		168,931	505,909	-4.6	5.0	8.0	0.5	0.0	90.0	"Green house mode"
ÉP		165,975	507,388	-2.6	5.0	8.0	0.5	0.0	90.0	"Green house mode"
ÊP		164,904	508,254	-4.4	5.0	8.0	0.5	0.0	90.0	"Green house mode"
EQ		174,997	505,659	-5.5	5.0	8.0	0.5	0.0	90.0	"Green house mode"
eQ		175,107	505,540	-5.0	5.0	8.0	0.5	0.0	90.0	"Green house mode"
ÉQ		169,627	508,114	-5.3	5.0	8.0	0.5	0.0	90.0	"Green house mode"
ÊQ		171,226	509,354	-2.4	5.0	8.0	0.5	0.0	90.0	"Green house mode"
ÉQ		166,472	510,054	-3.4	5.0	8.0	0.5	0.0	90.0	"Green house mode"
ÊQ		166,987	507,970	-4.0	5.0	8.0	0.5	0.0	90.0	"Green house mode"
eR		174,992	506,066	-6.0	5.0	8.0	0.5	0.0	90.0	"Green house mode"
ER		174,926	505,626	-5.2	5.0	8.0	0.5	0.0	90.0	"Green house mode"
ÉR		169,569	508,008	-3.4	5.0	8.0	0.5	0.0	90.0	"Green house mode"
ÊR		171,240	509,325	-3.1	5.0	8.0	0.5	0.0	90.0	"Green house mode"
ÉR		166,399	509,999	-3.0	5.0	8.0	0.5	0.0	90.0	"Green house mode"
ÊR		167,112	511,181	-5.3	5.0	8.0	0.5	0.0	90.0	"Green house mode"
ES		174,996	505,664	-5.5	5.0	8.0	0.5	0.0	90.0	"Green house mode"
eS		174,989	506,061	-6.0	5.0	8.0	0.5	0.0	90.0	"Green house mode"
ÉS		169,629	508,047	-3.3	5.0	8.0	0.5	0.0	90.0	"Green house mode"
ÊS		171,053	510,643	-3.5	5.0	8.0	0.5	0.0	90.0	"Green house mode"
ÊS	Bedrijfswoning 4	168,398	507,864	-4.0	5.0	8.0	0.5	0.0	90.0	"Green house mode"
ÉS		168,506	505,978	-4.7	5.0	8.0	0.5	0.0	90.0	"Green house mode"
ET		174,925	505,631	-5.1	5.0	8.0	0.5	0.0	90.0	"Green house mode"
eT		174,984	506,057	-6.0	5.0	8.0	0.5	0.0	90.0	"Green house mode"
ÉT		169,588	507,444	-4.9	5.0	8.0	0.5	0.0	90.0	"Green house mode"
ÊT		171,308	509,933	-3.3	5.0	8.0	0.5	0.0	90.0	"Green house mode"
ÉT		167,323	508,333	-4.9	5.0	8.0	0.5	0.0	90.0	"Green house mode"
ÊT		167,422	509,177	-4.0	5.0	8.0	0.5	0.0	90.0	"Green house mode"
eU		174,986	506,056	-6.0	5.0	8.0	0.5	0.0	90.0	"Green house mode"
EU		174,996	505,670	-5.5	5.0	8.0	0.5	0.0	90.0	"Green house mode"
ÉU		169,602	507,144	-4.6	5.0	8.0	0.5	0.0	90.0	"Green house mode"
ÊU		171,250	509,918	-3.1	5.0	8.0	0.5	0.0	90.0	"Green house mode"
ÉU		165,598	509,116	-4.1	5.0	8.0	0.5	0.0	90.0	"Green house mode"
ÊU		166,400	507,281	-4.5	5.0	8.0	0.5	0.0	90.0	"Green house mode"
eV		174,979	506,047	-6.0	5.0	8.0	0.5	0.0	90.0	"Green house mode"
EV		174,925	505,636	-5.1	5.0	8.0	0.5	0.0	90.0	"Green house mode"
ÉV		169,660	507,146	-4.3	5.0	8.0	0.5	0.0	90.0	"Green house mode"
ÊV		171,393	509,624	-3.7	5.0	8.0	0.5	0.0	90.0	"Green house mode"
ÉV		165,756	509,122	-5.0	5.0	8.0	0.5	0.0	90.0	"Green house mode"
ÊV		165,559	509,078	-4.1	5.0	8.0	0.5	0.0	90.0	"Green house mode"
eW		174,982	506,051	-6.0	5.0	8.0	0.5	0.0	90.0	"Green house mode"
EW		174,925	505,642	-5.0	5.0	8.0	0.5	0.0	90.0	"Green house mode"
ÉW		169,622	506,591	-4.7	5.0	8.0	0.5	0.0	90.0	"Green house mode"
ÊW		171,342	509,582	-5.7	5.0	8.0	0.5	0.0	90.0	"Green house mode"
ÉW		167,246	509,633	-3.8	5.0	8.0	0.5	0.0	90.0	"Green house mode"
ÊW		167,499	507,356	-4.1	5.0	8.0	0.5	0.0	90.0	"Green house mode"
EX		175,007	505,693	-5.9	5.0	8.0	0.5	0.0	90.0	"Green house mode"
eX		174,987	506,062	-6.0	5.0	8.0	0.5	0.0	90.0	"Green house mode"
ÉX		169,679	506,619	-5.0	5.0	8.0	0.5	0.0	90.0	"Green house mode"
ÊX		168,946	511,010	-5.0	5.0	8.0	0.5	0.0	90.0	"Green house mode"
ÉX		167,362	508,869	-4.2	5.0	8.0	0.5	0.0	90.0	"Green house mode"
ÊX		165,985	509,533	-3.2	5.0	8.0	0.5	0.0	90.0	"Green house mode"
EY		174,924	505,647	-5.0	5.0	8.0	0.5	0.0	90.0	"Green house mode"
eY		174,979	506,047	-6.0	5.0	8.0	0.5	0.0	90.0	"Green house mode"
ÉY		171,399	512,058	-3.0	5.0	8.0	0.5	0.0	90.0	"Green house mode"
ÊY		168,893	510,904	-5.0	5.0	8.0	0.5	0.0	90.0	"Green house mode"
ÉY		165,372	508,235	-3.5	5.0	8.0	0.5	0.0	90.0	"Green house mode"
ÊY		164,981	508,432	-4.3	5.0	8.0	0.5	0.0	90.0	"Green house mode"

To be continued on next page...

SHADOW - Main Result

Calculation: Windplan Blauw - Cumulatie alle inrichtingen

...continued from previous page

No.	Name	X (east)	Y (north)	Z	Width	Height	Height a.g.l.	Degrees from south cw	Slope of window	Direction mode
		[m]	[m]	[m]	[m]	[m]	[m]	[°]	[°]	
EZ		175,002	505,695	-5.9	5.0	8.0	0.5	0.0	90.0	"Green house mode"
eZ		174,976	506,042	-6.0	5.0	8.0	0.5	0.0	90.0	"Green house mode"
ÉZ		170,885	511,847	-3.0	5.0	8.0	0.5	0.0	90.0	"Green house mode"
ÊZ		169,096	510,442	-4.0	5.0	8.0	0.5	0.0	90.0	"Green house mode"
ËZ		167,140	511,157	-5.0	5.0	8.0	0.5	0.0	90.0	"Green house mode"
ÈZ		166,681	507,657	-2.1	5.0	8.0	0.5	0.0	90.0	"Green house mode"
-F		172,011	509,278	-2.0	5.0	8.0	0.5	0.0	90.0	"Green house mode"
F		175,068	506,109	-6.4	5.0	8.0	0.5	0.0	90.0	"Green house mode"
•F		172,321	508,656	-4.0	5.0	8.0	0.5	0.0	90.0	"Green house mode"
FA		174,923	505,652	-5.0	5.0	8.0	0.5	0.0	90.0	"Green house mode"
fA		174,973	506,037	-5.7	5.0	8.0	0.5	0.0	90.0	"Green house mode"
fB		174,970	506,033	-5.6	5.0	8.0	0.5	0.0	90.0	"Green house mode"
FB		174,998	505,698	-5.9	5.0	8.0	0.5	0.0	90.0	"Green house mode"
FC		174,923	505,658	-5.0	5.0	8.0	0.5	0.0	90.0	"Green house mode"
fC		174,967	506,028	-5.4	5.0	8.0	0.5	0.0	90.0	"Green house mode"
FD		174,922	505,666	-5.0	5.0	8.0	0.5	0.0	90.0	"Green house mode"
fD		175,087	505,962	-5.0	5.0	8.0	0.5	0.0	90.0	"Green house mode"
fE		175,160	505,926	-5.1	5.0	8.0	0.5	0.0	90.0	"Green house mode"
FE		174,988	505,702	-6.0	5.0	8.0	0.5	0.0	90.0	"Green house mode"
fF		175,229	505,975	-5.2	5.0	8.0	0.5	0.0	90.0	"Green house mode"
FF		175,359	505,917	-5.0	5.0	8.0	0.5	0.0	90.0	"Green house mode"
fG		175,218	505,981	-5.0	5.0	8.0	0.5	0.0	90.0	"Green house mode"
FG		175,362	505,923	-5.0	5.0	8.0	0.5	0.0	90.0	"Green house mode"
fH		175,207	505,987	-5.1	5.0	8.0	0.5	0.0	90.0	"Green house mode"
FH		175,364	505,928	-5.1	5.0	8.0	0.5	0.0	90.0	"Green house mode"
fI		175,196	505,993	-5.5	5.0	8.0	0.5	0.0	90.0	"Green house mode"
FI		175,367	505,933	-5.1	5.0	8.0	0.5	0.0	90.0	"Green house mode"
fJ		175,186	505,999	-5.7	5.0	8.0	0.5	0.0	90.0	"Green house mode"
FJ		175,370	505,939	-5.3	5.0	8.0	0.5	0.0	90.0	"Green house mode"
FK		175,373	505,944	-5.4	5.0	8.0	0.5	0.0	90.0	"Green house mode"
fK		175,175	506,005	-5.9	5.0	8.0	0.5	0.0	90.0	"Green house mode"
fL		175,164	506,012	-6.0	5.0	8.0	0.5	0.0	90.0	"Green house mode"
FL		175,375	505,949	-5.5	5.0	8.0	0.5	0.0	90.0	"Green house mode"
fM		174,975	505,823	-4.0	5.0	8.0	0.5	0.0	90.0	"Green house mode"
FM		175,378	505,954	-5.6	5.0	8.0	0.5	0.0	90.0	"Green house mode"
FN		175,381	505,959	-5.6	5.0	8.0	0.5	0.0	90.0	"Green house mode"
fN		174,980	505,820	-4.1	5.0	8.0	0.5	0.0	90.0	"Green house mode"
FO		175,040	505,604	-6.0	5.0	8.0	0.5	0.0	90.0	"Green house mode"
fO		175,363	505,969	-5.5	5.0	8.0	0.5	0.0	90.0	"Green house mode"
fP		175,039	505,610	-6.0	5.0	8.0	0.5	0.0	90.0	"Green house mode"
FP		175,357	505,971	-5.6	5.0	8.0	0.5	0.0	90.0	"Green house mode"
fQ		175,038	505,624	-5.7	5.0	8.0	0.5	0.0	90.0	"Green house mode"
FQ		175,353	505,973	-5.7	5.0	8.0	0.5	0.0	90.0	"Green house mode"
FR		175,348	505,976	-5.8	5.0	8.0	0.5	0.0	90.0	"Green house mode"
fR		175,038	505,630	-5.6	5.0	8.0	0.5	0.0	90.0	"Green house mode"
FS		175,343	505,978	-5.8	5.0	8.0	0.5	0.0	90.0	"Green house mode"
fS		175,036	505,644	-5.5	5.0	8.0	0.5	0.0	90.0	"Green house mode"
FT		175,338	505,980	-5.9	5.0	8.0	0.5	0.0	90.0	"Green house mode"
fT		175,035	505,650	-5.6	5.0	8.0	0.5	0.0	90.0	"Green house mode"
fU		175,033	505,664	-5.9	5.0	8.0	0.5	0.0	90.0	"Green house mode"
FU		175,333	505,983	-6.0	5.0	8.0	0.5	0.0	90.0	"Green house mode"
FV		175,174	505,920	-5.2	5.0	8.0	0.5	0.0	90.0	"Green house mode"
fV		175,033	505,670	-6.0	5.0	8.0	0.5	0.0	90.0	"Green house mode"
fW		175,034	505,689	-5.7	5.0	8.0	0.5	0.0	90.0	"Green house mode"
FW		175,191	505,913	-5.5	5.0	8.0	0.5	0.0	90.0	"Green house mode"
fX		175,033	505,685	-5.8	5.0	8.0	0.5	0.0	90.0	"Green house mode"
FX		175,245	505,892	-6.0	5.0	8.0	0.5	0.0	90.0	"Green house mode"
FY		175,277	505,870	-5.4	5.0	8.0	0.5	0.0	90.0	"Green house mode"
fY		172,048	506,201	-5.1	5.0	8.0	0.5	0.0	90.0	"Green house mode"
FZ		175,325	505,848	-5.0	5.0	8.0	0.5	0.0	90.0	"Green house mode"
fZ		175,112	505,684	-5.2	5.0	8.0	0.5	0.0	90.0	"Green house mode"
-G		172,064	509,278	-2.0	5.0	8.0	0.5	0.0	90.0	"Green house mode"
G		175,064	506,104	-6.7	5.0	8.0	0.5	0.0	90.0	"Green house mode"
•G		172,050	509,194	-1.4	5.0	8.0	0.5	0.0	90.0	"Green house mode"

To be continued on next page...

SHADOW - Main Result

Calculation: Windplan Blauw - Cumulatie alle inrichtingen

...continued from previous page

No.	Name	X (east)	Y (north)	Z	Width	Height	Height a.g.l.	Degrees from south cw	Slope of window	Direction mode
		[m]	[m]	[m]	[m]	[m]	[m]	[°]	[°]	
gA		175,119	505,681	-5.1	5.0	8.0	0.5	0.0	90.0	"Green house mode"
GA		175,330	505,858	-5.0	5.0	8.0	0.5	0.0	90.0	"Green house mode"
GB		175,333	505,863	-5.0	5.0	8.0	0.5	0.0	90.0	"Green house mode"
gB		175,253	506,021	-6.0	5.0	8.0	0.5	0.0	90.0	"Green house mode"
gC		175,249	506,023	-6.0	5.0	8.0	0.5	0.0	90.0	"Green house mode"
GC		175,337	505,873	-5.0	5.0	8.0	0.5	0.0	90.0	"Green house mode"
gD		175,243	506,025	-6.0	5.0	8.0	0.5	0.0	90.0	"Green house mode"
GD		175,340	505,878	-5.0	5.0	8.0	0.5	0.0	90.0	"Green house mode"
gE		175,239	506,027	-6.0	5.0	8.0	0.5	0.0	90.0	"Green house mode"
GE		175,345	505,889	-5.0	5.0	8.0	0.5	0.0	90.0	"Green house mode"
gF		175,234	506,030	-6.0	5.0	8.0	0.5	0.0	90.0	"Green house mode"
GF		175,555	505,738	-4.0	5.0	8.0	0.5	0.0	90.0	"Green house mode"
gG		175,228	506,032	-6.0	5.0	8.0	0.5	0.0	90.0	"Green house mode"
GG		175,580	505,722	-3.5	5.0	8.0	0.5	0.0	90.0	"Green house mode"
GH		175,559	505,744	-4.2	5.0	8.0	0.5	0.0	90.0	"Green house mode"
gH		175,224	506,034	-6.0	5.0	8.0	0.5	0.0	90.0	"Green house mode"
gI		175,216	506,038	-6.0	5.0	8.0	0.5	0.0	90.0	"Green house mode"
GI		175,583	505,730	-3.9	5.0	8.0	0.5	0.0	90.0	"Green house mode"
gJ		175,211	506,040	-6.0	5.0	8.0	0.5	0.0	90.0	"Green house mode"
GJ		175,565	505,757	-4.7	5.0	8.0	0.5	0.0	90.0	"Green house mode"
GK		175,589	505,742	-4.4	5.0	8.0	0.5	0.0	90.0	"Green house mode"
gK		175,206	506,043	-6.0	5.0	8.0	0.5	0.0	90.0	"Green house mode"
GL		175,568	505,763	-4.9	5.0	8.0	0.5	0.0	90.0	"Green house mode"
gL		175,201	506,045	-6.0	5.0	8.0	0.5	0.0	90.0	"Green house mode"
gM		175,196	506,047	-6.2	5.0	8.0	0.5	0.0	90.0	"Green house mode"
GM		175,593	505,748	-4.6	5.0	8.0	0.5	0.0	90.0	"Green house mode"
GN		175,598	505,759	-4.9	5.0	8.0	0.5	0.0	90.0	"Green house mode"
gN		175,191	506,050	-6.3	5.0	8.0	0.5	0.0	90.0	"Green house mode"
GO		175,578	505,780	-5.4	5.0	8.0	0.5	0.0	90.0	"Green house mode"
gO		175,187	506,052	-6.4	5.0	8.0	0.5	0.0	90.0	"Green house mode"
GP		175,601	505,766	-5.0	5.0	8.0	0.5	0.0	90.0	"Green house mode"
gP		175,171	506,060	-6.8	5.0	8.0	0.5	0.0	90.0	"Green house mode"
GQ		175,583	505,793	-5.8	5.0	8.0	0.5	0.0	90.0	"Green house mode"
gQ		175,166	506,061	-7.0	5.0	8.0	0.5	0.0	90.0	"Green house mode"
gR		175,161	506,063	-7.0	5.0	8.0	0.5	0.0	90.0	"Green house mode"
GR		175,608	505,778	-5.3	5.0	8.0	0.5	0.0	90.0	"Green house mode"
gS		175,156	506,065	-7.0	5.0	8.0	0.5	0.0	90.0	"Green house mode"
GS		175,587	505,798	-6.0	5.0	8.0	0.5	0.0	90.0	"Green house mode"
gT		175,151	506,068	-7.0	5.0	8.0	0.5	0.0	90.0	"Green house mode"
GT		175,611	505,785	-5.6	5.0	8.0	0.5	0.0	90.0	"Green house mode"
gU		175,147	506,070	-7.0	5.0	8.0	0.5	0.0	90.0	"Green house mode"
GU		175,592	505,811	-6.0	5.0	8.0	0.5	0.0	90.0	"Green house mode"
GV		175,617	505,797	-5.9	5.0	8.0	0.5	0.0	90.0	"Green house mode"
gV		175,142	506,072	-7.0	5.0	8.0	0.5	0.0	90.0	"Green house mode"
GW		175,596	505,816	-6.0	5.0	8.0	0.5	0.0	90.0	"Green house mode"
gW		175,137	506,074	-7.0	5.0	8.0	0.5	0.0	90.0	"Green house mode"
gX		175,130	506,078	-6.9	5.0	8.0	0.5	0.0	90.0	"Green house mode"
GX		175,622	505,803	-6.0	5.0	8.0	0.5	0.0	90.0	"Green house mode"
GY		174,921	505,672	-5.0	5.0	8.0	0.5	0.0	90.0	"Green house mode"
gY		175,124	506,080	-6.8	5.0	8.0	0.5	0.0	90.0	"Green house mode"
GZ		174,983	505,705	-6.0	5.0	8.0	0.5	0.0	90.0	"Green house mode"
gZ		175,120	506,082	-6.6	5.0	8.0	0.5	0.0	90.0	"Green house mode"
-H		172,016	509,274	-2.0	5.0	8.0	0.5	0.0	90.0	"Green house mode"
H		175,061	506,100	-6.7	5.0	8.0	0.5	0.0	90.0	"Green house mode"
•H		172,057	509,190	-1.3	5.0	8.0	0.5	0.0	90.0	"Green house mode"
HA		174,921	505,677	-5.1	5.0	8.0	0.5	0.0	90.0	"Green house mode"
hA		175,114	506,085	-6.4	5.0	8.0	0.5	0.0	90.0	"Green house mode"
HB		174,979	505,707	-6.0	5.0	8.0	0.5	0.0	90.0	"Green house mode"
hB		175,109	506,086	-6.3	5.0	8.0	0.5	0.0	90.0	"Green house mode"
hC		175,105	506,089	-6.2	5.0	8.0	0.5	0.0	90.0	"Green house mode"
HC		174,920	505,683	-5.2	5.0	8.0	0.5	0.0	90.0	"Green house mode"
hD		175,100	506,091	-6.1	5.0	8.0	0.5	0.0	90.0	"Green house mode"
HD		174,970	505,712	-5.9	5.0	8.0	0.5	0.0	90.0	"Green house mode"
hE		175,095	506,093	-6.1	5.0	8.0	0.5	0.0	90.0	"Green house mode"

To be continued on next page...

SHADOW - Main Result

Calculation: Windplan Blauw - Cumulatie alle inrichtingen

...continued from previous page

No.	Name	X (east)	Y (north)	Z	Width	Height	Height a.g.l.	Degrees from south cw	Slope of window	Direction mode
		[m]	[m]	[m]	[m]	[m]	[m]	[°]	[°]	
HE		174,920	505,688	-5.3	5.0	8.0	0.5	0.0	90.0	"Green house mode"
hF		175,072	505,970	-5.3	5.0	8.0	0.5	0.0	90.0	"Green house mode"
HF		174,965	505,714	-5.8	5.0	8.0	0.5	0.0	90.0	"Green house mode"
hG		175,114	505,834	-5.0	5.0	8.0	0.5	0.0	90.0	"Green house mode"
HG		174,919	505,694	-5.4	5.0	8.0	0.5	0.0	90.0	"Green house mode"
HH		174,960	505,716	-5.7	5.0	8.0	0.5	0.0	90.0	"Green house mode"
hH		175,062	505,913	-5.0	5.0	8.0	0.5	0.0	90.0	"Green house mode"
hI		175,007	505,889	-5.0	5.0	8.0	0.5	0.0	90.0	"Green house mode"
HI		174,919	505,698	-5.5	5.0	8.0	0.5	0.0	90.0	"Green house mode"
hJ		175,110	506,005	-5.7	5.0	8.0	0.5	0.0	90.0	"Green house mode"
HJ		174,956	505,719	-5.7	5.0	8.0	0.5	0.0	90.0	"Green house mode"
hK		175,104	506,008	-5.8	5.0	8.0	0.5	0.0	90.0	"Green house mode"
HK		174,918	505,704	-5.6	5.0	8.0	0.5	0.0	90.0	"Green house mode"
hL		175,085	506,014	-6.0	5.0	8.0	0.5	0.0	90.0	"Green house mode"
HL		174,951	505,722	-5.7	5.0	8.0	0.5	0.0	90.0	"Green house mode"
HM		174,917	505,713	-5.7	5.0	8.0	0.5	0.0	90.0	"Green house mode"
hM		175,091	506,011	-5.9	5.0	8.0	0.5	0.0	90.0	"Green house mode"
HN		174,947	505,724	-5.7	5.0	8.0	0.5	0.0	90.0	"Green house mode"
hN		175,007	505,534	-5.4	5.0	8.0	0.5	0.0	90.0	"Green house mode"
HO		174,917	505,719	-5.8	5.0	8.0	0.5	0.0	90.0	"Green house mode"
hO		174,995	505,533	-5.2	5.0	8.0	0.5	0.0	90.0	"Green house mode"
HP		174,916	505,724	-5.9	5.0	8.0	0.5	0.0	90.0	"Green house mode"
hP		174,983	505,531	-5.1	5.0	8.0	0.5	0.0	90.0	"Green house mode"
HQ		174,915	505,730	-6.0	5.0	8.0	0.5	0.0	90.0	"Green house mode"
hQ		174,971	505,530	-5.1	5.0	8.0	0.5	0.0	90.0	"Green house mode"
HR		174,915	505,735	-6.0	5.0	8.0	0.5	0.0	90.0	"Green house mode"
hR		174,929	505,527	-5.3	5.0	8.0	0.5	0.0	90.0	"Green house mode"
hS		174,917	505,525	-5.2	5.0	8.0	0.5	0.0	90.0	"Green house mode"
HS		174,914	505,740	-6.0	5.0	8.0	0.5	0.0	90.0	"Green house mode"
hT		174,904	505,524	-5.2	5.0	8.0	0.5	0.0	90.0	"Green house mode"
HT		174,913	505,745	-6.0	5.0	8.0	0.5	0.0	90.0	"Green house mode"
hU		174,892	505,523	-5.5	5.0	8.0	0.5	0.0	90.0	"Green house mode"
HU		174,913	505,751	-6.0	5.0	8.0	0.5	0.0	90.0	"Green house mode"
hV		175,506	505,675	-6.0	5.0	8.0	0.5	0.0	90.0	"Green house mode"
hV		175,068	505,605	-5.6	5.0	8.0	0.5	0.0	90.0	"Green house mode"
HW		175,532	505,664	-5.3	5.0	8.0	0.5	0.0	90.0	"Green house mode"
hW		175,067	505,614	-5.6	5.0	8.0	0.5	0.0	90.0	"Green house mode"
hX		175,065	505,627	-5.3	5.0	8.0	0.5	0.0	90.0	"Green house mode"
HX		175,499	505,659	-5.9	5.0	8.0	0.5	0.0	90.0	"Green house mode"
hY		175,065	505,636	-5.1	5.0	8.0	0.5	0.0	90.0	"Green house mode"
HY		175,494	505,646	-5.7	5.0	8.0	0.5	0.0	90.0	"Green house mode"
HZ		175,492	505,642	-5.7	5.0	8.0	0.5	0.0	90.0	"Green house mode"
hZ		175,064	505,648	-5.1	5.0	8.0	0.5	0.0	90.0	"Green house mode"
-I		172,071	509,273	-2.0	5.0	8.0	0.5	0.0	90.0	"Green house mode"
I		175,058	506,094	-6.8	5.0	8.0	0.5	0.0	90.0	"Green house mode"
•I		172,354	508,591	-4.7	5.0	8.0	0.5	0.0	90.0	"Green house mode"
IA		175,489	505,637	-5.7	5.0	8.0	0.5	0.0	90.0	"Green house mode"
iA		175,063	505,656	-5.3	5.0	8.0	0.5	0.0	90.0	"Green house mode"
ÌA		167,383	510,785	-4.6	5.0	8.0	0.5	0.0	90.0	"Green house mode"
IB		175,487	505,632	-5.7	5.0	8.0	0.5	0.0	90.0	"Green house mode"
iB		175,061	505,668	-5.7	5.0	8.0	0.5	0.0	90.0	"Green house mode"
ÌB		167,903	505,869	-3.5	5.0	8.0	0.5	0.0	90.0	"Green house mode"
iC		175,059	505,674	-5.8	5.0	8.0	0.5	0.0	90.0	"Green house mode"
IC		175,484	505,627	-5.7	5.0	8.0	0.5	0.0	90.0	"Green house mode"
ÌC		166,411	509,990	-3.0	5.0	8.0	0.5	0.0	90.0	"Green house mode"
iD		175,064	505,673	-5.7	5.0	8.0	0.5	0.0	90.0	"Green house mode"
ID		175,482	505,622	-5.8	5.0	8.0	0.5	0.0	90.0	"Green house mode"
ÌD		167,299	508,207	-3.5	5.0	8.0	0.5	0.0	90.0	"Green house mode"
IE		175,480	505,617	-5.9	5.0	8.0	0.5	0.0	90.0	"Green house mode"
iE		174,923	505,778	-5.8	5.0	8.0	0.5	0.0	90.0	"Green house mode"
ÌE		168,442	505,864	-4.7	5.0	8.0	0.5	0.0	90.0	"Green house mode"
iF		174,929	505,775	-5.8	5.0	8.0	0.5	0.0	90.0	"Green house mode"
IF		175,448	505,630	-5.2	5.0	8.0	0.5	0.0	90.0	"Green house mode"
ÌF		166,676	507,652	-2.2	5.0	8.0	0.5	0.0	90.0	"Green house mode"

To be continued on next page...

SHADOW - Main Result

Calculation: Windplan Blauw - Cumulatie alle inrichtingen

...continued from previous page

No.	Name	X (east)	Y (north)	Z	Width	Height	Height a.g.l.	Degrees from south cw	Slope of window	Direction mode
		[m]	[m]	[m]	[m]	[m]	[m]	[°]	[°]	
IG		176,415	506,305	-4.8	5.0	8.0	0.5	0.0	90.0	"Green house mode"
iG		174,839	505,783	-6.2	5.0	8.0	0.5	0.0	90.0	"Green house mode"
İG		167,422	510,804	-4.8	5.0	8.0	0.5	0.0	90.0	"Green house mode"
IH		176,405	506,286	-4.9	5.0	8.0	0.5	0.0	90.0	"Green house mode"
iH		175,320	505,896	-5.0	5.0	8.0	0.5	0.0	90.0	"Green house mode"
İH	Gezondheidszorg of onderwijs	172,370	509,110	-3.0	5.0	8.0	0.5	0.0	90.0	"Green house mode"
il		174,865	505,551	-7.0	5.0	8.0	0.5	0.0	90.0	"Green house mode"
II		176,392	506,269	-4.6	5.0	8.0	0.5	0.0	90.0	"Green house mode"
İI	Gezondheidszorg of onderwijs	172,278	509,414	-3.0	5.0	8.0	0.5	0.0	90.0	"Green house mode"
iJ		174,864	505,564	-7.0	5.0	8.0	0.5	0.0	90.0	"Green house mode"
IJ		176,378	506,251	-4.6	5.0	8.0	0.5	0.0	90.0	"Green house mode"
İJ	Gezondheidszorg of onderwijs	172,090	508,889	-3.4	5.0	8.0	0.5	0.0	90.0	"Green house mode"
IK		176,367	506,233	-5.0	5.0	8.0	0.5	0.0	90.0	"Green house mode"
iK		174,863	505,577	-7.0	5.0	8.0	0.5	0.0	90.0	"Green house mode"
İK	Gezondheidszorg of onderwijs	172,072	508,981	-3.2	5.0	8.0	0.5	0.0	90.0	"Green house mode"
iL		174,862	505,589	-7.0	5.0	8.0	0.5	0.0	90.0	"Green house mode"
IL		176,389	506,191	-5.0	5.0	8.0	0.5	0.0	90.0	"Green house mode"
İL	Gezondheidszorg of onderwijs	172,096	509,001	-3.8	5.0	8.0	0.5	0.0	90.0	"Green house mode"
iM		174,861	505,602	-6.9	5.0	8.0	0.5	0.0	90.0	"Green house mode"
IM		176,328	506,175	-5.0	5.0	8.0	0.5	0.0	90.0	"Green house mode"
İM	Gezondheidszorg of onderwijs	171,927	509,194	-3.4	5.0	8.0	0.5	0.0	90.0	"Green house mode"
IN		176,347	506,139	-5.0	5.0	8.0	0.5	0.0	90.0	"Green house mode"
iN		174,903	505,785	-6.0	5.0	8.0	0.5	0.0	90.0	"Green house mode"
IO		176,302	506,140	-5.0	5.0	8.0	0.5	0.0	90.0	"Green house mode"
iO		174,911	505,781	-5.9	5.0	8.0	0.5	0.0	90.0	"Green house mode"
iP		175,040	505,871	-5.2	5.0	8.0	0.5	0.0	90.0	"Green house mode"
IP		176,290	506,124	-4.9	5.0	8.0	0.5	0.0	90.0	"Green house mode"
iQ		174,893	505,790	-6.2	5.0	8.0	0.5	0.0	90.0	"Green house mode"
IQ		176,277	506,106	-4.6	5.0	8.0	0.5	0.0	90.0	"Green house mode"
iR		174,885	505,794	-6.4	5.0	8.0	0.5	0.0	90.0	"Green house mode"
IR		176,269	506,086	-4.9	5.0	8.0	0.5	0.0	90.0	"Green house mode"
iS		172,921	508,331	-3.7	5.0	8.0	0.5	0.0	90.0	"Green house mode"
IS		176,252	506,067	-4.9	5.0	8.0	0.5	0.0	90.0	"Green house mode"
IT		176,243	506,050	-5.0	5.0	8.0	0.5	0.0	90.0	"Green house mode"
iT		174,832	505,831	-6.0	5.0	8.0	0.5	0.0	90.0	"Green house mode"
IU		176,212	506,012	-3.8	5.0	8.0	0.5	0.0	90.0	"Green house mode"
iU		174,840	505,831	-5.9	5.0	8.0	0.5	0.0	90.0	"Green house mode"
iV		174,843	505,759	-5.9	5.0	8.0	0.5	0.0	90.0	"Green house mode"
IV		176,190	505,974	-3.5	5.0	8.0	0.5	0.0	90.0	"Green house mode"
IW		172,802	509,532	-3.3	5.0	8.0	0.5	0.0	90.0	"Green house mode"
iW		174,863	505,654	-6.0	5.0	8.0	0.5	0.0	90.0	"Green house mode"
IX		172,823	509,571	-3.0	5.0	8.0	0.5	0.0	90.0	"Green house mode"
iX		172,031	509,459	-3.0	5.0	8.0	0.5	0.0	90.0	"Green house mode"
iY		172,585	507,996	2.6	5.0	8.0	0.5	0.0	90.0	"Green house mode"
IY		173,041	509,581	-3.0	5.0	8.0	0.5	0.0	90.0	"Green house mode"
iZ		172,467	507,861	-1.7	5.0	8.0	0.5	0.0	90.0	"Green house mode"
IZ		172,959	509,539	-3.4	5.0	8.0	0.5	0.0	90.0	"Green house mode"
J		175,056	506,089	-6.9	5.0	8.0	0.5	0.0	90.0	"Green house mode"
-J		172,077	509,269	-2.0	5.0	8.0	0.5	0.0	90.0	"Green house mode"
•J		172,062	509,187	-1.1	5.0	8.0	0.5	0.0	90.0	"Green house mode"
JA		172,411	507,895	-2.1	5.0	8.0	0.5	0.0	90.0	"Green house mode"
JA		172,969	509,610	-2.3	5.0	8.0	0.5	0.0	90.0	"Green house mode"
JB		172,383	507,916	-1.9	5.0	8.0	0.5	0.0	90.0	"Green house mode"
JB		172,943	509,576	-3.5	5.0	8.0	0.5	0.0	90.0	"Green house mode"
JC		172,451	507,868	-2.6	5.0	8.0	0.5	0.0	90.0	"Green house mode"
JC		172,922	509,540	-4.9	5.0	8.0	0.5	0.0	90.0	"Green house mode"
JD		172,489	507,871	-0.3	5.0	8.0	0.5	0.0	90.0	"Green house mode"
JD		172,666	509,464	-1.0	5.0	8.0	0.5	0.0	90.0	"Green house mode"
JE		173,271	509,019	-4.5	5.0	8.0	0.5	0.0	90.0	"Green house mode"
JE		172,492	507,876	0.0	5.0	8.0	0.5	0.0	90.0	"Green house mode"
JF		172,498	507,885	0.7	5.0	8.0	0.5	0.0	90.0	"Green house mode"
JF		173,287	509,037	-4.4	5.0	8.0	0.5	0.0	90.0	"Green house mode"
JG		173,300	509,057	-4.2	5.0	8.0	0.5	0.0	90.0	"Green house mode"
JG		172,502	507,889	1.0	5.0	8.0	0.5	0.0	90.0	"Green house mode"

To be continued on next page...

SHADOW - Main Result

Calculation: Windplan Blauw - Cumulatie alle inrichtingen

...continued from previous page

No.	Name	X (east)	Y (north)	Z	Width	Height	Height a.g.l.	Degrees from south cw	Slope of window	Direction mode
		[m]	[m]	[m]	[m]	[m]	[m]	[°]	[°]	
jH		172,508	507,898	1.1	5.0	8.0	0.5	0.0	90.0	"Green house mode"
JH		173,314	509,077	-4.1	5.0	8.0	0.5	0.0	90.0	"Green house mode"
JI		173,327	509,098	-4.6	5.0	8.0	0.5	0.0	90.0	"Green house mode"
jI		172,512	507,903	1.1	5.0	8.0	0.5	0.0	90.0	"Green house mode"
JJ		173,338	509,117	-4.9	5.0	8.0	0.5	0.0	90.0	"Green house mode"
jJ		172,517	507,912	1.1	5.0	8.0	0.5	0.0	90.0	"Green house mode"
JK		173,347	509,139	-5.3	5.0	8.0	0.5	0.0	90.0	"Green house mode"
jK		172,521	507,918	1.0	5.0	8.0	0.5	0.0	90.0	"Green house mode"
jL		172,527	507,926	0.9	5.0	8.0	0.5	0.0	90.0	"Green house mode"
JL		173,364	509,157	-5.4	5.0	8.0	0.5	0.0	90.0	"Green house mode"
JM		173,373	509,179	-4.6	5.0	8.0	0.5	0.0	90.0	"Green house mode"
jM		172,530	507,931	0.8	5.0	8.0	0.5	0.0	90.0	"Green house mode"
jN		172,367	507,953	-3.3	5.0	8.0	0.5	0.0	90.0	"Green house mode"
JN		173,383	509,196	-4.2	5.0	8.0	0.5	0.0	90.0	"Green house mode"
jO		172,390	507,988	-4.6	5.0	8.0	0.5	0.0	90.0	"Green house mode"
JO		173,405	509,223	-4.3	5.0	8.0	0.5	0.0	90.0	"Green house mode"
JP		173,409	509,240	-3.6	5.0	8.0	0.5	0.0	90.0	"Green house mode"
jP		172,378	507,971	-4.2	5.0	8.0	0.5	0.0	90.0	"Green house mode"
jQ		172,408	508,015	-5.0	5.0	8.0	0.5	0.0	90.0	"Green house mode"
JQ		172,709	509,642	-3.0	5.0	8.0	0.5	0.0	90.0	"Green house mode"
JR		172,720	509,665	-3.2	5.0	8.0	0.5	0.0	90.0	"Green house mode"
jR		172,402	508,006	-4.8	5.0	8.0	0.5	0.0	90.0	"Green house mode"
jS		172,372	507,962	-3.8	5.0	8.0	0.5	0.0	90.0	"Green house mode"
JS		172,678	509,688	-3.2	5.0	8.0	0.5	0.0	90.0	"Green house mode"
JT		172,754	509,660	-3.3	5.0	8.0	0.5	0.0	90.0	"Green house mode"
jT		172,384	507,980	-4.6	5.0	8.0	0.5	0.0	90.0	"Green house mode"
JU		172,786	509,575	-3.4	5.0	8.0	0.5	0.0	90.0	"Green house mode"
jU		172,396	507,997	-4.7	5.0	8.0	0.5	0.0	90.0	"Green house mode"
JV		172,757	509,527	-4.0	5.0	8.0	0.5	0.0	90.0	"Green house mode"
jV		172,423	507,935	-2.7	5.0	8.0	0.5	0.0	90.0	"Green house mode"
jW		172,427	507,932	-2.7	5.0	8.0	0.5	0.0	90.0	"Green house mode"
JW		172,743	509,515	-4.0	5.0	8.0	0.5	0.0	90.0	"Green house mode"
jX		172,432	507,929	-2.8	5.0	8.0	0.5	0.0	90.0	"Green house mode"
JX		174,233	506,230	-4.8	5.0	8.0	0.5	0.0	90.0	"Green house mode"
jY		172,437	507,927	-2.9	5.0	8.0	0.5	0.0	90.0	"Green house mode"
JY		176,838	510,966	-5.0	5.0	8.0	0.5	0.0	90.0	"Green house mode"
JZ		176,669	510,818	-5.4	5.0	8.0	0.5	0.0	90.0	"Green house mode"
jZ		172,441	507,923	-2.9	5.0	8.0	0.5	0.0	90.0	"Green house mode"
K		175,054	506,085	-6.9	5.0	8.0	0.5	0.0	90.0	"Green house mode"
-K		172,029	509,265	-2.0	5.0	8.0	0.5	0.0	90.0	"Green house mode"
•K		172,358	508,588	-4.8	5.0	8.0	0.5	0.0	90.0	"Green house mode"
KA		176,678	510,712	-3.9	5.0	8.0	0.5	0.0	90.0	"Green house mode"
kA		172,445	507,920	-3.0	5.0	8.0	0.5	0.0	90.0	"Green house mode"
kB		172,449	507,917	-2.7	5.0	8.0	0.5	0.0	90.0	"Green house mode"
KB		176,647	510,774	-4.1	5.0	8.0	0.5	0.0	90.0	"Green house mode"
KC		176,425	510,280	-5.1	5.0	8.0	0.5	0.0	90.0	"Green house mode"
kC		172,454	507,914	-2.4	5.0	8.0	0.5	0.0	90.0	"Green house mode"
KD		176,375	510,194	-4.1	5.0	8.0	0.5	0.0	90.0	"Green house mode"
kD		172,478	507,949	-2.9	5.0	8.0	0.5	0.0	90.0	"Green house mode"
kE		172,473	507,952	-3.1	5.0	8.0	0.5	0.0	90.0	"Green house mode"
KE		176,341	510,256	-4.1	5.0	8.0	0.5	0.0	90.0	"Green house mode"
KF		176,219	509,938	-3.2	5.0	8.0	0.5	0.0	90.0	"Green house mode"
kF		172,469	507,955	-3.2	5.0	8.0	0.5	0.0	90.0	"Green house mode"
KG		175,982	509,531	-2.8	5.0	8.0	0.5	0.0	90.0	"Green house mode"
kG		172,464	507,958	-3.3	5.0	8.0	0.5	0.0	90.0	"Green house mode"
KH		176,187	509,998	-3.5	5.0	8.0	0.5	0.0	90.0	"Green house mode"
kH		172,460	507,961	-3.4	5.0	8.0	0.5	0.0	90.0	"Green house mode"
KI		175,907	509,521	-2.4	5.0	8.0	0.5	0.0	90.0	"Green house mode"
ki		172,455	507,964	-3.5	5.0	8.0	0.5	0.0	90.0	"Green house mode"
KJ		172,451	507,967	-3.6	5.0	8.0	0.5	0.0	90.0	"Green house mode"
KJ		175,487	508,734	-5.8	5.0	8.0	0.5	0.0	90.0	"Green house mode"
kK		172,446	507,970	-3.6	5.0	8.0	0.5	0.0	90.0	"Green house mode"
KK		175,656	509,113	-3.9	5.0	8.0	0.5	0.0	90.0	"Green house mode"
KL		172,572	508,050	1.9	5.0	8.0	0.5	0.0	90.0	"Green house mode"

To be continued on next page...

SHADOW - Main Result

Calculation: Windplan Blauw - Cumulatie alle inrichtingen

...continued from previous page

No.	Name	X (east)	Y (north)	Z	Width	Height	Height a.g.l.	Degrees from south cw	Slope of window	Direction mode
		[m]	[m]	[m]	[m]	[m]	[m]	[°]	[°]	
KL		175,317	508,465	-4.3	5.0	8.0	0.5	0.0	90.0	"Green house mode"
KM		175,429	508,748	-4.3	5.0	8.0	0.5	0.0	90.0	"Green house mode"
kM		172,433	507,983	-4.1	5.0	8.0	0.5	0.0	90.0	"Green house mode"
KN		175,269	508,496	-3.4	5.0	8.0	0.5	0.0	90.0	"Green house mode"
kN		172,430	507,978	-3.9	5.0	8.0	0.5	0.0	90.0	"Green house mode"
KO		175,232	508,437	-3.6	5.0	8.0	0.5	0.0	90.0	"Green house mode"
kO		172,427	507,974	-3.8	5.0	8.0	0.5	0.0	90.0	"Green house mode"
KP		174,947	507,986	-5.0	5.0	8.0	0.5	0.0	90.0	"Green house mode"
kP		172,424	507,969	-3.6	5.0	8.0	0.5	0.0	90.0	"Green house mode"
kQ		172,421	507,965	-3.5	5.0	8.0	0.5	0.0	90.0	"Green house mode"
KQ		174,732	507,546	-4.0	5.0	8.0	0.5	0.0	90.0	"Green house mode"
KR		172,418	507,960	-3.3	5.0	8.0	0.5	0.0	90.0	"Green house mode"
KR		174,667	507,453	-4.7	5.0	8.0	0.5	0.0	90.0	"Green house mode"
KS		173,937	507,072	-4.0	5.0	8.0	0.5	0.0	90.0	"Green house mode"
kS		172,415	507,956	-3.2	5.0	8.0	0.5	0.0	90.0	"Green house mode"
kT		172,412	507,951	-3.0	5.0	8.0	0.5	0.0	90.0	"Green house mode"
KT		173,625	506,285	-4.0	5.0	8.0	0.5	0.0	90.0	"Green house mode"
KU		172,409	507,946	-2.9	5.0	8.0	0.5	0.0	90.0	"Green house mode"
KU		173,327	506,254	-3.3	5.0	8.0	0.5	0.0	90.0	"Green house mode"
KV		173,024	506,285	-5.2	5.0	8.0	0.5	0.0	90.0	"Green house mode"
kV		172,406	507,942	-2.7	5.0	8.0	0.5	0.0	90.0	"Green house mode"
KW		173,264	506,249	-4.9	5.0	8.0	0.5	0.0	90.0	"Green house mode"
kW		172,468	507,901	-1.4	5.0	8.0	0.5	0.0	90.0	"Green house mode"
KX		172,431	506,166	-5.0	5.0	8.0	0.5	0.0	90.0	"Green house mode"
kX		172,471	507,905	-1.3	5.0	8.0	0.5	0.0	90.0	"Green house mode"
KY		172,138	506,193	-3.1	5.0	8.0	0.5	0.0	90.0	"Green house mode"
kY		172,474	507,910	-1.2	5.0	8.0	0.5	0.0	90.0	"Green house mode"
kZ		172,477	507,914	-1.1	5.0	8.0	0.5	0.0	90.0	"Green house mode"
KZ		172,133	506,133	-4.9	5.0	8.0	0.5	0.0	90.0	"Green house mode"
-L		172,084	509,264	-2.0	5.0	8.0	0.5	0.0	90.0	"Green house mode"
L		175,051	506,080	-7.0	5.0	8.0	0.5	0.0	90.0	"Green house mode"
•L		172,368	508,583	-5.0	5.0	8.0	0.5	0.0	90.0	"Green house mode"
LA		172,081	506,188	-3.8	5.0	8.0	0.5	0.0	90.0	"Green house mode"
IA		172,480	507,918	-1.1	5.0	8.0	0.5	0.0	90.0	"Green house mode"
LB		172,072	506,128	-5.9	5.0	8.0	0.5	0.0	90.0	"Green house mode"
IB		172,483	507,922	-1.1	5.0	8.0	0.5	0.0	90.0	"Green house mode"
IC		172,487	507,927	-1.2	5.0	8.0	0.5	0.0	90.0	"Green house mode"
LC		171,772	506,099	-3.0	5.0	8.0	0.5	0.0	90.0	"Green house mode"
LD		177,762	508,784	-3.5	5.0	8.0	0.5	0.0	90.0	"Green house mode"
ID		172,490	507,931	-1.2	5.0	8.0	0.5	0.0	90.0	"Green house mode"
IE		172,492	507,936	-1.4	5.0	8.0	0.5	0.0	90.0	"Green house mode"
LE		177,445	508,116	-3.8	5.0	8.0	0.5	0.0	90.0	"Green house mode"
LF		177,616	508,536	-2.9	5.0	8.0	0.5	0.0	90.0	"Green house mode"
IF		172,495	507,941	-1.5	5.0	8.0	0.5	0.0	90.0	"Green house mode"
IG		172,049	508,130	-2.8	5.0	8.0	0.5	0.0	90.0	"Green house mode"
LG		177,225	507,728	-4.2	5.0	8.0	0.5	0.0	90.0	"Green house mode"
LH		177,183	507,662	-3.2	5.0	8.0	0.5	0.0	90.0	"Green house mode"
IH		172,367	507,926	-2.3	5.0	8.0	0.5	0.0	90.0	"Green house mode"
LI		176,908	507,172	-4.8	5.0	8.0	0.5	0.0	90.0	"Green house mode"
II		172,123	508,849	-3.5	5.0	8.0	0.5	0.0	90.0	"Green house mode"
IJ		172,118	508,845	-3.6	5.0	8.0	0.5	0.0	90.0	"Green house mode"
IJ		177,359	508,089	-3.7	5.0	8.0	0.5	0.0	90.0	"Green house mode"
LK		176,773	506,935	-3.5	5.0	8.0	0.5	0.0	90.0	"Green house mode"
IK		172,112	508,842	-3.7	5.0	8.0	0.5	0.0	90.0	"Green house mode"
LL		177,289	507,972	-3.0	5.0	8.0	0.5	0.0	90.0	"Green house mode"
IL		172,107	508,839	-3.7	5.0	8.0	0.5	0.0	90.0	"Green house mode"
LM		176,713	506,836	-4.4	5.0	8.0	0.5	0.0	90.0	"Green house mode"
IM		172,102	508,834	-3.6	5.0	8.0	0.5	0.0	90.0	"Green house mode"
IN		172,051	508,800	-3.5	5.0	8.0	0.5	0.0	90.0	"Green house mode"
LN		176,834	507,183	-4.4	5.0	8.0	0.5	0.0	90.0	"Green house mode"
LO		176,699	506,928	-3.1	5.0	8.0	0.5	0.0	90.0	"Green house mode"
IO		172,046	508,797	-3.5	5.0	8.0	0.5	0.0	90.0	"Green house mode"
IP		172,040	508,793	-3.7	5.0	8.0	0.5	0.0	90.0	"Green house mode"
LP		176,377	506,403	-3.9	5.0	8.0	0.5	0.0	90.0	"Green house mode"

To be continued on next page...

SHADOW - Main Result

Calculation: Windplan Blauw - Cumulatie alle inrichtingen

...continued from previous page

No.	Name	X (east)	Y (north)	Z	Width	Height	Height a.g.l.	Degrees from south cw	Slope of window	Direction mode
		[m]	[m]	[m]	[m]	[m]	[m]	[°]	[°]	
IQ		172,035	508,790	-3.8	5.0	8.0	0.5	0.0	90.0	"Green house mode"
LQ		176,340	506,351	-3.8	5.0	8.0	0.5	0.0	90.0	"Green house mode"
LR		175,429	505,798	-5.0	5.0	8.0	0.5	0.0	90.0	"Green house mode"
IR		172,029	508,786	-3.9	5.0	8.0	0.5	0.0	90.0	"Green house mode"
LS		175,454	505,788	-5.4	5.0	8.0	0.5	0.0	90.0	"Green house mode"
IS		171,864	509,295	-3.6	5.0	8.0	0.5	0.0	90.0	"Green house mode"
LT		175,432	505,803	-5.2	5.0	8.0	0.5	0.0	90.0	"Green house mode"
IT		171,851	509,313	-3.5	5.0	8.0	0.5	0.0	90.0	"Green house mode"
LU		175,458	505,795	-5.7	5.0	8.0	0.5	0.0	90.0	"Green house mode"
IU		171,859	509,341	-3.0	5.0	8.0	0.5	0.0	90.0	"Green house mode"
LV		175,438	505,814	-5.6	5.0	8.0	0.5	0.0	90.0	"Green house mode"
IV		171,840	509,340	-3.0	5.0	8.0	0.5	0.0	90.0	"Green house mode"
IW		171,813	509,336	-3.0	5.0	8.0	0.5	0.0	90.0	"Green house mode"
LW		175,464	505,808	-5.9	5.0	8.0	0.5	0.0	90.0	"Green house mode"
IX		171,820	509,304	-3.6	5.0	8.0	0.5	0.0	90.0	"Green house mode"
LX		175,440	505,819	-5.8	5.0	8.0	0.5	0.0	90.0	"Green house mode"
IY		171,828	509,289	-3.9	5.0	8.0	0.5	0.0	90.0	"Green house mode"
LY		175,472	505,823	-6.0	5.0	8.0	0.5	0.0	90.0	"Green house mode"
IZ		171,852	509,268	-3.8	5.0	8.0	0.5	0.0	90.0	"Green house mode"
LZ		175,446	505,830	-6.0	5.0	8.0	0.5	0.0	90.0	"Green house mode"
-M		172,036	509,261	-2.0	5.0	8.0	0.5	0.0	90.0	"Green house mode"
M		175,049	506,075	-6.9	5.0	8.0	0.5	0.0	90.0	"Green house mode"
•M		172,373	508,579	-4.9	5.0	8.0	0.5	0.0	90.0	"Green house mode"
mA		172,189	508,918	-3.9	5.0	8.0	0.5	0.0	90.0	"Green house mode"
MA		175,479	505,838	-5.8	5.0	8.0	0.5	0.0	90.0	"Green house mode"
mB		172,212	508,901	-4.0	5.0	8.0	0.5	0.0	90.0	"Green house mode"
MB		175,448	505,835	-5.9	5.0	8.0	0.5	0.0	90.0	"Green house mode"
MC		175,485	505,853	-5.6	5.0	8.0	0.5	0.0	90.0	"Green house mode"
mC		172,219	508,906	-3.9	5.0	8.0	0.5	0.0	90.0	"Green house mode"
MD		175,454	505,847	-5.6	5.0	8.0	0.5	0.0	90.0	"Green house mode"
mD		172,202	508,926	-3.6	5.0	8.0	0.5	0.0	90.0	"Green house mode"
ME		175,494	505,868	-5.7	5.0	8.0	0.5	0.0	90.0	"Green house mode"
mE		172,226	508,910	-3.6	5.0	8.0	0.5	0.0	90.0	"Green house mode"
MF		175,457	505,851	-5.5	5.0	8.0	0.5	0.0	90.0	"Green house mode"
mF		172,209	508,930	-3.4	5.0	8.0	0.5	0.0	90.0	"Green house mode"
mG		172,233	508,915	-3.4	5.0	8.0	0.5	0.0	90.0	"Green house mode"
MG		175,462	505,862	-5.1	5.0	8.0	0.5	0.0	90.0	"Green house mode"
MH		175,465	505,867	-5.0	5.0	8.0	0.5	0.0	90.0	"Green house mode"
mH		172,239	508,919	-3.2	5.0	8.0	0.5	0.0	90.0	"Green house mode"
mI		172,220	508,938	-3.0	5.0	8.0	0.5	0.0	90.0	"Green house mode"
MI		175,470	505,878	-5.1	5.0	8.0	0.5	0.0	90.0	"Green house mode"
MJ		175,576	505,664	-4.4	5.0	8.0	0.5	0.0	90.0	"Green house mode"
mJ		172,245	508,923	-3.1	5.0	8.0	0.5	0.0	90.0	"Green house mode"
mK		172,249	508,973	-3.0	5.0	8.0	0.5	0.0	90.0	"Green house mode"
MK		175,574	505,659	-4.6	5.0	8.0	0.5	0.0	90.0	"Green house mode"
mL		172,252	508,927	-3.0	5.0	8.0	0.5	0.0	90.0	"Green house mode"
ML		175,571	505,654	-4.8	5.0	8.0	0.5	0.0	90.0	"Green house mode"
mM		172,256	508,977	-3.0	5.0	8.0	0.5	0.0	90.0	"Green house mode"
MM		175,569	505,649	-4.9	5.0	8.0	0.5	0.0	90.0	"Green house mode"
MN		175,566	505,644	-5.0	5.0	8.0	0.5	0.0	90.0	"Green house mode"
mN		172,277	508,930	-2.5	5.0	8.0	0.5	0.0	90.0	"Green house mode"
MO		175,564	505,639	-5.1	5.0	8.0	0.5	0.0	90.0	"Green house mode"
mO		172,262	508,981	-3.0	5.0	8.0	0.5	0.0	90.0	"Green house mode"
mP		172,273	508,936	-2.5	5.0	8.0	0.5	0.0	90.0	"Green house mode"
MP		175,561	505,635	-5.1	5.0	8.0	0.5	0.0	90.0	"Green house mode"
mQ		172,268	508,985	-3.0	5.0	8.0	0.5	0.0	90.0	"Green house mode"
MQ		179,319	510,078	-4.0	5.0	8.0	0.5	0.0	90.0	"Green house mode"
MR		178,622	510,118	-2.5	5.0	8.0	0.5	0.0	90.0	"Green house mode"
mR		172,267	508,944	-2.7	5.0	8.0	0.5	0.0	90.0	"Green house mode"
mS		172,274	508,989	-3.0	5.0	8.0	0.5	0.0	90.0	"Green house mode"
MS		178,564	510,021	-3.2	5.0	8.0	0.5	0.0	90.0	"Green house mode"
MT		178,722	510,422	-4.0	5.0	8.0	0.5	0.0	90.0	"Green house mode"
mT		172,264	508,950	-2.8	5.0	8.0	0.5	0.0	90.0	"Green house mode"
MU		178,242	509,481	-4.4	5.0	8.0	0.5	0.0	90.0	"Green house mode"

To be continued on next page...

SHADOW - Main Result

Calculation: Windplan Blauw - Cumulatie alle inrichtingen

...continued from previous page

No.	Name	X (east)	Y (north)	Z	Width	Height	Height a.g.l.	Degrees from south cw	Slope of window	Direction mode
		[m]	[m]	[m]	[m]	[m]	[m]	[°]	[°]	
mU		172,280	508,993	-3.0	5.0	8.0	0.5	0.0	90.0	"Green house mode"
mV		172,350	509,023	-3.0	5.0	8.0	0.5	0.0	90.0	"Green house mode"
MV		177,934	508,958	-3.3	5.0	8.0	0.5	0.0	90.0	"Green house mode"
mW		172,308	509,029	-3.0	5.0	8.0	0.5	0.0	90.0	"Green house mode"
MW		178,391	509,843	-1.6	5.0	8.0	0.5	0.0	90.0	"Green house mode"
MX		177,765	508,674	-4.0	5.0	8.0	0.5	0.0	90.0	"Green house mode"
mX		172,355	509,027	-3.0	5.0	8.0	0.5	0.0	90.0	"Green house mode"
MY		178,360	509,795	-2.4	5.0	8.0	0.5	0.0	90.0	"Green house mode"
mY		172,316	509,032	-3.0	5.0	8.0	0.5	0.0	90.0	"Green house mode"
MZ		177,665	508,503	-4.3	5.0	8.0	0.5	0.0	90.0	"Green house mode"
mZ		172,360	509,030	-3.0	5.0	8.0	0.5	0.0	90.0	"Green house mode"
-N		172,041	509,256	-2.0	5.0	8.0	0.5	0.0	90.0	"Green house mode"
N		175,046	506,071	-6.9	5.0	8.0	0.5	0.0	90.0	"Green house mode"
•N		172,119	509,068	-3.1	5.0	8.0	0.5	0.0	90.0	"Green house mode"
nA		172,322	509,036	-3.0	5.0	8.0	0.5	0.0	90.0	"Green house mode"
NA		178,189	509,512	-4.8	5.0	8.0	0.5	0.0	90.0	"Green house mode"
NB		177,907	509,030	-2.2	5.0	8.0	0.5	0.0	90.0	"Green house mode"
nB		172,366	509,034	-3.0	5.0	8.0	0.5	0.0	90.0	"Green house mode"
nC		172,328	509,040	-3.0	5.0	8.0	0.5	0.0	90.0	"Green house mode"
NC		175,462	505,669	-5.8	5.0	8.0	0.5	0.0	90.0	"Green house mode"
nD		172,370	509,036	-3.0	5.0	8.0	0.5	0.0	90.0	"Green house mode"
ND		175,434	505,676	-5.9	5.0	8.0	0.5	0.0	90.0	"Green house mode"
NE		175,428	505,663	-5.6	5.0	8.0	0.5	0.0	90.0	"Green house mode"
nE		172,375	509,040	-3.0	5.0	8.0	0.5	0.0	90.0	"Green house mode"
NF		175,455	505,653	-5.3	5.0	8.0	0.5	0.0	90.0	"Green house mode"
nF		172,340	509,047	-3.0	5.0	8.0	0.5	0.0	90.0	"Green house mode"
nG		172,039	508,607	-5.3	5.0	8.0	0.5	0.0	90.0	"Green house mode"
NG		175,420	505,650	-5.2	5.0	8.0	0.5	0.0	90.0	"Green house mode"
nH		171,984	508,557	-4.7	5.0	8.0	0.5	0.0	90.0	"Green house mode"
NH		175,418	505,638	-5.0	5.0	8.0	0.5	0.0	90.0	"Green house mode"
NI		175,415	505,633	-5.0	5.0	8.0	0.5	0.0	90.0	"Green house mode"
nI		172,047	508,593	-5.5	5.0	8.0	0.5	0.0	90.0	"Green house mode"
nJ		171,988	508,560	-4.8	5.0	8.0	0.5	0.0	90.0	"Green house mode"
NJ		175,413	505,628	-5.0	5.0	8.0	0.5	0.0	90.0	"Green house mode"
NK		172,932	509,553	-4.8	5.0	8.0	0.5	0.0	90.0	"Green house mode"
nK		172,055	508,580	-5.7	5.0	8.0	0.5	0.0	90.0	"Green house mode"
nL		172,063	508,568	-5.9	5.0	8.0	0.5	0.0	90.0	"Green house mode"
NL		175,410	505,624	-5.0	5.0	8.0	0.5	0.0	90.0	"Green house mode"
nM		172,003	508,574	-5.0	5.0	8.0	0.5	0.0	90.0	"Green house mode"
NM		175,408	505,619	-5.0	5.0	8.0	0.5	0.0	90.0	"Green house mode"
NN		175,405	505,613	-5.0	5.0	8.0	0.5	0.0	90.0	"Green house mode"
nN		172,014	508,584	-5.0	5.0	8.0	0.5	0.0	90.0	"Green house mode"
NO		175,403	505,609	-5.0	5.0	8.0	0.5	0.0	90.0	"Green house mode"
nO		172,082	508,547	-4.8	5.0	8.0	0.5	0.0	90.0	"Green house mode"
nP		172,020	508,586	-5.0	5.0	8.0	0.5	0.0	90.0	"Green house mode"
NP		175,400	505,604	-5.1	5.0	8.0	0.5	0.0	90.0	"Green house mode"
NQ		175,378	505,619	-4.7	5.0	8.0	0.5	0.0	90.0	"Green house mode"
nQ		172,093	508,537	-4.3	5.0	8.0	0.5	0.0	90.0	"Green house mode"
nR		172,029	508,566	-5.0	5.0	8.0	0.5	0.0	90.0	"Green house mode"
NR		175,372	505,621	-4.6	5.0	8.0	0.5	0.0	90.0	"Green house mode"
NS		175,366	505,624	-4.6	5.0	8.0	0.5	0.0	90.0	"Green house mode"
nS		172,101	508,516	-4.1	5.0	8.0	0.5	0.0	90.0	"Green house mode"
nT		172,088	508,500	-4.4	5.0	8.0	0.5	0.0	90.0	"Green house mode"
NT		175,320	505,648	-5.2	5.0	8.0	0.5	0.0	90.0	"Green house mode"
NU		175,314	505,651	-5.3	5.0	8.0	0.5	0.0	90.0	"Green house mode"
nU		172,049	508,540	-4.7	5.0	8.0	0.5	0.0	90.0	"Green house mode"
nV		172,079	508,487	-4.6	5.0	8.0	0.5	0.0	90.0	"Green house mode"
NV		175,308	505,654	-5.4	5.0	8.0	0.5	0.0	90.0	"Green house mode"
nW		172,053	508,536	-4.7	5.0	8.0	0.5	0.0	90.0	"Green house mode"
NW		175,287	508,415	-3.8	5.0	8.0	0.5	0.0	90.0	"Green house mode"
NX		173,903	507,041	-3.8	5.0	8.0	0.5	0.0	90.0	"Green house mode"
nX		172,071	508,475	-4.9	5.0	8.0	0.5	0.0	90.0	"Green house mode"
NY		175,553	505,620	-5.2	5.0	8.0	0.5	0.0	90.0	"Green house mode"
nY		172,068	508,521	-4.9	5.0	8.0	0.5	0.0	90.0	"Green house mode"

To be continued on next page...

SHADOW - Main Result

Calculation: Windplan Blauw - Cumulatie alle inrichtingen

...continued from previous page

No.	Name	X (east)	Y (north)	Z	Width	Height	Height a.g.l.	Degrees from south cw	Slope of window	Direction mode
		[m]	[m]	[m]	[m]	[m]	[m]	[°]	[°]	
nZ		172,063	508,462	-5.0	5.0	8.0	0.5	0.0	90.0	"Green house mode"
NZ		174,556	511,023	-3.1	5.0	8.0	0.5	0.0	90.0	"Green house mode"
O		175,044	506,066	-6.8	5.0	8.0	0.5	0.0	90.0	"Green house mode"
-O		172,101	509,259	-2.0	5.0	8.0	0.5	0.0	90.0	"Green house mode"
•O		172,382	508,573	-4.7	5.0	8.0	0.5	0.0	90.0	"Green house mode"
OA		175,680	505,680	-5.0	5.0	8.0	0.5	0.0	90.0	"Green house mode"
oA		172,065	508,516	-5.0	5.0	8.0	0.5	0.0	90.0	"Green house mode"
°A		172,308	509,213	-1.1	5.0	8.0	0.5	0.0	90.0	"Green house mode"
oB		172,052	508,447	-5.0	5.0	8.0	0.5	0.0	90.0	"Green house mode"
OB		176,039	505,549	-5.3	5.0	8.0	0.5	0.0	90.0	"Green house mode"
°B		172,310	509,208	-1.1	5.0	8.0	0.5	0.0	90.0	"Green house mode"
oC		172,058	508,505	-4.8	5.0	8.0	0.5	0.0	90.0	"Green house mode"
OC		176,001	505,552	-5.0	5.0	8.0	0.5	0.0	90.0	"Green house mode"
°C		172,291	509,176	-1.7	5.0	8.0	0.5	0.0	90.0	"Green house mode"
OD		176,044	505,588	-4.7	5.0	8.0	0.5	0.0	90.0	"Green house mode"
oD		172,054	508,500	-4.7	5.0	8.0	0.5	0.0	90.0	"Green house mode"
°D		172,313	509,202	-1.2	5.0	8.0	0.5	0.0	90.0	"Green house mode"
oE		172,047	508,490	-4.5	5.0	8.0	0.5	0.0	90.0	"Green house mode"
OE		176,003	505,564	-4.7	5.0	8.0	0.5	0.0	90.0	"Green house mode"
°E		172,293	509,170	-1.5	5.0	8.0	0.5	0.0	90.0	"Green house mode"
oF		172,044	508,484	-4.4	5.0	8.0	0.5	0.0	90.0	"Green house mode"
OF		176,064	505,578	-4.5	5.0	8.0	0.5	0.0	90.0	"Green house mode"
°F		172,315	509,197	-1.2	5.0	8.0	0.5	0.0	90.0	"Green house mode"
OG		176,004	505,581	-4.3	5.0	8.0	0.5	0.0	90.0	"Green house mode"
oG		171,930	508,815	-4.5	5.0	8.0	0.5	0.0	90.0	"Green house mode"
°G		172,295	509,164	-1.4	5.0	8.0	0.5	0.0	90.0	"Green house mode"
oH		171,942	508,804	-4.7	5.0	8.0	0.5	0.0	90.0	"Green house mode"
OH		176,083	505,568	-4.7	5.0	8.0	0.5	0.0	90.0	"Green house mode"
°H		171,927	509,114	-3.4	5.0	8.0	0.5	0.0	90.0	"Green house mode"
oI		171,946	508,800	-4.8	5.0	8.0	0.5	0.0	90.0	"Green house mode"
OI		176,005	505,595	-4.5	5.0	8.0	0.5	0.0	90.0	"Green house mode"
°I		171,921	509,110	-3.5	5.0	8.0	0.5	0.0	90.0	"Green house mode"
OJ		175,215	505,830	-5.7	5.0	8.0	0.5	0.0	90.0	"Green house mode"
oJ		171,956	508,789	-4.9	5.0	8.0	0.5	0.0	90.0	"Green house mode"
°J		171,915	509,106	-3.4	5.0	8.0	0.5	0.0	90.0	"Green house mode"
oK		171,960	508,783	-4.8	5.0	8.0	0.5	0.0	90.0	"Green house mode"
OK		175,186	505,845	-5.7	5.0	8.0	0.5	0.0	90.0	"Green house mode"
°K		171,908	509,103	-3.3	5.0	8.0	0.5	0.0	90.0	"Green house mode"
oL		171,967	508,770	-5.2	5.0	8.0	0.5	0.0	90.0	"Green house mode"
OL		175,162	505,859	-5.0	5.0	8.0	0.5	0.0	90.0	"Green house mode"
°L		171,890	509,090	-3.0	5.0	8.0	0.5	0.0	90.0	"Green house mode"
OM		175,149	505,867	-5.0	5.0	8.0	0.5	0.0	90.0	"Green house mode"
oM		171,970	508,766	-5.3	5.0	8.0	0.5	0.0	90.0	"Green house mode"
°M		172,238	508,621	-4.8	5.0	8.0	0.5	0.0	90.0	"Green house mode"
oN		171,976	508,751	-6.0	5.0	8.0	0.5	0.0	90.0	"Green house mode"
ON		175,133	505,872	-5.0	5.0	8.0	0.5	0.0	90.0	"Green house mode"
°N		172,263	508,602	-4.1	5.0	8.0	0.5	0.0	90.0	"Green house mode"
OO		174,999	505,939	-5.0	5.0	8.0	0.5	0.0	90.0	"Green house mode"
oO		171,978	508,745	-6.1	5.0	8.0	0.5	0.0	90.0	"Green house mode"
°O		172,252	508,627	-4.9	5.0	8.0	0.5	0.0	90.0	"Green house mode"
OP		174,967	505,872	-5.0	5.0	8.0	0.5	0.0	90.0	"Green house mode"
oP		171,982	508,731	-6.1	5.0	8.0	0.5	0.0	90.0	"Green house mode"
°P		172,272	508,604	-4.1	5.0	8.0	0.5	0.0	90.0	"Green house mode"
oQ		171,982	508,724	-6.2	5.0	8.0	0.5	0.0	90.0	"Green house mode"
OQ		174,964	505,866	-5.0	5.0	8.0	0.5	0.0	90.0	"Green house mode"
°Q		172,258	508,627	-4.8	5.0	8.0	0.5	0.0	90.0	"Green house mode"
oR		171,723	509,123	-4.9	5.0	8.0	0.5	0.0	90.0	"Green house mode"
OR		175,186	505,715	-5.5	5.0	8.0	0.5	0.0	90.0	"Green house mode"
°R		172,269	508,631	-4.5	5.0	8.0	0.5	0.0	90.0	"Green house mode"
OS		176,039	505,554	-5.1	5.0	8.0	0.5	0.0	90.0	"Green house mode"
oS		171,718	509,120	-4.8	5.0	8.0	0.5	0.0	90.0	"Green house mode"
°S		172,292	508,604	-4.0	5.0	8.0	0.5	0.0	90.0	"Green house mode"
OT		175,192	505,712	-5.7	5.0	8.0	0.5	0.0	90.0	"Green house mode"
oT		171,712	509,116	-4.5	5.0	8.0	0.5	0.0	90.0	"Green house mode"

To be continued on next page...

SHADOW - Main Result

Calculation: Windplan Blauw - Cumulatie alle inrichtingen

...continued from previous page

No.	Name	X (east)	Y (north)	Z	Width	Height	Height a.g.l.	Degrees from south cw	Slope of window	Direction mode
		[m]	[m]	[m]	[m]	[m]	[m]	[°]	[°]	
°T		172,273	508,631	-4.4	5.0	8.0	0.5	0.0	90.0	"Green house mode"
oU		171,707	509,113	-4.3	5.0	8.0	0.5	0.0	90.0	"Green house mode"
OU		175,202	505,706	-6.0	5.0	8.0	0.5	0.0	90.0	"Green house mode"
°U		172,299	508,599	-4.0	5.0	8.0	0.5	0.0	90.0	"Green house mode"
OV		175,208	505,703	-6.0	5.0	8.0	0.5	0.0	90.0	"Green house mode"
oV		171,701	509,109	-4.0	5.0	8.0	0.5	0.0	90.0	"Green house mode"
°V		172,289	508,634	-4.0	5.0	8.0	0.5	0.0	90.0	"Green house mode"
OW		175,224	505,696	-6.0	5.0	8.0	0.5	0.0	90.0	"Green house mode"
oW		171,696	509,106	-3.7	5.0	8.0	0.5	0.0	90.0	"Green house mode"
°W		172,295	508,634	-4.0	5.0	8.0	0.5	0.0	90.0	"Green house mode"
OX		175,245	505,685	-6.0	5.0	8.0	0.5	0.0	90.0	"Green house mode"
oX		171,691	509,102	-3.5	5.0	8.0	0.5	0.0	90.0	"Green house mode"
°X		172,032	509,359	-2.8	5.0	8.0	0.5	0.0	90.0	"Green house mode"
oY		171,686	509,099	-3.2	5.0	8.0	0.5	0.0	90.0	"Green house mode"
OY		175,251	505,698	-6.0	5.0	8.0	0.5	0.0	90.0	"Green house mode"
°Y		172,094	509,358	-2.0	5.0	8.0	0.5	0.0	90.0	"Green house mode"
OZ		175,253	505,704	-6.0	5.0	8.0	0.5	0.0	90.0	"Green house mode"
oZ		171,667	509,107	-2.8	5.0	8.0	0.5	0.0	90.0	"Green house mode"
°Z		172,097	509,364	-2.0	5.0	8.0	0.5	0.0	90.0	"Green house mode"
-P		172,053	509,249	-2.0	5.0	8.0	0.5	0.0	90.0	"Green house mode"
P		175,043	505,919	-5.0	5.0	8.0	0.5	0.0	90.0	"Green house mode"
•P		172,122	509,061	-3.0	5.0	8.0	0.5	0.0	90.0	"Green house mode"
pA		171,663	509,112	-2.9	5.0	8.0	0.5	0.0	90.0	"Green house mode"
PA		175,259	505,716	-5.8	5.0	8.0	0.5	0.0	90.0	"Green house mode"
PB		175,262	505,722	-5.7	5.0	8.0	0.5	0.0	90.0	"Green house mode"
pB		171,660	509,117	-3.0	5.0	8.0	0.5	0.0	90.0	"Green house mode"
PC		175,243	505,733	-5.1	5.0	8.0	0.5	0.0	90.0	"Green house mode"
pC		171,656	509,123	-3.2	5.0	8.0	0.5	0.0	90.0	"Green house mode"
pD		171,658	509,129	-3.2	5.0	8.0	0.5	0.0	90.0	"Green house mode"
PD		175,238	505,737	-5.1	5.0	8.0	0.5	0.0	90.0	"Green house mode"
PE		175,227	505,743	-5.3	5.0	8.0	0.5	0.0	90.0	"Green house mode"
pE		171,654	509,134	-3.1	5.0	8.0	0.5	0.0	90.0	"Green house mode"
PF		175,222	505,746	-5.3	5.0	8.0	0.5	0.0	90.0	"Green house mode"
pF		171,651	509,140	-3.1	5.0	8.0	0.5	0.0	90.0	"Green house mode"
pG		171,647	509,145	-2.9	5.0	8.0	0.5	0.0	90.0	"Green house mode"
PG		175,241	505,771	-5.0	5.0	8.0	0.5	0.0	90.0	"Green house mode"
pH		171,644	509,150	-2.6	5.0	8.0	0.5	0.0	90.0	"Green house mode"
PH		175,212	505,752	-5.4	5.0	8.0	0.5	0.0	90.0	"Green house mode"
pl		171,641	509,156	-2.4	5.0	8.0	0.5	0.0	90.0	"Green house mode"
PI		175,206	505,755	-5.3	5.0	8.0	0.5	0.0	90.0	"Green house mode"
PJ		175,227	505,778	-5.1	5.0	8.0	0.5	0.0	90.0	"Green house mode"
pJ		171,638	509,162	-2.2	5.0	8.0	0.5	0.0	90.0	"Green house mode"
pK		171,627	509,171	-1.6	5.0	8.0	0.5	0.0	90.0	"Green house mode"
PK		175,137	505,789	-5.2	5.0	8.0	0.5	0.0	90.0	"Green house mode"
PL		175,216	505,785	-5.4	5.0	8.0	0.5	0.0	90.0	"Green house mode"
pL		171,623	509,193	-2.2	5.0	8.0	0.5	0.0	90.0	"Green house mode"
PM		175,120	505,797	-5.0	5.0	8.0	0.5	0.0	90.0	"Green house mode"
pM		171,629	509,195	-2.5	5.0	8.0	0.5	0.0	90.0	"Green house mode"
PN		175,201	505,794	-5.9	5.0	8.0	0.5	0.0	90.0	"Green house mode"
pN		171,634	509,199	-2.9	5.0	8.0	0.5	0.0	90.0	"Green house mode"
PO		175,106	505,803	-5.0	5.0	8.0	0.5	0.0	90.0	"Green house mode"
pO		171,639	509,203	-3.3	5.0	8.0	0.5	0.0	90.0	"Green house mode"
PP		175,196	505,797	-6.0	5.0	8.0	0.5	0.0	90.0	"Green house mode"
pP		171,645	509,206	-3.6	5.0	8.0	0.5	0.0	90.0	"Green house mode"
PQ		175,092	505,809	-5.0	5.0	8.0	0.5	0.0	90.0	"Green house mode"
pQ		171,650	509,209	-3.8	5.0	8.0	0.5	0.0	90.0	"Green house mode"
PR		175,175	505,808	-6.0	5.0	8.0	0.5	0.0	90.0	"Green house mode"
pR		171,677	509,179	-3.1	5.0	8.0	0.5	0.0	90.0	"Green house mode"
pS		171,681	509,174	-3.3	5.0	8.0	0.5	0.0	90.0	"Green house mode"
PS		175,078	505,816	-5.0	5.0	8.0	0.5	0.0	90.0	"Green house mode"
PT		175,169	505,811	-6.0	5.0	8.0	0.5	0.0	90.0	"Green house mode"
pT		171,684	509,169	-3.4	5.0	8.0	0.5	0.0	90.0	"Green house mode"
pU		171,688	509,163	-3.7	5.0	8.0	0.5	0.0	90.0	"Green house mode"
PU		175,072	505,819	-5.0	5.0	8.0	0.5	0.0	90.0	"Green house mode"

To be continued on next page...

SHADOW - Main Result

Calculation: Windplan Blauw - Cumulatie alle inrichtingen

...continued from previous page

No.	Name	X (east)	Y (north)	Z	Width	Height	Height a.g.l.	Degrees from south cw	Slope of window	Direction mode
		[m]	[m]	[m]	[m]	[m]	[m]	[°]	[°]	
pV		171,695	509,153	-4.0	5.0	8.0	0.5	0.0	90.0	"Green house mode"
PV		175,154	505,816	-5.7	5.0	8.0	0.5	0.0	90.0	"Green house mode"
pW		171,698	509,147	-4.1	5.0	8.0	0.5	0.0	90.0	"Green house mode"
PW		175,051	505,828	-5.0	5.0	8.0	0.5	0.0	90.0	"Green house mode"
pX		171,702	509,142	-4.1	5.0	8.0	0.5	0.0	90.0	"Green house mode"
PX		175,140	505,822	-5.3	5.0	8.0	0.5	0.0	90.0	"Green house mode"
pY		171,705	509,137	-4.3	5.0	8.0	0.5	0.0	90.0	"Green house mode"
PY		175,046	505,831	-5.0	5.0	8.0	0.5	0.0	90.0	"Green house mode"
pZ		171,758	509,171	-3.9	5.0	8.0	0.5	0.0	90.0	"Green house mode"
PZ		175,124	505,829	-5.0	5.0	8.0	0.5	0.0	90.0	"Green house mode"
Q		175,030	506,124	-6.1	5.0	8.0	0.5	0.0	90.0	"Green house mode"
-Q		172,108	509,254	-2.0	5.0	8.0	0.5	0.0	90.0	"Green house mode"
•Q		172,387	508,570	-4.5	5.0	8.0	0.5	0.0	90.0	"Green house mode"
qA		171,754	509,176	-3.8	5.0	8.0	0.5	0.0	90.0	"Green house mode"
QA		175,028	505,842	-5.3	5.0	8.0	0.5	0.0	90.0	"Green house mode"
QB		175,011	505,851	-5.7	5.0	8.0	0.5	0.0	90.0	"Green house mode"
qB		171,748	509,187	-3.6	5.0	8.0	0.5	0.0	90.0	"Green house mode"
QC		174,993	505,861	-5.4	5.0	8.0	0.5	0.0	90.0	"Green house mode"
qC		171,745	509,192	-3.4	5.0	8.0	0.5	0.0	90.0	"Green house mode"
QD		175,490	505,770	-5.0	5.0	8.0	0.5	0.0	90.0	"Green house mode"
qD		171,868	508,835	-1.9	5.0	8.0	0.5	0.0	90.0	"Green house mode"
qE		171,903	508,807	-3.3	5.0	8.0	0.5	0.0	90.0	"Green house mode"
QE		175,517	505,756	-4.9	5.0	8.0	0.5	0.0	90.0	"Green house mode"
qF		171,849	508,824	-1.5	5.0	8.0	0.5	0.0	90.0	"Green house mode"
QF		175,495	505,775	-5.1	5.0	8.0	0.5	0.0	90.0	"Green house mode"
qG		171,897	508,804	-2.9	5.0	8.0	0.5	0.0	90.0	"Green house mode"
QG		175,521	505,763	-4.9	5.0	8.0	0.5	0.0	90.0	"Green house mode"
qH		171,845	508,820	-1.4	5.0	8.0	0.5	0.0	90.0	"Green house mode"
QH		175,502	505,788	-5.0	5.0	8.0	0.5	0.0	90.0	"Green house mode"
QI		175,527	505,776	-5.0	5.0	8.0	0.5	0.0	90.0	"Green house mode"
qI		171,892	508,801	-2.7	5.0	8.0	0.5	0.0	90.0	"Green house mode"
QJ		175,508	505,800	-5.1	5.0	8.0	0.5	0.0	90.0	"Green house mode"
qJ		171,840	508,817	-1.2	5.0	8.0	0.5	0.0	90.0	"Green house mode"
qK		171,873	508,787	-1.9	5.0	8.0	0.5	0.0	90.0	"Green house mode"
QK		175,529	505,782	-5.0	5.0	8.0	0.5	0.0	90.0	"Green house mode"
qL		171,834	508,813	-1.1	5.0	8.0	0.5	0.0	90.0	"Green house mode"
QL		175,514	505,812	-5.4	5.0	8.0	0.5	0.0	90.0	"Green house mode"
qM		171,867	508,784	-1.8	5.0	8.0	0.5	0.0	90.0	"Green house mode"
QM		175,534	505,792	-5.0	5.0	8.0	0.5	0.0	90.0	"Green house mode"
QN		175,520	505,825	-5.9	5.0	8.0	0.5	0.0	90.0	"Green house mode"
qN		171,829	508,809	-1.2	5.0	8.0	0.5	0.0	90.0	"Green house mode"
qO		171,848	508,767	-1.3	5.0	8.0	0.5	0.0	90.0	"Green house mode"
QO		175,537	505,799	-5.0	5.0	8.0	0.5	0.0	90.0	"Green house mode"
qP		172,455	508,090	0.7	5.0	8.0	0.5	0.0	90.0	"Green house mode"
QP		175,542	505,809	-5.3	5.0	8.0	0.5	0.0	90.0	"Green house mode"
qQ		172,419	508,040	-4.4	5.0	8.0	0.5	0.0	90.0	"Green house mode"
QQ		175,532	505,849	-6.0	5.0	8.0	0.5	0.0	90.0	"Green house mode"
qR		172,554	507,961	2.2	5.0	8.0	0.5	0.0	90.0	"Green house mode"
QR		175,546	505,814	-5.6	5.0	8.0	0.5	0.0	90.0	"Green house mode"
qS		172,569	507,973	2.3	5.0	8.0	0.5	0.0	90.0	"Green house mode"
QS		175,551	505,825	-5.9	5.0	8.0	0.5	0.0	90.0	"Green house mode"
QT		175,554	505,831	-6.0	5.0	8.0	0.5	0.0	90.0	"Green house mode"
qT		171,924	508,818	-4.3	5.0	8.0	0.5	0.0	90.0	"Green house mode"
QU		175,558	505,838	-5.9	5.0	8.0	0.5	0.0	90.0	"Green house mode"
qU		172,383	508,754	-3.0	5.0	8.0	0.5	0.0	90.0	"Green house mode"
QV		172,670	509,582	-3.0	5.0	8.0	0.5	0.0	90.0	"Green house mode"
qV		172,446	508,845	-2.0	5.0	8.0	0.5	0.0	90.0	"Green house mode"
QW		175,688	505,691	-5.0	5.0	8.0	0.5	0.0	90.0	"Green house mode"
qW		172,406	508,747	-3.2	5.0	8.0	0.5	0.0	90.0	"Green house mode"
QX		175,690	505,698	-5.0	5.0	8.0	0.5	0.0	90.0	"Green house mode"
qX		172,411	508,744	-3.3	5.0	8.0	0.5	0.0	90.0	"Green house mode"
QY		175,697	505,708	-5.1	5.0	8.0	0.5	0.0	90.0	"Green house mode"
qY		172,420	508,813	-3.0	5.0	8.0	0.5	0.0	90.0	"Green house mode"
qZ		172,416	508,741	-3.4	5.0	8.0	0.5	0.0	90.0	"Green house mode"

To be continued on next page...

SHADOW - Main Result

Calculation: Windplan Blauw - Cumulatie alle inrichtingen

...continued from previous page

No.	Name	X (east)	Y (north)	Z	Width	Height	Height a.g.l.	Degrees from south cw	Slope of window	Direction mode
		[m]	[m]	[m]	[m]	[m]	[m]	[°]	[°]	
OZ		175,699	505,717	-5.1	5.0	8.0	0.5	0.0	90.0	"Green house mode"
-R		172,116	509,249	-2.0	5.0	8.0	0.5	0.0	90.0	"Green house mode"
R		175,027	506,119	-6.4	5.0	8.0	0.5	0.0	90.0	"Green house mode"
•R		172,125	509,053	-3.2	5.0	8.0	0.5	0.0	90.0	"Green house mode"
rA		172,414	508,809	-3.0	5.0	8.0	0.5	0.0	90.0	"Green house mode"
RA		175,705	505,726	-5.1	5.0	8.0	0.5	0.0	90.0	"Green house mode"
rB		172,421	508,737	-3.5	5.0	8.0	0.5	0.0	90.0	"Green house mode"
RB		175,708	505,735	-5.0	5.0	8.0	0.5	0.0	90.0	"Green house mode"
rC		172,410	508,803	-3.0	5.0	8.0	0.5	0.0	90.0	"Green house mode"
RC		175,712	505,745	-5.1	5.0	8.0	0.5	0.0	90.0	"Green house mode"
RD		175,718	505,753	-5.3	5.0	8.0	0.5	0.0	90.0	"Green house mode"
rD		172,438	508,732	-3.7	5.0	8.0	0.5	0.0	90.0	"Green house mode"
RE		175,730	505,774	-6.2	5.0	8.0	0.5	0.0	90.0	"Green house mode"
rE		172,407	508,798	-3.0	5.0	8.0	0.5	0.0	90.0	"Green house mode"
RF		175,725	505,778	-6.2	5.0	8.0	0.5	0.0	90.0	"Green house mode"
rF		172,443	508,728	-3.8	5.0	8.0	0.5	0.0	90.0	"Green house mode"
RG		175,714	505,783	-6.0	5.0	8.0	0.5	0.0	90.0	"Green house mode"
rG		171,874	508,838	-2.0	5.0	8.0	0.5	0.0	90.0	"Green house mode"
rH		172,011	508,860	-4.0	5.0	8.0	0.5	0.0	90.0	"Green house mode"
RH		175,708	505,785	-5.9	5.0	8.0	0.5	0.0	90.0	"Green house mode"
RI		175,698	505,791	-5.9	5.0	8.0	0.5	0.0	90.0	"Green house mode"
rI		171,741	509,198	-3.2	5.0	8.0	0.5	0.0	90.0	"Green house mode"
RJ		175,692	505,793	-5.8	5.0	8.0	0.5	0.0	90.0	"Green house mode"
rJ		171,738	509,203	-3.1	5.0	8.0	0.5	0.0	90.0	"Green house mode"
rK		171,735	509,208	-3.1	5.0	8.0	0.5	0.0	90.0	"Green house mode"
RK		175,662	505,807	-6.0	5.0	8.0	0.5	0.0	90.0	"Green house mode"
rL		171,731	509,214	-3.0	5.0	8.0	0.5	0.0	90.0	"Green house mode"
RL		175,658	505,810	-6.0	5.0	8.0	0.5	0.0	90.0	"Green house mode"
RM		175,653	505,813	-6.0	5.0	8.0	0.5	0.0	90.0	"Green house mode"
rM		171,674	509,218	-3.4	5.0	8.0	0.5	0.0	90.0	"Green house mode"
RN		175,649	505,815	-6.0	5.0	8.0	0.5	0.0	90.0	"Green house mode"
rN		171,680	509,221	-3.2	5.0	8.0	0.5	0.0	90.0	"Green house mode"
rO		171,685	509,225	-3.0	5.0	8.0	0.5	0.0	90.0	"Green house mode"
RO		175,644	505,818	-6.0	5.0	8.0	0.5	0.0	90.0	"Green house mode"
rP		171,690	509,228	-3.0	5.0	8.0	0.5	0.0	90.0	"Green house mode"
RP		175,639	505,819	-6.0	5.0	8.0	0.5	0.0	90.0	"Green house mode"
RQ		175,634	505,822	-6.0	5.0	8.0	0.5	0.0	90.0	"Green house mode"
rQ		171,695	509,232	-2.9	5.0	8.0	0.5	0.0	90.0	"Green house mode"
rR		172,072	508,813	-3.0	5.0	8.0	0.5	0.0	90.0	"Green house mode"
RR		175,630	505,825	-6.0	5.0	8.0	0.5	0.0	90.0	"Green house mode"
rS		172,115	508,816	-3.0	5.0	8.0	0.5	0.0	90.0	"Green house mode"
RS		175,606	505,839	-5.9	5.0	8.0	0.5	0.0	90.0	"Green house mode"
rT		172,075	508,808	-3.2	5.0	8.0	0.5	0.0	90.0	"Green house mode"
RT		175,600	505,840	-5.8	5.0	8.0	0.5	0.0	90.0	"Green house mode"
RU		175,592	505,845	-5.7	5.0	8.0	0.5	0.0	90.0	"Green house mode"
rU		172,119	508,809	-3.2	5.0	8.0	0.5	0.0	90.0	"Green house mode"
RV		175,587	505,848	-5.5	5.0	8.0	0.5	0.0	90.0	"Green house mode"
rV		172,079	508,802	-3.4	5.0	8.0	0.5	0.0	90.0	"Green house mode"
rW		172,122	508,804	-3.3	5.0	8.0	0.5	0.0	90.0	"Green house mode"
RW		175,583	505,851	-5.4	5.0	8.0	0.5	0.0	90.0	"Green house mode"
RX		175,577	505,854	-5.3	5.0	8.0	0.5	0.0	90.0	"Green house mode"
rX		172,082	508,797	-3.6	5.0	8.0	0.5	0.0	90.0	"Green house mode"
RY		175,573	505,856	-5.3	5.0	8.0	0.5	0.0	90.0	"Green house mode"
rY		172,125	508,798	-3.5	5.0	8.0	0.5	0.0	90.0	"Green house mode"
RZ		175,568	505,858	-5.4	5.0	8.0	0.5	0.0	90.0	"Green house mode"
rZ		172,085	508,792	-3.7	5.0	8.0	0.5	0.0	90.0	"Green house mode"
S		175,024	506,114	-6.6	5.0	8.0	0.5	0.0	90.0	"Green house mode"
-S		172,064	509,243	-2.0	5.0	8.0	0.5	0.0	90.0	"Green house mode"
•S		172,128	509,046	-3.4	5.0	8.0	0.5	0.0	90.0	"Green house mode"
sA		172,129	508,793	-3.7	5.0	8.0	0.5	0.0	90.0	"Green house mode"
SA		175,546	505,872	-5.6	5.0	8.0	0.5	0.0	90.0	"Green house mode"
sB		172,088	508,787	-3.9	5.0	8.0	0.5	0.0	90.0	"Green house mode"
SB		175,541	505,875	-5.5	5.0	8.0	0.5	0.0	90.0	"Green house mode"
sC		172,092	508,781	-4.1	5.0	8.0	0.5	0.0	90.0	"Green house mode"

To be continued on next page...

SHADOW - Main Result

Calculation: Windplan Blauw - Cumulatie alle inrichtingen

...continued from previous page

No.	Name	X (east)	Y (north)	Z	Width	Height	Height a.g.l.	Degrees from south cw	Slope of window	Direction mode
		[m]	[m]	[m]	[m]	[m]	[m]	[°]	[°]	
SC		175,536	505,878	-5.5	5.0	8.0	0.5	0.0	90.0	"Green house mode"
sD		171,701	509,235	-2.7	5.0	8.0	0.5	0.0	90.0	"Green house mode"
SD		175,531	505,880	-5.5	5.0	8.0	0.5	0.0	90.0	"Green house mode"
sE		171,706	509,239	-2.6	5.0	8.0	0.5	0.0	90.0	"Green house mode"
SE		175,527	505,883	-5.6	5.0	8.0	0.5	0.0	90.0	"Green house mode"
sF		171,711	509,242	-2.4	5.0	8.0	0.5	0.0	90.0	"Green house mode"
SF		175,522	505,885	-5.6	5.0	8.0	0.5	0.0	90.0	"Green house mode"
SG		175,517	505,887	-5.7	5.0	8.0	0.5	0.0	90.0	"Green house mode"
sG		171,729	509,261	-2.1	5.0	8.0	0.5	0.0	90.0	"Green house mode"
sH		171,734	509,265	-2.3	5.0	8.0	0.5	0.0	90.0	"Green house mode"
SH		175,512	505,890	-5.8	5.0	8.0	0.5	0.0	90.0	"Green house mode"
sI		171,740	509,268	-2.4	5.0	8.0	0.5	0.0	90.0	"Green house mode"
SI		175,508	505,892	-5.9	5.0	8.0	0.5	0.0	90.0	"Green house mode"
sJ		171,745	509,271	-2.6	5.0	8.0	0.5	0.0	90.0	"Green house mode"
SJ		175,483	505,905	-5.4	5.0	8.0	0.5	0.0	90.0	"Green house mode"
sK		171,750	509,275	-2.7	5.0	8.0	0.5	0.0	90.0	"Green house mode"
SK		175,479	505,908	-5.3	5.0	8.0	0.5	0.0	90.0	"Green house mode"
sL		171,757	509,277	-2.9	5.0	8.0	0.5	0.0	90.0	"Green house mode"
SL		175,474	505,910	-5.2	5.0	8.0	0.5	0.0	90.0	"Green house mode"
sM		171,762	509,258	-3.0	5.0	8.0	0.5	0.0	90.0	"Green house mode"
SM		175,469	505,913	-5.1	5.0	8.0	0.5	0.0	90.0	"Green house mode"
SN		175,465	505,916	-5.0	5.0	8.0	0.5	0.0	90.0	"Green house mode"
sN		171,766	509,252	-3.0	5.0	8.0	0.5	0.0	90.0	"Green house mode"
sO		171,772	509,247	-3.0	5.0	8.0	0.5	0.0	90.0	"Green house mode"
SO		175,459	505,918	-5.0	5.0	8.0	0.5	0.0	90.0	"Green house mode"
sP		171,775	509,241	-3.1	5.0	8.0	0.5	0.0	90.0	"Green house mode"
SP		175,455	505,920	-5.0	5.0	8.0	0.5	0.0	90.0	"Green house mode"
SQ		175,450	505,923	-5.0	5.0	8.0	0.5	0.0	90.0	"Green house mode"
sQ		171,779	509,236	-3.1	5.0	8.0	0.5	0.0	90.0	"Green house mode"
sR		171,782	509,230	-3.3	5.0	8.0	0.5	0.0	90.0	"Green house mode"
SR		175,625	505,490	-5.8	5.0	8.0	0.5	0.0	90.0	"Green house mode"
SS		175,614	505,496	-6.0	5.0	8.0	0.5	0.0	90.0	"Green house mode"
sS		171,802	509,214	-4.0	5.0	8.0	0.5	0.0	90.0	"Green house mode"
sT		171,805	509,208	-4.0	5.0	8.0	0.5	0.0	90.0	"Green house mode"
ST		175,606	505,499	-5.9	5.0	8.0	0.5	0.0	90.0	"Green house mode"
SU		177,721	507,733	-3.0	5.0	8.0	0.5	0.0	90.0	"Green house mode"
sU		171,809	509,203	-4.0	5.0	8.0	0.5	0.0	90.0	"Green house mode"
SV		177,750	507,715	-3.9	5.0	8.0	0.5	0.0	90.0	"Green house mode"
sV		171,812	509,198	-4.0	5.0	8.0	0.5	0.0	90.0	"Green house mode"
SW		177,558	507,114	-5.0	5.0	8.0	0.5	0.0	90.0	"Green house mode"
sW		171,816	509,192	-4.0	5.0	8.0	0.5	0.0	90.0	"Green house mode"
SX		177,373	507,288	-6.0	5.0	8.0	0.5	0.0	90.0	"Green house mode"
sX		171,819	509,187	-4.0	5.0	8.0	0.5	0.0	90.0	"Green house mode"
SY		177,498	507,147	-5.0	5.0	8.0	0.5	0.0	90.0	"Green house mode"
sY		171,796	509,169	-4.0	5.0	8.0	0.5	0.0	90.0	"Green house mode"
sZ		171,791	509,166	-4.0	5.0	8.0	0.5	0.0	90.0	"Green house mode"
SZ		175,482	505,709	-5.3	5.0	8.0	0.5	0.0	90.0	"Green house mode"
T		175,020	506,110	-6.8	5.0	8.0	0.5	0.0	90.0	"Green house mode"
-T		172,077	509,234	-2.0	5.0	8.0	0.5	0.0	90.0	"Green house mode"
•T		172,131	509,039	-3.6	5.0	8.0	0.5	0.0	90.0	"Green house mode"
tA		171,786	509,163	-4.0	5.0	8.0	0.5	0.0	90.0	"Green house mode"
TA		175,447	505,706	-5.0	5.0	8.0	0.5	0.0	90.0	"Green house mode"
TB		175,473	505,689	-5.6	5.0	8.0	0.5	0.0	90.0	"Green house mode"
tB		171,780	509,160	-4.0	5.0	8.0	0.5	0.0	90.0	"Green house mode"
tC		171,775	509,156	-4.0	5.0	8.0	0.5	0.0	90.0	"Green house mode"
TC		174,995	505,675	-5.5	5.0	8.0	0.5	0.0	90.0	"Green house mode"
TD		174,993	505,700	-5.9	5.0	8.0	0.5	0.0	90.0	"Green house mode"
tD		171,765	509,148	-3.8	5.0	8.0	0.5	0.0	90.0	"Green house mode"
TE		175,477	505,612	-6.0	5.0	8.0	0.5	0.0	90.0	"Green house mode"
tE		171,886	509,269	-3.8	5.0	8.0	0.5	0.0	90.0	"Green house mode"
tF		171,875	509,256	-4.0	5.0	8.0	0.5	0.0	90.0	"Green house mode"
TF		176,232	506,028	-4.3	5.0	8.0	0.5	0.0	90.0	"Green house mode"
tG		171,867	509,238	-3.9	5.0	8.0	0.5	0.0	90.0	"Green house mode"
TG		175,676	505,673	-5.0	5.0	8.0	0.5	0.0	90.0	"Green house mode"

To be continued on next page...

SHADOW - Main Result

Calculation: Windplan Blauw - Cumulatie alle inrichtingen

...continued from previous page

No.	Name	X (east)	Y (north)	Z	Width	Height	Height a.g.l.	Degrees from south cw	Slope of window	Direction mode
		[m]	[m]	[m]	[m]	[m]	[m]	[°]	[°]	
TH		175,442	505,692	-5.4	5.0	8.0	0.5	0.0	90.0	"Green house mode"
tH		171,853	509,230	-3.7	5.0	8.0	0.5	0.0	90.0	"Green house mode"
tI		171,835	509,218	-3.9	5.0	8.0	0.5	0.0	90.0	"Green house mode"
TI		175,542	505,680	-5.0	5.0	8.0	0.5	0.0	90.0	"Green house mode"
TJ		175,809	505,505	-4.5	5.0	8.0	0.5	0.0	90.0	"Green house mode"
tJ		171,828	509,230	-3.5	5.0	8.0	0.5	0.0	90.0	"Green house mode"
TK		175,814	505,505	-4.5	5.0	8.0	0.5	0.0	90.0	"Green house mode"
tK		171,835	509,260	-3.5	5.0	8.0	0.5	0.0	90.0	"Green house mode"
TL		175,260	505,924	-6.0	5.0	8.0	0.5	0.0	90.0	"Green house mode"
tL		171,809	509,246	-3.0	5.0	8.0	0.5	0.0	90.0	"Green house mode"
tM		171,802	509,257	-3.4	5.0	8.0	0.5	0.0	90.0	"Green house mode"
TM		175,239	505,935	-6.0	5.0	8.0	0.5	0.0	90.0	"Green house mode"
TN		175,313	505,931	-5.1	5.0	8.0	0.5	0.0	90.0	"Green house mode"
tN		171,799	509,264	-3.6	5.0	8.0	0.5	0.0	90.0	"Green house mode"
TO		175,234	505,937	-5.9	5.0	8.0	0.5	0.0	90.0	"Green house mode"
tO		171,792	509,273	-3.7	5.0	8.0	0.5	0.0	90.0	"Green house mode"
tP		171,788	509,279	-3.7	5.0	8.0	0.5	0.0	90.0	"Green house mode"
TP		175,308	505,933	-5.2	5.0	8.0	0.5	0.0	90.0	"Green house mode"
tQ		171,785	509,291	-3.3	5.0	8.0	0.5	0.0	90.0	"Green house mode"
TQ		175,221	505,945	-5.6	5.0	8.0	0.5	0.0	90.0	"Green house mode"
tR		171,780	509,297	-3.2	5.0	8.0	0.5	0.0	90.0	"Green house mode"
TR		175,207	505,954	-5.1	5.0	8.0	0.5	0.0	90.0	"Green house mode"
tS		171,778	509,309	-3.0	5.0	8.0	0.5	0.0	90.0	"Green house mode"
TS		175,191	505,963	-5.1	5.0	8.0	0.5	0.0	90.0	"Green house mode"
TT		175,181	505,969	-5.3	5.0	8.0	0.5	0.0	90.0	"Green house mode"
tT		171,773	509,314	-3.0	5.0	8.0	0.5	0.0	90.0	"Green house mode"
tU		172,325	508,706	-3.5	5.0	8.0	0.5	0.0	90.0	"Green house mode"
TU		175,144	505,670	-5.0	5.0	8.0	0.5	0.0	90.0	"Green house mode"
TV		175,168	505,653	-4.4	5.0	8.0	0.5	0.0	90.0	"Green house mode"
tV		172,361	508,685	-4.0	5.0	8.0	0.5	0.0	90.0	"Green house mode"
TW		175,173	505,651	-4.5	5.0	8.0	0.5	0.0	90.0	"Green house mode"
tW		172,309	508,717	-3.1	5.0	8.0	0.5	0.0	90.0	"Green house mode"
TX		175,178	505,649	-4.5	5.0	8.0	0.5	0.0	90.0	"Green house mode"
tX		172,367	508,692	-4.0	5.0	8.0	0.5	0.0	90.0	"Green house mode"
TY		175,183	505,646	-4.6	5.0	8.0	0.5	0.0	90.0	"Green house mode"
tY		172,316	508,734	-3.0	5.0	8.0	0.5	0.0	90.0	"Green house mode"
tZ		172,368	508,696	-4.0	5.0	8.0	0.5	0.0	90.0	"Green house mode"
TZ		175,192	505,641	-4.7	5.0	8.0	0.5	0.0	90.0	"Green house mode"
U		175,017	506,105	-7.0	5.0	8.0	0.5	0.0	90.0	"Green house mode"
-U		172,090	509,226	-2.0	5.0	8.0	0.5	0.0	90.0	"Green house mode"
•U		172,134	509,032	-3.8	5.0	8.0	0.5	0.0	90.0	"Green house mode"
uA		172,332	508,726	-3.1	5.0	8.0	0.5	0.0	90.0	"Green house mode"
UA		175,197	505,639	-4.9	5.0	8.0	0.5	0.0	90.0	"Green house mode"
UB		175,202	505,636	-5.2	5.0	8.0	0.5	0.0	90.0	"Green house mode"
uB		172,368	508,698	-4.0	5.0	8.0	0.5	0.0	90.0	"Green house mode"
UC		175,207	505,635	-5.2	5.0	8.0	0.5	0.0	90.0	"Green house mode"
uC		172,339	508,743	-3.1	5.0	8.0	0.5	0.0	90.0	"Green house mode"
UD		175,212	505,632	-5.3	5.0	8.0	0.5	0.0	90.0	"Green house mode"
uD		172,367	508,702	-4.0	5.0	8.0	0.5	0.0	90.0	"Green house mode"
UE		175,139	505,660	-4.9	5.0	8.0	0.5	0.0	90.0	"Green house mode"
uE		172,346	508,753	-3.0	5.0	8.0	0.5	0.0	90.0	"Green house mode"
uF		172,366	508,710	-4.0	5.0	8.0	0.5	0.0	90.0	"Green house mode"
UF		175,136	505,650	-4.8	5.0	8.0	0.5	0.0	90.0	"Green house mode"
uG		172,350	508,757	-3.0	5.0	8.0	0.5	0.0	90.0	"Green house mode"
UG		175,136	505,645	-4.8	5.0	8.0	0.5	0.0	90.0	"Green house mode"
UH		175,137	505,639	-4.8	5.0	8.0	0.5	0.0	90.0	"Green house mode"
uH		172,367	508,719	-4.0	5.0	8.0	0.5	0.0	90.0	"Green house mode"
UI		175,137	505,634	-4.9	5.0	8.0	0.5	0.0	90.0	"Green house mode"
uI		172,354	508,764	-3.0	5.0	8.0	0.5	0.0	90.0	"Green house mode"
UJ		175,138	505,629	-5.0	5.0	8.0	0.5	0.0	90.0	"Green house mode"
uJ		172,366	508,727	-3.8	5.0	8.0	0.5	0.0	90.0	"Green house mode"
UK		175,138	505,623	-5.1	5.0	8.0	0.5	0.0	90.0	"Green house mode"
uK		172,358	508,770	-3.0	5.0	8.0	0.5	0.0	90.0	"Green house mode"
uL		172,365	508,731	-3.7	5.0	8.0	0.5	0.0	90.0	"Green house mode"

To be continued on next page...

SHADOW - Main Result

Calculation: Windplan Blauw - Cumulatie alle inrichtingen

...continued from previous page

No.	Name	X (east)	Y (north)	Z	Width	Height	Height a.g.l.	Degrees from south cw	Slope of window	Direction mode
		[m]	[m]	[m]	[m]	[m]	[m]	[°]	[°]	
UL		175,138	505,618	-5.1	5.0	8.0	0.5	0.0	90.0	"Green house mode"
uM		172,360	508,800	-2.6	5.0	8.0	0.5	0.0	90.0	"Green house mode"
UM		175,139	505,612	-5.3	5.0	8.0	0.5	0.0	90.0	"Green house mode"
UN		175,140	505,607	-5.3	5.0	8.0	0.5	0.0	90.0	"Green house mode"
uN		172,366	508,736	-3.6	5.0	8.0	0.5	0.0	90.0	"Green house mode"
uO		172,382	508,787	-2.9	5.0	8.0	0.5	0.0	90.0	"Green house mode"
UO		175,140	505,601	-5.3	5.0	8.0	0.5	0.0	90.0	"Green house mode"
UP		175,141	505,597	-5.3	5.0	8.0	0.5	0.0	90.0	"Green house mode"
uP		172,369	508,740	-3.4	5.0	8.0	0.5	0.0	90.0	"Green house mode"
uQ		172,384	508,810	-2.6	5.0	8.0	0.5	0.0	90.0	"Green house mode"
UQ		175,559	505,630	-5.2	5.0	8.0	0.5	0.0	90.0	"Green house mode"
uR		172,372	508,746	-3.2	5.0	8.0	0.5	0.0	90.0	"Green house mode"
UR		175,556	505,625	-5.2	5.0	8.0	0.5	0.0	90.0	"Green house mode"
uS		172,392	508,825	-2.6	5.0	8.0	0.5	0.0	90.0	"Green house mode"
US		175,530	505,633	-5.3	5.0	8.0	0.5	0.0	90.0	"Green house mode"
uT		172,379	508,747	-3.2	5.0	8.0	0.5	0.0	90.0	"Green house mode"
UT		175,616	505,703	-3.9	5.0	8.0	0.5	0.0	90.0	"Green house mode"
uU		172,032	508,874	-3.9	5.0	8.0	0.5	0.0	90.0	"Green house mode"
UU		175,641	505,690	-4.6	5.0	8.0	0.5	0.0	90.0	"Green house mode"
UV		175,620	505,712	-4.2	5.0	8.0	0.5	0.0	90.0	"Green house mode"
uV		171,891	508,849	-2.7	5.0	8.0	0.5	0.0	90.0	"Green house mode"
uW		172,026	508,870	-4.0	5.0	8.0	0.5	0.0	90.0	"Green house mode"
UW		175,618	505,708	-4.1	5.0	8.0	0.5	0.0	90.0	"Green house mode"
uX		171,886	508,846	-2.5	5.0	8.0	0.5	0.0	90.0	"Green house mode"
UX		175,643	505,696	-4.7	5.0	8.0	0.5	0.0	90.0	"Green house mode"
UY		175,625	505,722	-4.6	5.0	8.0	0.5	0.0	90.0	"Green house mode"
uY		172,022	508,866	-4.0	5.0	8.0	0.5	0.0	90.0	"Green house mode"
UZ		175,623	505,719	-4.5	5.0	8.0	0.5	0.0	90.0	"Green house mode"
uZ		171,880	508,843	-2.2	5.0	8.0	0.5	0.0	90.0	"Green house mode"
V		175,013	506,101	-6.9	5.0	8.0	0.5	0.0	90.0	"Green house mode"
-V		172,181	508,627	-4.9	5.0	8.0	0.5	0.0	90.0	"Green house mode"
•V		172,195	508,887	-4.0	5.0	8.0	0.5	0.0	90.0	"Green house mode"
VA		175,650	505,711	-4.9	5.0	8.0	0.5	0.0	90.0	"Green house mode"
vA		172,016	508,863	-4.0	5.0	8.0	0.5	0.0	90.0	"Green house mode"
vB		172,407	508,794	-3.0	5.0	8.0	0.5	0.0	90.0	"Green house mode"
VB		175,648	505,706	-4.8	5.0	8.0	0.5	0.0	90.0	"Green house mode"
vC		172,408	508,789	-3.0	5.0	8.0	0.5	0.0	90.0	"Green house mode"
VC		175,629	505,729	-4.8	5.0	8.0	0.5	0.0	90.0	"Green house mode"
VD		175,626	505,725	-4.7	5.0	8.0	0.5	0.0	90.0	"Green house mode"
vD		172,409	508,782	-3.0	5.0	8.0	0.5	0.0	90.0	"Green house mode"
vE		172,423	508,773	-3.0	5.0	8.0	0.5	0.0	90.0	"Green house mode"
VE		175,652	505,716	-4.9	5.0	8.0	0.5	0.0	90.0	"Green house mode"
vF		172,428	508,769	-3.0	5.0	8.0	0.5	0.0	90.0	"Green house mode"
VF		175,651	505,711	-4.9	5.0	8.0	0.5	0.0	90.0	"Green house mode"
VG		175,634	505,740	-5.0	5.0	8.0	0.5	0.0	90.0	"Green house mode"
vG		172,435	508,770	-3.0	5.0	8.0	0.5	0.0	90.0	"Green house mode"
VH		175,631	505,734	-4.9	5.0	8.0	0.5	0.0	90.0	"Green house mode"
vH		172,440	508,767	-3.0	5.0	8.0	0.5	0.0	90.0	"Green house mode"
VI		175,658	505,728	-5.0	5.0	8.0	0.5	0.0	90.0	"Green house mode"
vI		172,445	508,763	-3.0	5.0	8.0	0.5	0.0	90.0	"Green house mode"
VJ		175,656	505,721	-5.0	5.0	8.0	0.5	0.0	90.0	"Green house mode"
vJ		172,450	508,760	-3.0	5.0	8.0	0.5	0.0	90.0	"Green house mode"
VK		175,639	505,746	-5.0	5.0	8.0	0.5	0.0	90.0	"Green house mode"
vK		172,081	509,176	-1.0	5.0	8.0	0.5	0.0	90.0	"Green house mode"
vL		172,086	509,181	-1.0	5.0	8.0	0.5	0.0	90.0	"Green house mode"
VL		175,632	505,739	-5.0	5.0	8.0	0.5	0.0	90.0	"Green house mode"
VM		175,661	505,735	-5.0	5.0	8.0	0.5	0.0	90.0	"Green house mode"
vM		172,091	509,188	-1.1	5.0	8.0	0.5	0.0	90.0	"Green house mode"
vN		172,095	509,194	-1.3	5.0	8.0	0.5	0.0	90.0	"Green house mode"
VN		175,658	505,726	-5.0	5.0	8.0	0.5	0.0	90.0	"Green house mode"
vO		172,100	509,201	-1.5	5.0	8.0	0.5	0.0	90.0	"Green house mode"
VO		175,644	505,758	-5.0	5.0	8.0	0.5	0.0	90.0	"Green house mode"
VP		175,638	505,750	-5.0	5.0	8.0	0.5	0.0	90.0	"Green house mode"
vP		172,322	509,603	-1.4	5.0	8.0	0.5	0.0	90.0	"Green house mode"

To be continued on next page...

SHADOW - Main Result

Calculation: Windplan Blauw - Cumulatie alle inrichtingen

...continued from previous page

No.	Name	X (east)	Y (north)	Z	Width	Height	Height a.g.l.	Degrees from south cw	Slope of window	Direction mode
		[m]	[m]	[m]	[m]	[m]	[m]	[°]	[°]	
VQ		175,668	505,746	-5.0	5.0	8.0	0.5	0.0	90.0	"Green house mode"
vQ		172,289	509,556	-2.0	5.0	8.0	0.5	0.0	90.0	"Green house mode"
VR		175,663	505,735	-5.0	5.0	8.0	0.5	0.0	90.0	"Green house mode"
vR		172,320	509,609	-1.2	5.0	8.0	0.5	0.0	90.0	"Green house mode"
vS		172,300	509,566	-1.8	5.0	8.0	0.5	0.0	90.0	"Green house mode"
VS		175,647	505,765	-5.0	5.0	8.0	0.5	0.0	90.0	"Green house mode"
vT		172,316	509,622	-0.8	5.0	8.0	0.5	0.0	90.0	"Green house mode"
VT		175,640	505,754	-5.0	5.0	8.0	0.5	0.0	90.0	"Green house mode"
vU		172,305	509,570	-1.8	5.0	8.0	0.5	0.0	90.0	"Green house mode"
VU		175,671	505,753	-5.0	5.0	8.0	0.5	0.0	90.0	"Green house mode"
vV		172,315	509,627	-0.7	5.0	8.0	0.5	0.0	90.0	"Green house mode"
VV		175,666	505,740	-5.0	5.0	8.0	0.5	0.0	90.0	"Green house mode"
vW		172,317	509,577	-1.9	5.0	8.0	0.5	0.0	90.0	"Green house mode"
VW		175,652	505,776	-5.3	5.0	8.0	0.5	0.0	90.0	"Green house mode"
vX		172,314	509,641	-0.7	5.0	8.0	0.5	0.0	90.0	"Green house mode"
VX		175,645	505,765	-5.0	5.0	8.0	0.5	0.0	90.0	"Green house mode"
VY		175,677	505,765	-5.0	5.0	8.0	0.5	0.0	90.0	"Green house mode"
vY		172,322	509,580	-1.9	5.0	8.0	0.5	0.0	90.0	"Green house mode"
VZ		175,671	505,751	-5.0	5.0	8.0	0.5	0.0	90.0	"Green house mode"
vZ		172,312	509,646	-0.7	5.0	8.0	0.5	0.0	90.0	"Green house mode"
W		175,011	506,096	-6.7	5.0	8.0	0.5	0.0	90.0	"Green house mode"
-W		172,176	508,619	-4.7	5.0	8.0	0.5	0.0	90.0	"Green house mode"
•W		172,200	508,873	-3.9	5.0	8.0	0.5	0.0	90.0	"Green house mode"
WA		175,655	505,782	-5.5	5.0	8.0	0.5	0.0	90.0	"Green house mode"
wA		172,333	509,588	-2.0	5.0	8.0	0.5	0.0	90.0	"Green house mode"
WB		175,649	505,770	-5.1	5.0	8.0	0.5	0.0	90.0	"Green house mode"
wB		172,304	509,656	-0.4	5.0	8.0	0.5	0.0	90.0	"Green house mode"
WC		175,679	505,771	-5.1	5.0	8.0	0.5	0.0	90.0	"Green house mode"
wC		172,302	509,662	-0.4	5.0	8.0	0.5	0.0	90.0	"Green house mode"
wD		172,345	509,611	-1.2	5.0	8.0	0.5	0.0	90.0	"Green house mode"
WD		175,673	505,755	-5.0	5.0	8.0	0.5	0.0	90.0	"Green house mode"
wE		172,300	509,669	-0.3	5.0	8.0	0.5	0.0	90.0	"Green house mode"
WE		175,653	505,779	-5.4	5.0	8.0	0.5	0.0	90.0	"Green house mode"
wF		172,343	509,616	-1.1	5.0	8.0	0.5	0.0	90.0	"Green house mode"
WF		175,678	505,766	-5.0	5.0	8.0	0.5	0.0	90.0	"Green house mode"
WG		175,656	505,785	-5.6	5.0	8.0	0.5	0.0	90.0	"Green house mode"
wG		172,298	509,674	-0.3	5.0	8.0	0.5	0.0	90.0	"Green house mode"
WH		175,681	505,770	-5.1	5.0	8.0	0.5	0.0	90.0	"Green house mode"
wH		172,339	509,628	-1.0	5.0	8.0	0.5	0.0	90.0	"Green house mode"
wI		172,299	509,682	-0.4	5.0	8.0	0.5	0.0	90.0	"Green house mode"
WI		175,273	505,751	-5.4	5.0	8.0	0.5	0.0	90.0	"Green house mode"
wJ		172,337	509,634	-1.0	5.0	8.0	0.5	0.0	90.0	"Green house mode"
WJ		175,278	505,760	-5.2	5.0	8.0	0.5	0.0	90.0	"Green house mode"
WK		175,281	505,766	-5.1	5.0	8.0	0.5	0.0	90.0	"Green house mode"
wK		172,345	509,649	-1.0	5.0	8.0	0.5	0.0	90.0	"Green house mode"
WL		175,286	505,776	-5.1	5.0	8.0	0.5	0.0	90.0	"Green house mode"
wL		172,343	509,657	-1.0	5.0	8.0	0.5	0.0	90.0	"Green house mode"
wM		172,339	509,669	-1.0	5.0	8.0	0.5	0.0	90.0	"Green house mode"
WM		175,289	505,781	-5.1	5.0	8.0	0.5	0.0	90.0	"Green house mode"
wN		172,337	509,676	-1.0	5.0	8.0	0.5	0.0	90.0	"Green house mode"
WN		175,294	505,791	-5.1	5.0	8.0	0.5	0.0	90.0	"Green house mode"
WO		175,297	505,796	-5.0	5.0	8.0	0.5	0.0	90.0	"Green house mode"
wO		172,321	509,684	-1.0	5.0	8.0	0.5	0.0	90.0	"Green house mode"
WP		175,274	505,806	-5.0	5.0	8.0	0.5	0.0	90.0	"Green house mode"
wP		172,319	509,690	-1.2	5.0	8.0	0.5	0.0	90.0	"Green house mode"
WQ		175,253	505,814	-5.0	5.0	8.0	0.5	0.0	90.0	"Green house mode"
wQ		172,315	509,702	-1.6	5.0	8.0	0.5	0.0	90.0	"Green house mode"
WR		175,235	505,822	-5.2	5.0	8.0	0.5	0.0	90.0	"Green house mode"
wR		172,314	509,708	-1.9	5.0	8.0	0.5	0.0	90.0	"Green house mode"
wS		172,105	509,207	-1.7	5.0	8.0	0.5	0.0	90.0	"Green house mode"
WS		175,142	505,665	-4.9	5.0	8.0	0.5	0.0	90.0	"Green house mode"
wT		172,110	509,213	-1.9	5.0	8.0	0.5	0.0	90.0	"Green house mode"
WT		175,669	505,646	-5.0	5.0	8.0	0.5	0.0	90.0	"Green house mode"
wU		172,141	509,234	-2.1	5.0	8.0	0.5	0.0	90.0	"Green house mode"

To be continued on next page...

SHADOW - Main Result

Calculation: Windplan Blauw - Cumulatie alle inrichtingen

...continued from previous page

No.	Name	X (east)	Y (north)	Z	Width	Height	Height a.g.l.	Degrees from south cw	Slope of window	Direction mode
		[m]	[m]	[m]	[m]	[m]	[m]	[°]	[°]	
WU		175,514	505,695	-5.8	5.0	8.0	0.5	0.0	90.0	"Green house mode"
wV		172,146	509,240	-2.2	5.0	8.0	0.5	0.0	90.0	"Green house mode"
WV		175,664	505,649	-5.0	5.0	8.0	0.5	0.0	90.0	"Green house mode"
wW		172,151	509,246	-2.3	5.0	8.0	0.5	0.0	90.0	"Green house mode"
WW		175,658	505,652	-5.0	5.0	8.0	0.5	0.0	90.0	"Green house mode"
wX		172,116	509,110	-3.3	5.0	8.0	0.5	0.0	90.0	"Green house mode"
WX		175,457	505,724	-5.0	5.0	8.0	0.5	0.0	90.0	"Green house mode"
WY		175,422	505,738	-5.2	5.0	8.0	0.5	0.0	90.0	"Green house mode"
wY		172,155	509,253	-2.4	5.0	8.0	0.5	0.0	90.0	"Green house mode"
wZ		172,160	509,259	-2.4	5.0	8.0	0.5	0.0	90.0	"Green house mode"
WZ		175,648	505,657	-5.0	5.0	8.0	0.5	0.0	90.0	"Green house mode"
-X		172,170	508,611	-4.5	5.0	8.0	0.5	0.0	90.0	"Green house mode"
X		175,007	506,091	-6.4	5.0	8.0	0.5	0.0	90.0	"Green house mode"
•X		172,204	508,861	-3.6	5.0	8.0	0.5	0.0	90.0	"Green house mode"
xA		172,131	509,113	-3.1	5.0	8.0	0.5	0.0	90.0	"Green house mode"
XA		175,399	505,751	-5.4	5.0	8.0	0.5	0.0	90.0	"Green house mode"
xB		172,165	509,265	-2.3	5.0	8.0	0.5	0.0	90.0	"Green house mode"
XB		175,643	505,659	-5.0	5.0	8.0	0.5	0.0	90.0	"Green house mode"
XC		175,638	505,662	-4.9	5.0	8.0	0.5	0.0	90.0	"Green house mode"
xC		172,138	509,114	-3.0	5.0	8.0	0.5	0.0	90.0	"Green house mode"
XD		175,633	505,665	-4.8	5.0	8.0	0.5	0.0	90.0	"Green house mode"
xD		172,198	509,288	-2.0	5.0	8.0	0.5	0.0	90.0	"Green house mode"
XE		175,627	505,668	-4.6	5.0	8.0	0.5	0.0	90.0	"Green house mode"
xE		172,145	509,116	-3.0	5.0	8.0	0.5	0.0	90.0	"Green house mode"
XF		175,607	505,678	-4.0	5.0	8.0	0.5	0.0	90.0	"Green house mode"
xF		172,152	509,117	-3.0	5.0	8.0	0.5	0.0	90.0	"Green house mode"
xG		172,212	509,307	-2.0	5.0	8.0	0.5	0.0	90.0	"Green house mode"
XG		175,601	505,680	-3.9	5.0	8.0	0.5	0.0	90.0	"Green house mode"
xH		172,178	509,161	-3.1	5.0	8.0	0.5	0.0	90.0	"Green house mode"
XH		175,596	505,683	-3.8	5.0	8.0	0.5	0.0	90.0	"Green house mode"
xl		172,185	509,163	-3.2	5.0	8.0	0.5	0.0	90.0	"Green house mode"
XI		175,591	505,685	-3.8	5.0	8.0	0.5	0.0	90.0	"Green house mode"
XJ		175,581	505,691	-3.5	5.0	8.0	0.5	0.0	90.0	"Green house mode"
xJ		172,222	509,319	-2.5	5.0	8.0	0.5	0.0	90.0	"Green house mode"
XK		175,575	505,694	-3.6	5.0	8.0	0.5	0.0	90.0	"Green house mode"
xK		172,193	509,164	-3.5	5.0	8.0	0.5	0.0	90.0	"Green house mode"
XL		175,565	505,700	-3.9	5.0	8.0	0.5	0.0	90.0	"Green house mode"
xL		172,200	509,166	-3.6	5.0	8.0	0.5	0.0	90.0	"Green house mode"
xM		172,207	509,167	-3.8	5.0	8.0	0.5	0.0	90.0	"Green house mode"
XM		175,545	505,709	-4.8	5.0	8.0	0.5	0.0	90.0	"Green house mode"
xN		172,214	509,168	-4.0	5.0	8.0	0.5	0.0	90.0	"Green house mode"
XN		175,540	505,712	-4.9	5.0	8.0	0.5	0.0	90.0	"Green house mode"
XO		175,534	505,715	-4.9	5.0	8.0	0.5	0.0	90.0	"Green house mode"
xO		172,240	509,213	-3.4	5.0	8.0	0.5	0.0	90.0	"Green house mode"
XP		175,524	505,720	-5.0	5.0	8.0	0.5	0.0	90.0	"Green house mode"
xP		172,247	509,214	-3.2	5.0	8.0	0.5	0.0	90.0	"Green house mode"
XQ		175,519	505,723	-5.1	5.0	8.0	0.5	0.0	90.0	"Green house mode"
xQ		172,255	509,216	-2.8	5.0	8.0	0.5	0.0	90.0	"Green house mode"
XR		175,513	505,726	-5.1	5.0	8.0	0.5	0.0	90.0	"Green house mode"
xR		172,262	509,217	-2.4	5.0	8.0	0.5	0.0	90.0	"Green house mode"
xS		172,269	509,217	-2.1	5.0	8.0	0.5	0.0	90.0	"Green house mode"
XS		175,508	505,730	-5.1	5.0	8.0	0.5	0.0	90.0	"Green house mode"
XT		175,502	505,732	-5.1	5.0	8.0	0.5	0.0	90.0	"Green house mode"
xT		172,277	509,220	-1.7	5.0	8.0	0.5	0.0	90.0	"Green house mode"
xU		172,302	509,264	-2.3	5.0	8.0	0.5	0.0	90.0	"Green house mode"
XU		175,483	505,741	-5.0	5.0	8.0	0.5	0.0	90.0	"Green house mode"
XV		175,477	505,743	-5.0	5.0	8.0	0.5	0.0	90.0	"Green house mode"
xV		172,311	509,266	-2.2	5.0	8.0	0.5	0.0	90.0	"Green house mode"
xW		172,320	509,269	-2.1	5.0	8.0	0.5	0.0	90.0	"Green house mode"
XW		175,467	505,749	-5.0	5.0	8.0	0.5	0.0	90.0	"Green house mode"
XX		175,462	505,752	-5.0	5.0	8.0	0.5	0.0	90.0	"Green house mode"
xX		172,326	509,269	-2.0	5.0	8.0	0.5	0.0	90.0	"Green house mode"
XY		175,456	505,755	-5.0	5.0	8.0	0.5	0.0	90.0	"Green house mode"
xY		172,337	509,272	-2.2	5.0	8.0	0.5	0.0	90.0	"Green house mode"

To be continued on next page...

SHADOW - Main Result

Calculation: Windplan Blauw - Cumulatie alle inrichtingen

...continued from previous page

No.	Name	X (east)	Y (north)	Z	Width	Height	Height a.g.l.	Degrees from south cw	Slope of window	Direction mode
		[m]	[m]	[m]	[m]	[m]	[m]	[°]	[°]	
xZ		172,346	509,274	-2.4	5.0	8.0	0.5	0.0	90.0	"Green house mode"
XZ		175,450	505,758	-5.0	5.0	8.0	0.5	0.0	90.0	"Green house mode"
-Y		172,166	508,602	-4.2	5.0	8.0	0.5	0.0	90.0	"Green house mode"
Y		175,004	506,086	-6.3	5.0	8.0	0.5	0.0	90.0	"Green house mode"
•Y		172,210	508,847	-3.2	5.0	8.0	0.5	0.0	90.0	"Green house mode"
yA		172,643	508,867	-3.8	5.0	8.0	0.5	0.0	90.0	"Green house mode"
YA		175,445	505,761	-5.0	5.0	8.0	0.5	0.0	90.0	"Green house mode"
YB		175,440	505,763	-5.0	5.0	8.0	0.5	0.0	90.0	"Green house mode"
yB		172,648	508,864	-3.8	5.0	8.0	0.5	0.0	90.0	"Green house mode"
yC		172,653	508,860	-3.8	5.0	8.0	0.5	0.0	90.0	"Green house mode"
YC		175,420	505,773	-5.0	5.0	8.0	0.5	0.0	90.0	"Green house mode"
yD		172,658	508,856	-3.8	5.0	8.0	0.5	0.0	90.0	"Green house mode"
YD		175,414	505,775	-5.0	5.0	8.0	0.5	0.0	90.0	"Green house mode"
yE		172,671	508,846	-3.9	5.0	8.0	0.5	0.0	90.0	"Green house mode"
YE		175,409	505,778	-5.0	5.0	8.0	0.5	0.0	90.0	"Green house mode"
YF		175,404	505,781	-5.0	5.0	8.0	0.5	0.0	90.0	"Green house mode"
yF		172,676	508,842	-3.8	5.0	8.0	0.5	0.0	90.0	"Green house mode"
yG		172,681	508,837	-3.7	5.0	8.0	0.5	0.0	90.0	"Green house mode"
YG		175,399	505,784	-5.0	5.0	8.0	0.5	0.0	90.0	"Green house mode"
yH		172,689	508,828	-3.8	5.0	8.0	0.5	0.0	90.0	"Green house mode"
YH		175,394	505,786	-5.0	5.0	8.0	0.5	0.0	90.0	"Green house mode"
yI		172,698	508,825	-3.8	5.0	8.0	0.5	0.0	90.0	"Green house mode"
YI		175,388	505,789	-5.0	5.0	8.0	0.5	0.0	90.0	"Green house mode"
yJ		172,704	508,820	-3.9	5.0	8.0	0.5	0.0	90.0	"Green house mode"
YJ		175,384	505,791	-5.0	5.0	8.0	0.5	0.0	90.0	"Green house mode"
yK		172,709	508,815	-3.9	5.0	8.0	0.5	0.0	90.0	"Green house mode"
YK		175,379	505,794	-5.0	5.0	8.0	0.5	0.0	90.0	"Green house mode"
yL		172,555	508,729	-3.0	5.0	8.0	0.5	0.0	90.0	"Green house mode"
YL		175,525	505,637	-5.5	5.0	8.0	0.5	0.0	90.0	"Green house mode"
YM		175,519	505,640	-5.6	5.0	8.0	0.5	0.0	90.0	"Green house mode"
yM		172,552	508,724	-2.9	5.0	8.0	0.5	0.0	90.0	"Green house mode"
YN		174,804	511,303	-5.2	5.0	8.0	0.5	0.0	90.0	"Green house mode"
yN		172,548	508,719	-2.9	5.0	8.0	0.5	0.0	90.0	"Green house mode"
YO		174,705	511,262	-3.4	5.0	8.0	0.5	0.0	90.0	"Green house mode"
yO		172,545	508,714	-2.8	5.0	8.0	0.5	0.0	90.0	"Green house mode"
yP		172,542	508,709	-2.8	5.0	8.0	0.5	0.0	90.0	"Green house mode"
YP		174,577	510,948	-5.3	5.0	8.0	0.5	0.0	90.0	"Green house mode"
YQ		174,323	510,546	-4.1	5.0	8.0	0.5	0.0	90.0	"Green house mode"
yQ		172,538	508,704	-2.8	5.0	8.0	0.5	0.0	90.0	"Green house mode"
YR		174,260	510,559	-4.5	5.0	8.0	0.5	0.0	90.0	"Green house mode"
yR		172,533	508,689	-3.0	5.0	8.0	0.5	0.0	90.0	"Green house mode"
YS		174,095	510,182	-3.1	5.0	8.0	0.5	0.0	90.0	"Green house mode"
yS		172,538	508,686	-3.0	5.0	8.0	0.5	0.0	90.0	"Green house mode"
yT		172,543	508,682	-3.0	5.0	8.0	0.5	0.0	90.0	"Green house mode"
YT		174,043	510,212	-2.3	5.0	8.0	0.5	0.0	90.0	"Green house mode"
yU		172,548	508,679	-3.0	5.0	8.0	0.5	0.0	90.0	"Green house mode"
YU		174,052	510,116	-3.2	5.0	8.0	0.5	0.0	90.0	"Green house mode"
yV		172,553	508,676	-3.0	5.0	8.0	0.5	0.0	90.0	"Green house mode"
YV		174,015	510,165	-3.5	5.0	8.0	0.5	0.0	90.0	"Green house mode"
YW		173,674	509,630	-4.2	5.0	8.0	0.5	0.0	90.0	"Green house mode"
yW		172,558	508,672	-3.0	5.0	8.0	0.5	0.0	90.0	"Green house mode"
YX		173,432	509,123	-4.3	5.0	8.0	0.5	0.0	90.0	"Green house mode"
yX		172,563	508,669	-3.1	5.0	8.0	0.5	0.0	90.0	"Green house mode"
yY		172,568	508,665	-3.0	5.0	8.0	0.5	0.0	90.0	"Green house mode"
YY		173,367	509,025	-4.1	5.0	8.0	0.5	0.0	90.0	"Green house mode"
yZ		172,534	509,225	-2.6	5.0	8.0	0.5	0.0	90.0	"Green house mode"
YZ		175,557	505,505	-5.5	5.0	8.0	0.5	0.0	90.0	"Green house mode"
-Z		172,406	508,980	-2.7	5.0	8.0	0.5	0.0	90.0	"Green house mode"
Z		175,001	506,081	-6.1	5.0	8.0	0.5	0.0	90.0	"Green house mode"
•Z		172,233	508,803	-4.2	5.0	8.0	0.5	0.0	90.0	"Green house mode"
zA		172,563	509,221	-1.8	5.0	8.0	0.5	0.0	90.0	"Green house mode"
ZA		175,545	505,503	-5.6	5.0	8.0	0.5	0.0	90.0	"Green house mode"
zB		172,534	509,217	-2.5	5.0	8.0	0.5	0.0	90.0	"Green house mode"
ZB		175,534	505,502	-5.6	5.0	8.0	0.5	0.0	90.0	"Green house mode"

To be continued on next page...

SHADOW - Main Result

Calculation: Windplan Blauw - Cumulatie alle inrichtingen

...continued from previous page

No.	Name	X (east)	Y (north)	Z	Width	Height	Height a.g.l.	Degrees from south cw	Slope of window	Direction mode
		[m]	[m]	[m]	[m]	[m]	[m]	[°]	[°]	
ZC		175,522	505,500	-5.6	5.0	8.0	0.5	0.0	90.0	"Green house mode"
zC		172,562	509,213	-1.7	5.0	8.0	0.5	0.0	90.0	"Green house mode"
zD		172,533	509,208	-2.4	5.0	8.0	0.5	0.0	90.0	"Green house mode"
ZD		175,514	505,501	-5.6	5.0	8.0	0.5	0.0	90.0	"Green house mode"
ZE		175,502	505,498	-5.6	5.0	8.0	0.5	0.0	90.0	"Green house mode"
zE		172,563	509,206	-1.7	5.0	8.0	0.5	0.0	90.0	"Green house mode"
zF		172,532	509,200	-2.2	5.0	8.0	0.5	0.0	90.0	"Green house mode"
ZF		175,488	505,498	-5.4	5.0	8.0	0.5	0.0	90.0	"Green house mode"
zG		172,562	509,197	-1.8	5.0	8.0	0.5	0.0	90.0	"Green house mode"
ZG		175,476	505,497	-5.2	5.0	8.0	0.5	0.0	90.0	"Green house mode"
zH		172,532	509,191	-2.1	5.0	8.0	0.5	0.0	90.0	"Green house mode"
ZH		175,465	505,496	-5.1	5.0	8.0	0.5	0.0	90.0	"Green house mode"
ZI		175,455	505,493	-5.3	5.0	8.0	0.5	0.0	90.0	"Green house mode"
zI		172,561	509,189	-1.8	5.0	8.0	0.5	0.0	90.0	"Green house mode"
ZJ		175,444	505,493	-5.6	5.0	8.0	0.5	0.0	90.0	"Green house mode"
zJ		172,530	509,183	-2.1	5.0	8.0	0.5	0.0	90.0	"Green house mode"
zK		172,560	509,179	-1.9	5.0	8.0	0.5	0.0	90.0	"Green house mode"
ZK		175,339	505,921	-5.0	5.0	8.0	0.5	0.0	90.0	"Green house mode"
ZL		175,304	505,906	-5.3	5.0	8.0	0.5	0.0	90.0	"Green house mode"
zL		172,530	509,172	-2.3	5.0	8.0	0.5	0.0	90.0	"Green house mode"
ZM		175,333	505,923	-5.0	5.0	8.0	0.5	0.0	90.0	"Green house mode"
zM		172,559	509,173	-2.0	5.0	8.0	0.5	0.0	90.0	"Green house mode"
ZN		175,283	505,914	-5.9	5.0	8.0	0.5	0.0	90.0	"Green house mode"
zN		172,406	509,183	-3.9	5.0	8.0	0.5	0.0	90.0	"Green house mode"
ZO		175,329	505,925	-5.0	5.0	8.0	0.5	0.0	90.0	"Green house mode"
zO		172,411	509,179	-3.8	5.0	8.0	0.5	0.0	90.0	"Green house mode"
zP		172,415	509,175	-3.7	5.0	8.0	0.5	0.0	90.0	"Green house mode"
ZP		175,266	505,921	-6.0	5.0	8.0	0.5	0.0	90.0	"Green house mode"
ZQ		175,324	505,928	-5.0	5.0	8.0	0.5	0.0	90.0	"Green house mode"
zQ		172,422	509,173	-3.5	5.0	8.0	0.5	0.0	90.0	"Green house mode"
zR		172,426	509,168	-3.4	5.0	8.0	0.5	0.0	90.0	"Green house mode"
ZR		175,218	505,699	-6.0	5.0	8.0	0.5	0.0	90.0	"Green house mode"
zS		172,431	509,164	-3.2	5.0	8.0	0.5	0.0	90.0	"Green house mode"
ZS		175,597	505,844	-5.7	5.0	8.0	0.5	0.0	90.0	"Green house mode"
zT		172,435	509,160	-3.1	5.0	8.0	0.5	0.0	90.0	"Green house mode"
ZT		175,457	505,658	-5.5	5.0	8.0	0.5	0.0	90.0	"Green house mode"
ZU		175,526	505,837	-6.0	5.0	8.0	0.5	0.0	90.0	"Green house mode"
zU		172,436	509,153	-3.1	5.0	8.0	0.5	0.0	90.0	"Green house mode"
ZV		175,205	505,583	-6.0	5.0	8.0	0.5	0.0	90.0	"Green house mode"
zV		172,469	509,127	-3.0	5.0	8.0	0.5	0.0	90.0	"Green house mode"
zW		172,481	509,116	-3.0	5.0	8.0	0.5	0.0	90.0	"Green house mode"
ZW		175,183	505,581	-6.0	5.0	8.0	0.5	0.0	90.0	"Green house mode"
zX		172,493	509,100	-2.7	5.0	8.0	0.5	0.0	90.0	"Green house mode"
ZX		175,356	505,912	-5.0	5.0	8.0	0.5	0.0	90.0	"Green house mode"
ZY		175,401	505,695	-5.8	5.0	8.0	0.5	0.0	90.0	"Green house mode"
zY		172,512	509,089	-2.1	5.0	8.0	0.5	0.0	90.0	"Green house mode"
ZZ		175,002	505,606	-6.0	5.0	8.0	0.5	0.0	90.0	"Green house mode"
zZ		172,635	508,924	-4.0	5.0	8.0	0.5	0.0	90.0	"Green house mode"

Calculation Results

Shadow receptor

No.	Name	Shadow, worst case			Shadow, expected values
		Shadow hours per year [h/year]	Shadow days per year [days/year]	Max shadow hours per day [h/day]	Shadow hours per year [h/year]
A		3:05	21	0:14	0:53
B		2:59	20	0:14	0:51
C		0:00	0	0:00	0:00
D		8:17	68	0:12	2:09
E		8:36	72	0:12	2:15
F		8:55	73	0:12	2:20
G		9:04	73	0:13	2:22
H		9:39	76	0:13	2:31

To be continued on next page...

SHADOW - Main Result

Calculation: Windplan Blauw - Cumulatie alle inrichtingen

...continued from previous page

No.	Name	Shadow, worst case		Max shadow hours per day [h/day]	Shadow, expected values	
		Shadow hours per year [h/year]	Shadow days per year [days/year]		Shadow hours per year [h/year]	Shadow hours per year [h/year]
I		10:26	79	0:14	2:43	
J		10:40	77	0:14	2:47	
K		11:09	79	0:14	2:54	
L		11:16	79	0:14	2:56	
M		13:21	85	0:16	3:28	
N		17:13	119	0:16	4:27	
O		13:03	58	0:24	3:45	
P		4:06	24	0:17	1:12	
Q		3:50	23	0:16	1:08	
R		3:51	22	0:16	1:08	
S		3:32	23	0:15	1:03	
T		0:00	0	0:00	0:00	
U		30:33	177	0:21	7:36	
V		30:00	173	0:21	7:28	
W		29:08	172	0:21	7:16	
X		28:55	171	0:21	7:13	
Y		28:05	167	0:20	7:00	
Z		27:46	168	0:20	6:56	
[A		0:00	0	0:00	0:00	
[B		0:00	0	0:00	0:00	
[C		260:33	324	1:25	60:18	
[D		0:00	0	0:00	0:00	
[E		0:00	0	0:00	0:00	
[F		0:00	0	0:00	0:00	
[G		0:00	0	0:00	0:00	
[H		82:58	221	0:35	15:39	
[I		0:00	0	0:00	0:00	
[J		0:00	0	0:00	0:00	
[K		0:00	0	0:00	0:00	
[L		0:00	0	0:00	0:00	
[M		0:00	0	0:00	0:00	
[N		0:00	0	0:00	0:00	
[O		0:00	0	0:00	0:00	
[P		0:00	0	0:00	0:00	
[Q		0:00	0	0:00	0:00	
[R		0:00	0	0:00	0:00	
[S		0:00	0	0:00	0:00	
[T		0:00	0	0:00	0:00	
[U		0:00	0	0:00	0:00	
[V		0:00	0	0:00	0:00	
[W		0:00	0	0:00	0:00	
[X		0:00	0	0:00	0:00	
[Y		0:00	0	0:00	0:00	
[Z		0:00	0	0:00	0:00	
\A		0:00	0	0:00	0:00	
\B		0:00	0	0:00	0:00	
\C		0:00	0	0:00	0:00	
\D		0:00	0	0:00	0:00	
\E		0:00	0	0:00	0:00	
\F		0:00	0	0:00	0:00	
\G		0:00	0	0:00	0:00	
\H		0:00	0	0:00	0:00	
\I		0:00	0	0:00	0:00	
\J		0:00	0	0:00	0:00	
\K		0:00	0	0:00	0:00	
\L		144:36	259	0:54	33:50	
\M		0:00	0	0:00	0:00	
\N		0:00	0	0:00	0:00	
\O		0:00	0	0:00	0:00	
\P		0:00	0	0:00	0:00	
\Q		0:00	0	0:00	0:00	
\R		0:00	0	0:00	0:00	
\S		0:00	0	0:00	0:00	

To be continued on next page...

SHADOW - Main Result

Calculation: Windplan Blauw - Cumulatie alle inrichtingen

...continued from previous page

No.	Name	Shadow, worst case		Max shadow hours per day [h/day]	Shadow, expected values
		Shadow hours per year [h/year]	Shadow days per year [days/year]		Shadow hours per year [h/year]
\T		0:00	0	0:00	0:00
\U		0:00	0	0:00	0:00
\V		0:00	0	0:00	0:00
\W		0:00	0	0:00	0:00
\X		0:00	0	0:00	0:00
\Y		0:00	0	0:00	0:00
\Z		0:00	0	0:00	0:00
]A		0:00	0	0:00	0:00
]B		0:00	0	0:00	0:00
]C		0:00	0	0:00	0:00
]D		0:00	0	0:00	0:00
]E		0:00	0	0:00	0:00
]F		0:00	0	0:00	0:00
]G		0:00	0	0:00	0:00
]H		0:00	0	0:00	0:00
]I		0:00	0	0:00	0:00
]J		0:00	0	0:00	0:00
]K		0:00	0	0:00	0:00
]L		0:00	0	0:00	0:00
]M		0:00	0	0:00	0:00
]N		0:00	0	0:00	0:00
]O		0:00	0	0:00	0:00
]P		0:00	0	0:00	0:00
]Q		0:00	0	0:00	0:00
]R		0:00	0	0:00	0:00
]S		0:00	0	0:00	0:00
]T		0:00	0	0:00	0:00
]U		0:00	0	0:00	0:00
]V		0:00	0	0:00	0:00
]W		0:00	0	0:00	0:00
]X		0:00	0	0:00	0:00
]Y		0:00	0	0:00	0:00
]Z		0:00	0	0:00	0:00
^A		0:00	0	0:00	0:00
^B		0:00	0	0:00	0:00
^C		0:00	0	0:00	0:00
^D		0:00	0	0:00	0:00
^E		0:00	0	0:00	0:00
^F		0:00	0	0:00	0:00
^G		0:00	0	0:00	0:00
^H		0:00	0	0:00	0:00
^I		0:00	0	0:00	0:00
^J		0:00	0	0:00	0:00
^K		0:00	0	0:00	0:00
^L		0:00	0	0:00	0:00
^M		0:00	0	0:00	0:00
^N		0:00	0	0:00	0:00
^O		0:00	0	0:00	0:00
^P		0:00	0	0:00	0:00
^Q		0:00	0	0:00	0:00
^R		0:00	0	0:00	0:00
^S		0:00	0	0:00	0:00
^T		0:00	0	0:00	0:00
^U		0:00	0	0:00	0:00
^V		0:00	0	0:00	0:00
^W		0:00	0	0:00	0:00
^X		0:00	0	0:00	0:00
^Y		0:00	0	0:00	0:00
^Z		0:00	0	0:00	0:00
_A		0:00	0	0:00	0:00
_B		0:00	0	0:00	0:00
_C		0:00	0	0:00	0:00
_D		0:00	0	0:00	0:00

To be continued on next page...

SHADOW - Main Result

Calculation: Windplan Blauw - Cumulatie alle inrichtingen

...continued from previous page

No.	Name	Shadow, worst case			Shadow, expected values	
		Shadow hours per year [h/year]	Shadow days per year [days/year]	Max shadow hours per day [h/day]	Shadow hours per year [h/year]	
_E		0:00	0	0:00	0:00	
_F		0:00	0	0:00	0:00	
_G		0:00	0	0:00	0:00	
_H		0:00	0	0:00	0:00	
_I		0:00	0	0:00	0:00	
_J		0:00	0	0:00	0:00	
_K		0:00	0	0:00	0:00	
_L		0:00	0	0:00	0:00	
_M		0:00	0	0:00	0:00	
_N		0:00	0	0:00	0:00	
_O		0:00	0	0:00	0:00	
_P		0:00	0	0:00	0:00	
_Q		0:00	0	0:00	0:00	
_R		0:00	0	0:00	0:00	
_S		0:00	0	0:00	0:00	
_T		0:00	0	0:00	0:00	
_U		0:00	0	0:00	0:00	
_V		0:00	0	0:00	0:00	
_W		0:00	0	0:00	0:00	
_X		0:00	0	0:00	0:00	
_Y		0:00	0	0:00	0:00	
_Z		0:00	0	0:00	0:00	
`A		0:00	0	0:00	0:00	
`B		0:00	0	0:00	0:00	
`C		0:00	0	0:00	0:00	
`D		0:00	0	0:00	0:00	
`E		0:00	0	0:00	0:00	
`F		0:00	0	0:00	0:00	
`G		0:00	0	0:00	0:00	
`H		0:00	0	0:00	0:00	
`I		0:00	0	0:00	0:00	
`J		0:00	0	0:00	0:00	
`K		0:00	0	0:00	0:00	
`L		0:00	0	0:00	0:00	
`M		0:00	0	0:00	0:00	
`N		0:00	0	0:00	0:00	
`O		0:00	0	0:00	0:00	
`P		0:00	0	0:00	0:00	
`Q		0:00	0	0:00	0:00	
`R		0:00	0	0:00	0:00	
`S		0:00	0	0:00	0:00	
`T		0:00	0	0:00	0:00	
`U		0:00	0	0:00	0:00	
`V		0:00	0	0:00	0:00	
`W		0:00	0	0:00	0:00	
`X		0:00	0	0:00	0:00	
`Y		0:00	0	0:00	0:00	
`Z		0:00	0	0:00	0:00	
{A		3:00	19	0:15	0:45	
{B		3:24	20	0:16	0:51	
{C		3:06	20	0:15	0:47	
{D		3:22	20	0:16	0:51	
{E		3:07	20	0:15	0:47	
{F		3:17	20	0:15	0:49	
{G		3:09	20	0:15	0:48	
{H		3:22	21	0:16	0:51	
{I		3:09	20	0:15	0:48	
{J		3:21	20	0:16	0:51	
{K		3:25	21	0:16	0:52	
{L		3:17	20	0:15	0:50	
{M		3:24	21	0:15	0:52	
{N		3:12	19	0:15	0:48	
{O		3:25	20	0:16	0:52	

To be continued on next page...

SHADOW - Main Result

Calculation: Windplan Blauw - Cumulatie alle inrichtingen

...continued from previous page

No.	Name	Shadow, worst case			Shadow, expected values	
		Shadow hours per year [h/year]	Shadow days per year [days/year]	Max shadow hours per day [h/day]	Shadow hours per year [h/year]	
{P		3:23	20	0:16	0:52	
{Q		3:19	20	0:15	0:51	
{R		3:21	21	0:15	0:51	
{S		3:22	20	0:16	0:52	
{T		3:14	20	0:15	0:50	
{U		3:12	20	0:15	0:49	
{V		3:14	20	0:15	0:50	
{W		3:11	20	0:15	0:49	
{X		3:30	20	0:16	0:55	
{Y		3:30	20	0:16	0:55	
{Z		3:39	22	0:16	0:58	
A		3:41	22	0:16	0:58	
B		3:42	21	0:17	0:59	
C		3:43	20	0:17	0:59	
D		3:49	22	0:16	1:01	
E		3:53	22	0:16	1:02	
F		3:55	22	0:17	1:03	
G		3:57	22	0:17	1:04	
H		4:11	22	0:17	1:08	
I		4:19	23	0:18	1:10	
J		4:30	24	0:18	1:14	
K		4:30	23	0:18	1:14	
L		3:03	19	0:15	0:45	
M		3:10	19	0:15	0:47	
N		3:03	20	0:15	0:45	
O		3:13	20	0:15	0:48	
P		2:55	19	0:14	0:42	
Q		3:16	20	0:16	0:49	
R		2:48	19	0:14	0:40	
S		2:52	19	0:14	0:41	
T		3:15	20	0:15	0:48	
U		2:56	19	0:15	0:41	
V		3:11	20	0:15	0:47	
W		3:02	19	0:15	0:42	
X		3:17	20	0:16	0:48	
Y		3:08	19	0:15	0:43	
Z		3:16	20	0:16	0:45	
}A		3:16	20	0:16	0:48	
}B		3:17	20	0:16	0:46	
}C		3:11	20	0:15	0:46	
}D		3:19	20	0:16	0:46	
}E		3:06	20	0:15	0:45	
}F		3:01	19	0:15	0:43	
}G		3:31	20	0:16	0:50	
}H		3:10	19	0:15	0:45	
}I		3:30	20	0:16	0:49	
}J		3:15	20	0:15	0:46	
}K		3:33	21	0:16	0:50	
}L		3:36	21	0:16	0:51	
}M		3:19	21	0:16	0:47	
}N		3:43	21	0:17	0:53	
}O		3:19	20	0:16	0:47	
}P		3:42	21	0:17	0:53	
}Q		4:33	24	0:19	1:10	
}R		4:30	24	0:19	1:09	
}S		4:29	22	0:18	1:09	
}T		4:31	23	0:18	1:09	
}U		4:39	23	0:19	1:11	
}V		4:49	25	0:19	1:14	
}W		4:51	24	0:19	1:14	
}X		4:57	24	0:19	1:16	
}Y		4:59	24	0:20	1:16	
}Z		4:56	24	0:19	1:16	

To be continued on next page...

SHADOW - Main Result

Calculation: Windplan Blauw - Cumulatie alle inrichtingen

...continued from previous page

No.	Name	Shadow, worst case			Shadow, expected values	
		Shadow hours per year [h/year]	Shadow days per year [days/year]	Max shadow hours per day [h/day]	Shadow hours per year [h/year]	
~A		5:02	25	0:19	1:18	
~B		5:02	24	0:19	1:18	
~C		4:57	24	0:19	1:17	
~D		4:50	24	0:19	1:16	
~E		4:53	25	0:19	1:17	
~F		4:40	24	0:19	1:13	
~G		4:32	24	0:19	1:10	
~H		4:26	22	0:18	1:09	
~I		4:26	23	0:18	1:09	
~J		4:23	23	0:18	1:08	
~K		4:25	24	0:18	1:08	
~L		4:08	22	0:17	1:03	
~M		4:07	22	0:17	1:03	
~N		4:02	22	0:17	1:02	
~O		3:57	22	0:17	1:01	
~P		3:52	21	0:17	0:59	
~Q		3:54	22	0:17	1:00	
~R		3:50	22	0:16	0:59	
~S		3:46	22	0:16	0:58	
~T		3:38	21	0:16	0:56	
~U		19:29	120	0:20	4:55	
~V		19:05	119	0:19	4:50	
~W		18:50	118	0:19	4:47	
~X		18:22	116	0:19	4:40	
~Y		17:10	113	0:18	4:23	
~Z		7:50	69	0:11	2:03	
iA		26:17	161	0:20	6:34	
iB		26:00	159	0:20	6:30	
iC		25:15	158	0:19	6:20	
iD		24:54	153	0:19	6:14	
iE		24:42	153	0:19	6:12	
iF		24:14	151	0:19	6:06	
iG		0:00	0	0:00	0:00	
iH		0:00	0	0:00	0:00	
iI		2:50	20	0:14	0:42	
iJ		0:00	0	0:00	0:00	
iK		0:00	0	0:00	0:00	
iL		3:20	20	0:16	0:50	
iM		0:00	0	0:00	0:00	
iN		0:00	0	0:00	0:00	
iO		3:21	20	0:16	0:50	
iP		5:09	48	0:10	1:23	
iQ		5:16	48	0:10	1:25	
iR		4:07	45	0:08	1:06	
iS		5:03	50	0:10	1:22	
iT		3:56	43	0:08	1:03	
iU		4:52	47	0:09	1:19	
iV		3:56	45	0:08	1:03	
iW		24:01	151	0:20	5:59	
iX		22:43	145	0:19	5:40	
iY		24:36	153	0:20	6:07	
iZ		23:14	146	0:19	5:47	
!A		16:44	110	0:18	4:07	
!B		15:27	104	0:17	3:48	
!C		15:14	102	0:17	3:45	
!D		14:40	103	0:17	3:37	
!E		12:58	84	0:17	3:20	
!F		12:16	83	0:16	3:10	
!G		12:43	84	0:17	3:16	
!H		11:28	80	0:16	2:57	
!I		11:30	81	0:16	2:57	
!J		5:01	24	0:20	1:16	
!K		4:45	24	0:19	1:12	

To be continued on next page...

SHADOW - Main Result

Calculation: Windplan Blauw - Cumulatie alle inrichtingen

...continued from previous page

No.	Name	Shadow, worst case			Shadow, expected values	
		Shadow hours per year [h/year]	Shadow days per year [days/year]	Max shadow hours per day [h/day]	Shadow hours per year [h/year]	
	L	4:43	24	0:19	1:12	
	M	4:45	24	0:19	1:12	
	N	7:59	45	0:19	2:08	
	O	8:04	43	0:20	2:10	
	P	8:11	44	0:20	2:12	
	Q	8:15	45	0:20	2:13	
	R	8:25	46	0:20	2:16	
	S	8:32	47	0:20	2:18	
	T	9:38	48	0:22	2:37	
	U	10:23	90	0:13	2:42	
	V	9:02	72	0:13	2:21	
	W	8:48	73	0:13	2:20	
	X	8:28	70	0:13	2:12	
	Y	6:54	55	0:12	1:50	
	Z	6:47	53	0:12	1:49	
	^A	11:33	94	0:13	3:00	
	^B	8:02	72	0:12	2:07	
	^C	11:23	93	0:13	2:57	
	^D	5:55	50	0:11	1:34	
	^E	11:22	92	0:13	2:57	
	^F	5:30	49	0:11	1:27	
	^G	9:52	78	0:13	2:37	
	^H	5:15	49	0:10	1:23	
	^I	9:43	77	0:13	2:35	
	^J	5:02	49	0:10	1:20	
	^K	9:33	77	0:13	2:32	
	^L	4:40	44	0:09	1:14	
	^M	9:16	75	0:12	2:27	
	^N	8:40	75	0:12	2:18	
	^O	8:14	72	0:12	2:11	
	^P	7:38	71	0:11	2:01	
	^Q	5:29	47	0:11	1:27	
	^R	5:15	48	0:11	1:24	
	^S	5:06	47	0:10	1:21	
	^T	4:47	46	0:10	1:16	
	^U	4:22	44	0:09	1:09	
	^V	9:18	71	0:14	2:23	
	^W	11:09	80	0:16	2:51	
	^X	9:04	72	0:14	2:19	
	^Y	10:11	75	0:15	2:36	
	^Z	8:56	71	0:14	2:17	
	^A	24:48	147	0:19	6:21	
	^B	22:55	147	0:17	5:49	
	^C	18:01	123	0:17	4:39	
	^D	20:30	144	0:17	5:08	
	^E	15:37	104	0:16	3:56	
	^F	14:42	104	0:16	3:42	
	^G	14:22	100	0:15	3:38	
	^H	12:08	84	0:15	3:10	
	^I	11:53	84	0:14	3:06	
	^J	11:07	81	0:14	2:54	
	^K	10:39	78	0:13	2:47	
	^L	8:51	71	0:12	2:19	
	^M	9:10	74	0:13	2:24	
	^N	9:21	76	0:13	2:27	
	^O	9:32	76	0:13	2:29	
	^P	9:41	76	0:13	2:32	
	^Q	9:53	75	0:13	2:35	
	^R	10:00	77	0:13	2:37	
	^S	12:56	105	0:13	3:21	
	^T	14:51	114	0:14	3:50	
	^U	15:07	115	0:14	3:54	
	^V	15:44	120	0:15	4:03	

To be continued on next page...

SHADOW - Main Result

Calculation: Windplan Blauw - Cumulatie alle inrichtingen

...continued from previous page

No.	Name	Shadow, worst case			Shadow, expected values	
		Shadow hours per year [h/year]	Shadow days per year [days/year]	Max shadow hours per day [h/day]	Shadow hours per year [h/year]	
W		15:58	120	0:15	4:06	
X		16:14	123	0:15	4:10	
Y		16:29	122	0:15	4:14	
Z		17:00	126	0:15	4:21	
A		15:58	110	0:16	4:07	
B		7:36	68	0:11	1:59	
C		7:27	66	0:11	1:57	
D		3:20	20	0:15	0:53	
E		3:10	20	0:15	0:52	
F		3:24	22	0:15	0:54	
G		3:09	21	0:15	0:52	
H		3:25	21	0:16	0:55	
I		3:16	21	0:15	0:54	
J		3:21	20	0:15	0:54	
K		3:21	20	0:15	0:55	
L		3:16	20	0:15	0:53	
M		3:19	20	0:15	0:55	
N		3:12	20	0:15	0:52	
O		3:20	20	0:15	0:55	
P		2:55	19	0:14	0:49	
Q		3:24	21	0:15	0:57	
R		3:13	22	0:15	0:54	
S		2:49	20	0:14	0:47	
T		3:12	20	0:15	0:53	
U		17:36	118	0:17	4:33	
V		32:37	180	0:23	8:03	
W		32:28	177	0:23	8:01	
X		32:20	176	0:22	7:59	
Y		31:55	176	0:23	7:53	
Z		31:52	179	0:22	7:52	
A		8:45	73	0:12	2:18	
B		18:27	114	0:17	4:39	
C		18:21	115	0:17	4:38	
D		18:21	112	0:17	4:38	
E		18:15	113	0:18	4:37	
F		18:13	115	0:18	4:37	
G		18:16	117	0:18	4:38	
H		18:12	115	0:18	4:37	
I		4:21	45	0:09	1:09	
J		2:27	28	0:08	0:40	
K		4:00	44	0:09	1:03	
L		2:29	30	0:08	0:40	
M		19:32	120	0:17	4:59	
N		18:32	116	0:17	4:43	
O		17:07	113	0:16	4:23	
P		2:28	28	0:08	0:40	
Q		2:26	28	0:08	0:40	
R		1:13	14	0:08	0:19	
S		2:17	28	0:08	0:37	
T		1:05	12	0:08	0:17	
U		1:03	13	0:07	0:16	
V		17:54	116	0:17	4:33	
W		16:51	113	0:16	4:19	
X		16:54	110	0:16	4:17	
Y		16:01	108	0:15	4:04	
Z		15:30	108	0:15	3:57	
A		12:20	94	0:15	3:08	
B		8:54	72	0:14	2:16	
C		11:48	92	0:15	3:01	
D		9:53	76	0:15	2:31	
E		22:14	145	0:19	5:32	
F		23:13	149	0:19	5:47	
G		21:53	141	0:19	5:27	

To be continued on next page...

SHADOW - Main Result

Calculation: Windplan Blauw - Cumulatie alle inrichtingen

...continued from previous page

No.	Name	Shadow, worst case			Shadow, expected values	
		Shadow hours per year [h/year]	Shadow days per year [days/year]	Max shadow hours per day [h/day]	Shadow hours per year [h/year]	
¿H		22:54	147	0:19	5:43	
¿I		21:41	142	0:19	5:24	
¿J		22:49	148	0:19	5:42	
¿K		21:47	146	0:19	5:26	
¿L		22:52	148	0:18	5:43	
¿M		19:41	117	0:19	4:55	
¿N		21:10	137	0:19	5:17	
¿O		3:02	29	0:10	0:46	
¿P		4:31	45	0:10	1:07	
¿Q		3:03	29	0:10	0:46	
¿R		4:31	46	0:10	1:07	
¿S		2:58	30	0:10	0:45	
¿T		4:42	45	0:10	1:09	
¿U		3:00	29	0:09	0:45	
¿V		3:33	32	0:11	0:54	
¿W		2:57	30	0:09	0:45	
¿X		3:38	32	0:11	0:56	
¿Y		3:02	30	0:09	0:46	
¿Z		3:41	33	0:11	0:56	
¢A		25:12	155	0:20	6:16	
¢B		25:49	157	0:20	6:25	
¢C		24:13	151	0:20	6:01	
¢D		27:53	168	0:21	6:55	
¢E		24:43	153	0:20	6:09	
¢F		27:46	167	0:20	6:54	
¢G		28:38	169	0:21	7:06	
¢H		27:59	169	0:20	6:57	
¢I		29:24	170	0:21	7:17	
¢J		27:53	166	0:21	6:56	
¢K		6:21	51	0:13	1:37	
¢L		6:00	51	0:12	1:32	
¢M		6:07	52	0:12	1:34	
¢N		5:44	49	0:12	1:28	
¢O		6:06	51	0:12	1:34	
¢P		5:44	48	0:12	1:28	
¢Q		5:30	49	0:11	1:25	
¢R		2:45	18	0:14	0:41	
¢S		3:28	21	0:16	0:52	
¢T		2:46	18	0:14	0:41	
¢U		3:28	20	0:16	0:52	
¢V		2:51	19	0:14	0:43	
¢W		2:55	20	0:15	0:44	
¢X		3:39	22	0:16	0:55	
¢Y		2:58	19	0:15	0:44	
¢Z		3:42	21	0:16	0:55	
£A		3:00	19	0:15	0:45	
£B		4:35	46	0:09	1:14	
£C		3:45	43	0:08	1:00	
£D		4:25	45	0:09	1:12	
£E		2:32	27	0:08	0:39	
£F		2:28	27	0:08	0:39	
£G		2:29	28	0:08	0:40	
£H		2:27	27	0:08	0:38	
£I		2:22	27	0:08	0:37	
£J		2:20	27	0:08	0:36	
£K		2:19	26	0:08	0:37	
£L		1:14	14	0:08	0:19	
£M		2:19	28	0:08	0:36	
£N		6:41	62	0:11	1:45	
£O		6:44	63	0:11	1:45	
£P		6:39	64	0:11	1:44	
£Q		3:17	30	0:10	0:51	
£R		4:58	47	0:10	1:17	

To be continued on next page...

SHADOW - Main Result

Calculation: Windplan Blauw - Cumulatie alle inrichtingen

...continued from previous page

No.	Name	Shadow, worst case			Shadow, expected values	
		Shadow hours per year [h/year]	Shadow days per year [days/year]	Max shadow hours per day [h/day]	Shadow hours per year [h/year]	
£S		3:16	30	0:10	0:51	
£T		4:50	45	0:10	1:14	
£U		3:09	30	0:09	0:49	
£V		4:49	45	0:10	1:14	
£W		3:08	31	0:09	0:48	
£X		2:54	28	0:09	0:44	
£Y		2:54	29	0:09	0:44	
£Z		2:53	29	0:09	0:44	
ⓂA		2:54	31	0:09	0:44	
ⓂB		2:54	29	0:10	0:44	
ⓂC		13:01	104	0:13	3:22	
ⓂD		4:26	23	0:18	1:07	
ⓂE		4:25	23	0:18	1:07	
ⓂF		4:31	23	0:18	1:08	
ⓂG		4:26	23	0:18	1:07	
ⓂH		4:42	24	0:19	1:11	
ⓂI		4:24	22	0:18	1:07	
ⓂJ		4:43	24	0:19	1:11	
ⓂK		4:33	23	0:19	1:09	
ⓂL		4:54	24	0:20	1:14	
ⓂM		4:50	24	0:19	1:14	
ⓂN		0:00	0	0:00	0:00	
ⓂO		1:06	13	0:07	0:18	
ⓂP		14:25	103	0:17	3:35	
ⓂQ		0:00	0	0:00	0:00	
ⓂR		0:00	0	0:00	0:00	
ⓂS		12:37	97	0:14	3:16	
ⓂT		10:13	77	0:13	2:41	
ⓂU		12:26	97	0:14	3:13	
ⓂV		10:07	77	0:13	2:39	
ⓂW		12:18	96	0:14	3:11	
ⓂX		9:42	75	0:13	2:32	
ⓂY		11:58	95	0:13	3:06	
ⓂZ		9:43	77	0:13	2:32	
¥A		11:42	95	0:13	3:01	
¥B		9:21	75	0:12	2:26	
¥C		10:23	80	0:13	2:45	
¥D		9:17	75	0:12	2:25	
¥E		10:05	81	0:13	2:40	
¥F		9:02	73	0:12	2:21	
¥G		9:13	72	0:12	2:26	
¥H		9:01	76	0:12	2:21	
¥I		8:43	71	0:12	2:17	
¥J		8:35	72	0:12	2:15	
¥K		8:25	70	0:12	2:12	
¥L		8:21	71	0:11	2:11	
¥M		8:03	69	0:11	2:06	
¥N		7:57	69	0:12	2:04	
¥O		7:41	68	0:11	2:00	
¥P		7:30	68	0:11	1:57	
¥Q		7:16	68	0:11	1:54	
¥R		6:59	65	0:11	1:49	
¥S		7:03	67	0:11	1:51	
¥T		18:24	116	0:19	4:30	
¥U		19:39	115	0:20	4:49	
¥V		17:59	112	0:18	4:25	
¥W		18:12	111	0:19	4:28	
¥X		17:01	108	0:18	4:11	
¥Y		17:28	112	0:18	4:17	
¥Z		16:48	108	0:18	4:08	
±A		4:14	43	0:10	1:05	
±B		4:44	46	0:11	1:12	
±C		19:08	117	0:18	4:47	

To be continued on next page...

SHADOW - Main Result

Calculation: Windplan Blauw - Cumulatie alle inrichtingen

...continued from previous page

No.	Name	Shadow, worst case			Shadow, expected values	
		Shadow hours per year [h/year]	Shadow days per year [days/year]	Max shadow hours per day [h/day]	Shadow hours per year [h/year]	
±D		19:04	115	0:18	4:47	
±E		18:39	115	0:18	4:41	
±F		18:26	112	0:18	4:38	
±G		18:12	115	0:18	4:35	
±H		0:00	0	0:00	0:00	
±I		3:09	20	0:15	0:52	
±J		3:06	20	0:15	0:51	
±K		2:58	19	0:14	0:49	
±L		2:50	18	0:14	0:46	
±M		7:16	55	0:13	1:52	
±N		11:32	91	0:15	2:52	
±O		7:12	54	0:13	1:51	
±P		11:23	90	0:14	2:50	
±Q		7:04	55	0:13	1:49	
±R		11:01	89	0:14	2:44	
±S		6:53	54	0:13	1:47	
±T		6:48	54	0:12	1:46	
±U		10:50	91	0:14	2:42	
±V		6:37	52	0:12	1:43	
±W		10:32	89	0:14	2:38	
±X		6:27	53	0:12	1:41	
±Y		8:58	71	0:13	2:13	
±Z		6:13	52	0:12	1:37	
«A		31:32	163	0:20	7:59	
«B		32:05	164	0:20	8:07	
«C		32:40	166	0:21	8:16	
«D		30:47	162	0:21	7:48	
«E		29:07	158	0:21	7:25	
«F		28:05	155	0:22	7:11	
«G		25:41	147	0:20	6:35	
«H		24:34	143	0:20	6:19	
«I		23:16	145	0:18	5:58	
«J		22:03	141	0:18	5:39	
«K		23:39	146	0:18	6:02	
«L		24:29	149	0:18	6:13	
«M		24:12	149	0:17	6:09	
«N		23:57	150	0:17	6:05	
«O		23:22	148	0:17	5:56	
«P		23:11	148	0:17	5:53	
«Q		21:12	123	0:19	5:22	
«R		21:02	124	0:19	5:19	
«S		20:45	123	0:19	5:16	
«T		20:34	123	0:19	5:13	
«U		20:23	123	0:19	5:11	
«V		21:13	127	0:18	5:27	
«W		21:04	127	0:18	5:25	
«X		20:52	126	0:18	5:23	
«Y		20:50	124	0:18	5:22	
«Z		7:06	66	0:11	1:51	
»A		13:14	97	0:16	3:17	
»B		12:44	96	0:15	3:10	
»C		12:23	95	0:16	3:05	
»D		9:19	74	0:14	2:24	
»E		9:59	75	0:15	2:35	
»F		9:01	71	0:14	2:19	
»G		9:13	71	0:14	2:23	
»H		9:06	72	0:14	2:21	
»I		8:35	70	0:14	2:13	
»J		8:50	71	0:14	2:17	
»K		6:21	51	0:13	1:37	
»L		6:52	55	0:13	1:45	
»M		6:25	53	0:13	1:38	
»N		4:36	45	0:10	1:13	

To be continued on next page...

SHADOW - Main Result

Calculation: Windplan Blauw - Cumulatie alle inrichtingen

...continued from previous page

No.	Name	Shadow, worst case			Shadow, expected values	
		Shadow hours per year [h/year]	Shadow days per year [days/year]	Max shadow hours per day [h/day]	Shadow hours per year [h/year]	
»O		5:01	47	0:10	1:20	
»P		4:34	45	0:10	1:12	
»Q		4:56	46	0:10	1:18	
»R		6:04	60	0:10	1:34	
»S		6:04	59	0:10	1:34	
»T		6:06	62	0:10	1:35	
»U		3:20	31	0:10	0:53	
»V		3:18	32	0:10	0:53	
»W		3:17	31	0:10	0:53	
»X		3:16	31	0:09	0:52	
»Y		3:10	30	0:09	0:51	
»Z		2:52	30	0:09	0:46	
\$A		6:41	54	0:12	1:47	
\$B		6:28	52	0:12	1:43	
\$C		6:27	51	0:11	1:43	
\$D		5:06	46	0:10	1:21	
\$E		4:46	45	0:10	1:16	
\$F		5:58	51	0:11	1:35	
\$G		4:28	46	0:09	1:11	
\$H		5:42	50	0:11	1:31	
\$I		4:21	43	0:09	1:09	
\$J		5:26	47	0:11	1:26	
\$K		4:27	45	0:09	1:10	
\$L		5:17	49	0:10	1:24	
\$M		4:34	45	0:09	1:12	
\$N		5:30	50	0:11	1:26	
\$O		4:55	48	0:10	1:18	
\$P		5:28	48	0:11	1:26	
\$Q		5:05	49	0:10	1:19	
\$R		5:37	49	0:11	1:28	
\$S		5:06	45	0:10	1:19	
\$T		5:48	50	0:11	1:30	
\$U		12:10	98	0:14	3:09	
\$V		10:52	91	0:13	2:49	
\$W		11:56	97	0:14	3:06	
\$X		10:29	91	0:13	2:44	
\$Y		11:37	96	0:13	3:01	
\$Z		8:32	73	0:12	2:15	
©A		9:57	73	0:15	2:32	
©B		8:46	70	0:13	2:14	
©C		9:35	73	0:14	2:27	
©D		8:34	70	0:13	2:11	
©E		9:28	73	0:14	2:25	
©F		8:41	70	0:13	2:13	
©G		9:22	72	0:14	2:23	
©H		8:38	69	0:13	2:12	
©I		9:27	71	0:14	2:24	
©J		3:42	21	0:17	0:55	
©K		3:08	20	0:15	0:47	
©L		3:43	21	0:17	0:56	
©M		3:07	20	0:15	0:47	
©N		3:44	21	0:17	0:56	
©O		3:11	20	0:15	0:48	
©P		3:49	21	0:17	0:57	
©Q		3:39	22	0:16	0:55	
©R		3:55	21	0:17	0:59	
©S		3:41	22	0:16	0:56	
©T		3:58	22	0:17	1:00	
©U		3:45	22	0:16	0:57	
©V		3:57	22	0:18	0:59	
©W		3:43	21	0:17	0:56	
©X		4:00	22	0:17	1:00	
©Y		3:45	21	0:17	0:57	

To be continued on next page...

SHADOW - Main Result

Calculation: Windplan Blauw - Cumulatie alle inrichtingen

...continued from previous page

No.	Name	Shadow, worst case		Max shadow hours per day [h/day]	Shadow, expected values	
		Shadow hours per year [h/year]	Shadow days per year [days/year]		Shadow hours per year [h/year]	
©Z		4:10	22	0:18	1:02	
→A		7:32	68	0:11	1:58	
→B		6:56	65	0:11	1:48	
→C		7:25	68	0:11	1:57	
→D		6:47	63	0:11	1:46	
→E		7:14	67	0:10	1:54	
→F		6:35	63	0:10	1:43	
→G		6:59	66	0:10	1:50	
→H		11:39	92	0:14	2:58	
→I		9:28	76	0:13	2:29	
→J		25:53	168	0:18	6:28	
→K		27:52	171	0:19	6:57	
→L		63:11	261	0:30	14:50	
→M		50:05	238	0:28	11:54	
→N		3:44	42	0:09	0:59	
→O		8:00	67	0:12	2:04	
→P		8:39	71	0:13	2:14	
→Q		7:53	68	0:12	2:02	
→R		8:26	69	0:13	2:11	
→S		7:50	69	0:12	2:01	
→T		8:18	68	0:12	2:09	
→U		7:40	68	0:12	1:59	
→V		8:24	72	0:12	2:11	
→W		7:34	66	0:12	1:57	
→X		8:12	69	0:12	2:08	
→Y		7:24	67	0:12	1:55	
→Z		8:08	69	0:12	2:07	
®A		2:46	28	0:09	0:44	
®B		2:56	31	0:09	0:47	
®C		3:02	31	0:09	0:49	
®D		3:10	32	0:09	0:51	
®E		7:28	65	0:12	1:56	
®F		8:08	71	0:12	2:07	
®G		7:22	65	0:12	1:55	
®H		8:08	69	0:12	2:07	
®I		7:55	69	0:12	2:04	
®J		8:05	70	0:12	2:06	
®K		7:50	68	0:12	2:03	
®L		7:19	65	0:11	1:55	
®M		7:12	67	0:11	1:53	
®N		7:02	65	0:11	1:50	
®O		7:01	66	0:11	1:50	
®P		5:36	49	0:11	1:26	
®Q		0:00	0	0:00	0:00	
®R		0:00	0	0:00	0:00	
®S		9:49	77	0:13	2:33	
®T		18:26	137	0:15	4:42	
®U		2:43	28	0:09	0:41	
®V		30:21	164	0:19	7:42	
®W		17:22	126	0:15	4:27	
®X		27:33	151	0:22	7:04	
®Y		9:50	76	0:13	2:34	
®Z		13:33	89	0:16	3:31	
°A		17:18	129	0:15	4:26	
°B		19:25	140	0:15	4:57	
°C		19:23	137	0:15	4:56	
°D		14:07	100	0:15	3:38	
°E		13:49	100	0:15	3:33	
°F		13:47	101	0:15	3:33	
°G		13:43	101	0:15	3:32	
°H		13:37	99	0:15	3:31	
°I		13:30	98	0:15	3:29	
°J		13:26	101	0:15	3:28	

To be continued on next page...

SHADOW - Main Result

Calculation: Windplan Blauw - Cumulatie alle inrichtingen

...continued from previous page

No.	Name	Shadow, worst case			Shadow, expected values	
		Shadow hours per year [h/year]	Shadow days per year [days/year]	Max shadow hours per day [h/day]	Shadow hours per year [h/year]	
°K		36:45	194	0:22	9:04	
°L		36:45	194	0:23	9:04	
°M		40:18	203	0:23	9:55	
°N		36:42	195	0:22	9:04	
°O		39:16	203	0:22	9:40	
°P		36:15	193	0:22	8:57	
°Q		38:35	201	0:22	9:30	
°R		33:38	193	0:21	8:19	
°S		37:50	199	0:22	9:19	
°T		33:31	192	0:20	8:18	
°U		33:36	183	0:22	8:18	
°V		32:19	187	0:20	8:00	
°W		33:21	189	0:21	8:16	
°X		34:04	189	0:21	8:26	
°Y		4:38	46	0:11	1:11	
°Z		4:41	46	0:11	1:12	
μA		35:43	201	0:22	8:49	
μB		37:11	201	0:22	9:10	
μC		37:57	201	0:23	9:21	
μD		38:27	202	0:23	9:28	
μE		39:52	201	0:24	9:48	
μF		39:21	198	0:24	9:42	
μG		30:55	171	0:23	7:41	
μH		38:46	200	0:24	9:33	
μI		30:13	169	0:22	7:31	
μJ		38:13	199	0:24	9:25	
μK		29:42	163	0:22	7:24	
μL		37:35	196	0:23	9:16	
μM		37:16	196	0:23	9:12	
μN		36:50	194	0:24	9:05	
μO		36:13	190	0:23	8:57	
μP		36:03	195	0:23	8:54	
μQ		34:33	188	0:23	8:33	
μR		33:45	186	0:23	8:22	
μS		33:35	187	0:22	8:19	
μT		32:27	185	0:22	8:03	
μU		31:02	177	0:22	7:43	
μV		30:49	180	0:22	7:39	
μW		30:44	178	0:22	7:38	
μX		30:33	181	0:22	7:36	
μY		29:01	171	0:21	7:13	
μZ		28:45	171	0:21	7:09	
¶A		28:31	172	0:21	7:06	
¶B		26:12	138	0:21	6:33	
¶C		26:08	138	0:21	6:31	
¶D		25:56	136	0:21	6:29	
¶E		26:03	138	0:21	6:31	
¶F		25:44	135	0:21	6:27	
¶G		20:49	123	0:20	5:13	
¶H		20:19	121	0:20	5:05	
¶I		20:03	119	0:19	5:01	
¶J		20:00	120	0:20	5:00	
¶K		21:25	124	0:20	5:20	
¶L		16:34	109	0:18	4:09	
¶M		16:26	110	0:17	4:07	
¶N		19:29	119	0:19	4:51	
¶O		16:12	110	0:17	4:03	
¶P		17:58	112	0:18	4:29	
¶Q		15:57	108	0:17	3:59	
¶R		17:03	107	0:18	4:14	
¶S		13:11	96	0:15	3:17	
¶T		11:12	80	0:14	2:55	
¶U		10:37	79	0:13	2:46	

To be continued on next page...

SHADOW - Main Result

Calculation: Windplan Blauw - Cumulatie alle inrichtingen

...continued from previous page

No.	Name	Shadow, worst case			Shadow, expected values	
		Shadow hours per year [h/year]	Shadow days per year [days/year]	Max shadow hours per day [h/day]	Shadow hours per year [h/year]	
¶IV		10:26	79	0:13	2:43	
¶IW		10:55	81	0:14	2:50	
¶IX		10:07	77	0:13	2:38	
¶IY		10:48	78	0:14	2:48	
¶IZ		9:59	77	0:13	2:36	
.A		10:44	79	0:14	2:47	
.B		9:48	76	0:13	2:33	
.C		10:23	78	0:14	2:42	
.D		9:47	75	0:13	2:33	
.E		10:12	77	0:13	2:39	
.F		9:47	74	0:14	2:32	
.G		10:44	78	0:14	2:48	
.H		9:57	78	0:14	2:35	
.I		10:45	80	0:14	2:48	
.J		9:57	76	0:14	2:35	
.K		10:40	80	0:14	2:47	
.L		9:41	73	0:14	2:31	
.M		10:43	78	0:14	2:47	
.N		9:41	75	0:14	2:31	
.O		9:44	75	0:13	2:32	
.P		9:35	73	0:14	2:30	
.Q		10:32	76	0:14	2:45	
.R		9:34	75	0:14	2:30	
.S		10:31	78	0:14	2:44	
.T		10:22	75	0:14	2:42	
.U		10:22	76	0:14	2:42	
.V		10:31	79	0:14	2:44	
.W		9:12	73	0:13	2:24	
.X		9:00	73	0:13	2:21	
.Y		9:00	73	0:13	2:21	
.Z		8:48	73	0:13	2:18	
?A		9:10	72	0:13	2:22	
• A		0:00	0	0:00	0:00	
?A		3:29	21	0:16	0:52	
?A		7:43	44	0:20	2:01	
?A		21:38	141	0:19	5:17	
?A		0:00	0	0:00	0:00	
?A		0:00	0	0:00	0:00	
?A		0:00	0	0:00	0:00	
?A		3:52	22	0:17	1:05	
?A		5:25	49	0:11	1:23	
?A		7:42	65	0:13	1:58	
?A		19:34	116	0:19	4:51	
?A		3:50	22	0:17	1:00	
• A		1:14	14	0:08	0:19	
?A		6:53	63	0:11	1:47	
• A		11:09	80	0:14	2:56	
• A		2:41	28	0:08	0:43	
?A		22:07	135	0:18	5:41	
?A		25:23	147	0:19	6:29	
?A		18:23	125	0:16	4:44	
?A		1:04	12	0:07	0:17	
?A		16:43	114	0:15	4:20	
?A		9:43	76	0:13	2:32	
?A		7:21	67	0:11	1:56	
?A		21:38	141	0:19	5:24	
?A		0:00	0	0:00	0:00	
?A		0:00	0	0:00	0:00	
?A		8:02	70	0:12	2:06	
?A		1:18	14	0:08	0:20	
• A		4:22	45	0:09	1:11	
?A		26:05	155	0:21	6:28	
?A		11:56	84	0:14	3:09	

To be continued on next page...

SHADOW - Main Result

Calculation: Windplan Blauw - Cumulatie alle inrichtingen

...continued from previous page

No.	Name	Shadow, worst case			Shadow, expected values	
		Shadow hours per year [h/year]	Shadow days per year [days/year]	Max shadow hours per day [h/day]	Shadow hours per year [h/year]	
?	B	8:41	69	0:13	2:15	
•	B	3:31	20	0:16	0:59	
?	B	7:57	44	0:20	2:04	
?	B	4:20	24	0:18	1:06	
?	B	23:18	145	0:21	5:42	
?	B	2:19	29	0:08	0:37	
?	B	0:00	0	0:00	0:00	
?	B	0:59	12	0:07	0:15	
?	B	3:51	22	0:16	1:04	
?	B	5:04	48	0:11	1:17	
?	B	7:16	65	0:12	1:51	
?	B	23:42	128	0:22	5:51	
?	B	3:55	22	0:17	1:01	
•	B	1:13	13	0:08	0:18	
?	B	7:19	67	0:11	1:55	
•	B	12:18	84	0:14	3:13	
•	B	2:39	27	0:08	0:43	
?	B	24:23	139	0:19	6:13	
?	B	27:45	158	0:19	7:03	
?	B	18:03	123	0:16	4:39	
?	B	1:06	13	0:07	0:17	
?	B	16:30	114	0:16	4:16	
?	B	10:49	81	0:14	2:49	
?	B	7:43	68	0:11	2:01	
?	B	2:23	27	0:08	0:36	
?	B	0:00	0	0:00	0:00	
?	B	0:00	0	0:00	0:00	
?	B	6:53	65	0:11	1:47	
?	B	2:29	29	0:09	0:38	
•	B	5:49	60	0:10	1:31	
?	B	26:57	159	0:21	6:41	
?	B	12:32	87	0:14	3:18	
?	C	5:20	50	0:10	1:26	
•	C	3:38	22	0:16	1:01	
?	C	7:55	42	0:20	2:04	
?	C	3:40	22	0:16	1:02	
?	C	21:02	137	0:19	5:09	
?	C	0:00	0	0:00	0:00	
?	C	1:01	13	0:07	0:16	
?	C	1:02	13	0:07	0:16	
?	C	3:51	22	0:16	1:04	
?	C	4:51	46	0:11	1:13	
?	C	7:48	67	0:13	1:59	
?	C	18:12	113	0:19	4:30	
?	C	4:02	22	0:17	1:03	
•	C	1:13	13	0:08	0:18	
?	C	7:07	65	0:11	1:51	
•	C	11:27	82	0:14	3:01	
•	C	2:21	27	0:08	0:38	
?	C	22:34	136	0:18	5:48	
?	C	25:40	147	0:19	6:33	
?	C	17:46	123	0:15	4:34	
?	C	0:00	0	0:00	0:00	
?	C	16:59	112	0:17	4:23	
?	C	11:09	80	0:14	2:54	
?	C	6:57	65	0:11	1:50	
?	C	2:20	27	0:08	0:35	
?	C	0:00	0	0:00	0:00	
?	C	3:05	20	0:14	0:54	
?	C	20:52	139	0:16	5:19	
?	C	2:20	27	0:09	0:36	
•	C	6:01	61	0:10	1:34	
?	C	25:55	156	0:21	6:26	

To be continued on next page...

SHADOW - Main Result

Calculation: Windplan Blauw - Cumulatie alle inrichtingen

...continued from previous page

No.	Name	Shadow, worst case			Shadow, expected values	
		Shadow hours per year [h/year]	Shadow days per year [days/year]	Max shadow hours per day [h/day]	Shadow hours per year [h/year]	
?C		13:18	89	0:15	3:29	
?D		6:26	61	0:10	1:41	
• D		3:44	22	0:16	1:03	
?D		8:15	45	0:20	2:09	
?D		3:30	20	0:16	0:59	
?D		23:26	147	0:21	5:44	
?D		0:00	0	0:00	0:00	
?D		1:05	13	0:07	0:17	
?D		1:02	12	0:07	0:16	
?D		3:45	22	0:16	1:02	
?D		5:18	49	0:11	1:21	
?D		7:11	65	0:12	1:50	
?D		23:34	131	0:21	5:49	
?D		4:00	22	0:17	1:03	
• D		1:18	13	0:08	0:20	
?D		7:37	69	0:11	1:59	
• D		12:24	85	0:15	3:14	
• D		2:19	26	0:08	0:37	
?D		24:03	140	0:19	6:09	
?D		28:06	158	0:19	7:08	
?D		17:36	123	0:16	4:32	
?D		0:00	0	0:00	0:00	
?D		20:07	125	0:18	5:11	
?D		11:19	80	0:14	2:57	
?D		6:21	62	0:10	1:40	
?D		1:18	14	0:08	0:20	
?D		0:00	0	0:00	0:00	
?D		3:10	22	0:14	0:56	
?D		20:35	137	0:16	5:15	
?D		2:18	27	0:08	0:35	
• D		6:10	63	0:10	1:37	
?D		27:08	161	0:21	6:44	
?D		15:23	118	0:16	4:00	
?E		12:43	85	0:16	3:15	
• E		3:47	22	0:16	1:04	
?E		3:46	21	0:17	0:56	
?E		3:30	22	0:16	0:59	
?E		20:39	134	0:19	5:03	
?E		4:18	22	0:17	1:08	
?E		0:00	0	0:00	0:00	
?E		1:00	13	0:07	0:15	
?E		3:38	21	0:16	1:00	
?E		5:00	46	0:11	1:15	
?E		7:35	65	0:12	1:56	
?E		23:25	129	0:21	5:47	
?E		4:01	22	0:17	1:03	
• E		1:19	14	0:08	0:20	
?E		7:14	66	0:11	1:53	
• E		11:56	83	0:14	3:08	
• E		2:14	26	0:07	0:36	
?E		26:59	158	0:19	6:52	
?E		26:09	146	0:19	6:40	
?E		17:18	124	0:16	4:27	
?E		0:00	0	0:00	0:00	
?E		20:27	126	0:18	5:16	
?E		11:35	82	0:14	3:01	
?E		6:24	64	0:10	1:41	
?E		1:12	14	0:08	0:18	
?E		0:00	0	0:00	0:00	
?E		3:12	22	0:14	0:56	
?E		20:14	139	0:16	5:10	
?E		2:18	27	0:08	0:35	
• E		6:20	62	0:10	1:39	

To be continued on next page...

SHADOW - Main Result

Calculation: Windplan Blauw - Cumulatie alle inrichtingen

...continued from previous page

No.	Name	Shadow, worst case			Shadow, expected values	
		Shadow hours per year [h/year]	Shadow days per year [days/year]	Max shadow hours per day [h/day]	Shadow hours per year [h/year]	
?E		25:32	152	0:20	6:21	
?E		16:58	126	0:16	4:23	
?F		12:44	85	0:17	3:14	
• F		3:54	22	0:17	1:06	
?F		8:12	45	0:20	2:09	
?F		3:27	22	0:15	0:58	
?F		23:33	146	0:20	5:45	
?F		4:30	24	0:18	1:12	
?F		1:05	13	0:07	0:17	
?F		0:00	0	0:00	0:00	
?F		3:41	22	0:16	1:01	
?F		5:22	49	0:11	1:21	
?F		7:12	66	0:12	1:50	
?F		21:45	124	0:20	5:24	
?F		4:04	23	0:17	1:04	
• F		1:15	13	0:08	0:19	
?F		7:37	68	0:11	1:59	
• F		17:24	132	0:15	4:27	
• F		1:02	12	0:07	0:16	
?F		23:57	138	0:19	6:08	
?F		27:10	155	0:20	6:55	
?F		16:03	116	0:15	4:09	
?F		0:00	0	0:00	0:00	
?F		21:10	126	0:18	5:27	
?F		11:54	84	0:14	3:06	
?F		5:07	49	0:10	1:23	
?F		1:07	12	0:08	0:17	
?F		0:00	0	0:00	0:00	
?F		3:09	20	0:14	0:55	
?F		19:59	137	0:16	5:06	
?F		1:17	14	0:08	0:20	
• F		6:26	64	0:10	1:41	
?F		27:06	160	0:21	6:43	
?F		18:11	126	0:17	4:42	
?G		12:42	83	0:17	3:14	
• G		3:49	22	0:16	1:04	
?G		3:54	22	0:17	0:58	
?G		3:18	20	0:15	0:56	
?G		17:54	109	0:19	4:21	
?G		4:33	24	0:18	1:13	
?G		0:00	0	0:00	0:00	
?G		0:00	0	0:00	0:00	
?G		15:16	103	0:17	3:47	
?G		5:31	51	0:11	1:24	
?G		7:39	67	0:12	1:57	
?G		20:17	118	0:20	5:02	
?G		5:16	48	0:11	1:21	
• G		1:16	14	0:08	0:19	
?G		7:24	65	0:11	1:56	
• G		12:12	84	0:14	3:12	
• G		0:00	0	0:00	0:00	
?G		26:28	157	0:18	6:44	
?G		31:41	167	0:20	8:02	
?G		16:24	117	0:15	4:14	
?G		3:00	20	0:14	0:52	
?G		21:34	129	0:18	5:33	
?G		17:49	135	0:15	4:33	
?G		4:56	48	0:10	1:20	
?G		1:06	12	0:08	0:17	
?G		0:00	0	0:00	0:00	
?G		3:15	20	0:15	0:57	
?G		19:18	133	0:17	4:58	
?G		2:30	28	0:09	0:38	

To be continued on next page...

SHADOW - Main Result

Calculation: Windplan Blauw - Cumulatie alle inrichtingen

...continued from previous page

No.	Name	Shadow, worst case			Shadow, expected values	
		Shadow hours per year [h/year]	Shadow days per year [days/year]	Max shadow hours per day [h/day]	Shadow hours per year [h/year]	
• G		6:41	65	0:10	1:45	
?G		25:30	151	0:20	6:20	
?G		20:00	132	0:18	5:10	
?H		7:50	44	0:20	2:03	
• H		3:53	22	0:16	1:06	
?H		8:19	45	0:20	2:10	
?H		3:19	20	0:15	0:56	
?H		23:46	147	0:20	5:48	
?H		4:31	23	0:18	1:12	
?H		2:06	27	0:07	0:34	
?H		0:00	0	0:00	0:00	
?H		17:37	111	0:19	4:20	
?H		5:23	47	0:11	1:21	
?H		6:51	64	0:12	1:44	
?H		19:08	118	0:19	4:44	
?H		5:18	49	0:11	1:21	
• H		1:14	14	0:08	0:18	
?H		7:56	70	0:11	2:04	
• H		17:34	133	0:15	4:30	
• H		0:00	0	0:00	0:00	
?H		23:32	136	0:18	6:02	
?H		25:10	151	0:19	6:25	
?H		14:01	104	0:15	3:37	
?H		14:15	110	0:14	3:42	
?H		23:52	146	0:19	5:58	
?H		18:00	137	0:15	4:35	
?H		32:48	179	0:22	8:06	
?H		1:09	14	0:08	0:18	
?H		0:00	0	0:00	0:00	
?H		12:05	82	0:15	3:09	
?H		19:03	133	0:17	4:54	
?H		2:29	28	0:09	0:38	
• H		6:44	66	0:10	1:46	
?H		26:38	158	0:21	6:37	
?H		22:10	140	0:19	5:43	
?I		8:08	44	0:20	2:08	
• I		3:45	22	0:16	1:03	
?I		3:55	22	0:17	0:58	
?I		3:16	22	0:15	0:55	
?I		17:27	108	0:18	4:15	
?I		4:40	24	0:18	1:15	
?I		2:17	27	0:07	0:37	
?I		0:00	0	0:00	0:00	
?I		14:30	103	0:17	3:36	
?I		5:33	50	0:11	1:25	
?I		7:43	67	0:12	1:58	
?I		17:43	113	0:18	4:23	
?I		5:17	48	0:11	1:21	
• I		1:15	14	0:08	0:18	
?I		7:37	69	0:11	2:00	
• I		12:46	86	0:15	3:21	
• I		0:00	0	0:00	0:00	
?I		26:16	160	0:18	6:41	
?I		30:53	165	0:20	7:49	
?I		11:54	95	0:13	3:05	
?I		12:52	102	0:14	3:20	
?I		22:52	149	0:18	5:44	
?I		12:15	102	0:13	3:10	
?I		18:35	118	0:17	4:48	
?I		0:59	12	0:07	0:15	
?I		0:00	0	0:00	0:00	
?I		12:32	97	0:14	3:10	
?I		6:46	53	0:13	1:44	

To be continued on next page...

SHADOW - Main Result

Calculation: Windplan Blauw - Cumulatie alle inrichtingen

...continued from previous page

No.	Name	Shadow, worst case			Shadow, expected values	
		Shadow hours per year [h/year]	Shadow days per year [days/year]	Max shadow hours per day [h/day]	Shadow hours per year [h/year]	
?I		2:23	29	0:09	0:36	
• I		6:54	66	0:10	1:49	
?I		25:23	154	0:20	6:18	
?I		23:23	143	0:19	6:02	
?J		8:09	45	0:20	2:09	
• J		3:43	22	0:16	1:03	
?J		8:22	45	0:20	2:11	
?J		2:59	20	0:14	0:50	
?J		23:32	146	0:20	5:43	
?J		18:39	115	0:19	4:36	
?J		0:00	0	0:00	0:00	
?J		0:00	0	0:00	0:00	
?J		16:27	107	0:18	4:03	
?J		5:37	49	0:11	1:26	
?J		6:36	65	0:12	1:40	
?J		16:48	108	0:18	4:10	
?J		5:11	48	0:11	1:19	
• J		2:26	29	0:08	0:37	
?J		8:05	70	0:11	2:06	
• J		16:21	125	0:15	4:13	
• J		0:00	0	0:00	0:00	
?J		23:16	135	0:19	5:58	
?J		30:02	163	0:19	7:37	
?J		11:15	96	0:12	2:55	
?J		14:09	105	0:14	3:40	
?J		22:34	145	0:18	5:39	
?J		12:47	103	0:13	3:19	
?J		17:54	117	0:17	4:38	
?J		1:08	14	0:08	0:17	
?J		0:00	0	0:00	0:00	
?J		11:51	82	0:15	3:05	
?J		6:06	51	0:12	1:33	
?J		2:22	28	0:09	0:36	
• J		6:38	64	0:10	1:45	
?J		26:22	158	0:20	6:32	
?J		4:42	49	0:09	1:16	
?K		8:11	46	0:20	2:09	
• K		3:22	20	0:16	0:48	
?K		3:59	22	0:17	0:59	
?K		3:05	20	0:14	0:52	
?K		23:26	147	0:20	5:42	
?K		17:13	110	0:19	4:16	
?K		2:12	27	0:07	0:36	
?K		0:00	0	0:00	0:00	
?K		13:30	98	0:16	3:21	
?K		5:53	50	0:12	1:29	
?K		7:46	68	0:12	1:58	
?K		20:42	121	0:20	5:03	
?K		5:15	49	0:11	1:20	
• K		2:21	28	0:08	0:36	
?K		7:54	69	0:11	2:05	
• K		16:41	126	0:15	4:18	
• K		17:49	120	0:16	4:36	
?K		25:59	160	0:18	6:37	
?K		29:34	163	0:19	7:30	
?K		10:39	92	0:13	2:45	
?K		14:32	108	0:14	3:46	
?K		22:31	145	0:18	5:38	
?K		11:48	98	0:13	3:04	
?K		2:47	18	0:14	0:46	
?K		1:00	12	0:07	0:15	
?K		0:00	0	0:00	0:00	
?K		10:51	80	0:14	2:50	

To be continued on next page...

SHADOW - Main Result

Calculation: Windplan Blauw - Cumulatie alle inrichtingen

...continued from previous page

No.	Name	Shadow, worst case			Shadow, expected values	
		Shadow hours per year [h/year]	Shadow days per year [days/year]	Max shadow hours per day [h/day]	Shadow hours per year [h/year]	
?K		6:28	51	0:13	1:39	
?K		2:13	27	0:08	0:34	
• K		6:12	63	0:10	1:38	
?K		1:01	12	0:07	0:16	
?K		4:25	46	0:09	1:11	
?L		8:09	45	0:20	2:09	
• L		3:46	22	0:17	0:54	
?L		4:02	22	0:17	1:00	
?L		3:09	20	0:15	0:53	
?L		22:35	143	0:20	5:30	
?L		19:04	115	0:19	4:41	
?L		0:00	0	0:00	0:00	
?L		0:00	0	0:00	0:00	
?L		15:32	104	0:18	3:50	
?L		5:43	49	0:11	1:27	
?L		5:10	48	0:11	1:17	
?L		3:14	20	0:15	0:51	
?L		5:02	48	0:11	1:17	
• L		2:28	28	0:08	0:38	
?L		8:38	72	0:12	2:15	
• L		17:10	129	0:16	4:25	
• L		13:20	102	0:14	3:27	
?L		22:57	134	0:18	5:54	
?L		28:57	162	0:19	7:21	
?L		8:00	69	0:12	2:05	
?L		15:10	109	0:15	3:55	
?L		22:15	146	0:18	5:34	
?L		9:25	73	0:13	2:28	
?L		3:01	31	0:09	0:49	
?L		1:01	13	0:07	0:16	
?L		7:30	65	0:11	1:57	
?L		11:38	83	0:15	3:02	
?L		6:01	49	0:12	1:32	
?L		1:14	14	0:08	0:19	
• L		6:24	63	0:10	1:41	
?L		6:54	64	0:10	1:49	
?L		4:55	49	0:10	1:20	
?M		8:11	44	0:20	2:10	
• M		3:24	20	0:16	0:49	
?M		4:09	23	0:18	1:01	
?M		3:04	20	0:14	0:51	
?M		22:09	142	0:20	5:24	
?M		0:00	0	0:00	0:00	
?M		2:07	27	0:07	0:34	
?M		2:43	19	0:14	0:41	
?M		12:49	97	0:16	3:11	
?M		5:58	50	0:12	1:31	
?M		7:41	67	0:13	1:57	
?M		3:07	20	0:15	0:48	
?M		5:06	48	0:11	1:18	
• M		2:33	28	0:08	0:40	
?M		8:06	70	0:11	2:08	
• M		17:15	129	0:16	4:26	
• M		18:44	122	0:17	4:50	
?M		25:31	158	0:18	6:30	
?M		28:22	161	0:19	7:12	
?M		10:00	89	0:12	2:35	
?M		14:58	114	0:14	3:52	
?M		20:53	143	0:16	5:19	
?M		8:42	71	0:12	2:16	
?M		45:38	224	0:26	10:50	
?M		1:00	13	0:07	0:15	
?M		5:38	49	0:11	1:30	

To be continued on next page...

SHADOW - Main Result

Calculation: Windplan Blauw - Cumulatie alle inrichtingen

...continued from previous page

No.	Name	Shadow, worst case			Shadow, expected values	
		Shadow hours per year [h/year]	Shadow days per year [days/year]	Max shadow hours per day [h/day]	Shadow hours per year [h/year]	
?M		10:30	77	0:14	2:44	
?M		6:30	65	0:10	1:42	
?M		2:26	27	0:09	0:37	
• M		5:57	63	0:09	1:34	
?M		7:08	67	0:10	1:53	
?M		3:00	31	0:09	0:48	
?N		8:01	45	0:20	2:07	
• N		3:47	21	0:17	0:55	
?N		4:13	23	0:18	1:02	
?N		1:25	15	0:08	0:22	
?N		20:57	134	0:19	5:07	
?N		0:00	0	0:00	0:00	
?N		2:44	19	0:14	0:41	
?N		2:46	18	0:14	0:42	
?N		14:19	100	0:17	3:32	
?N		5:47	49	0:12	1:28	
?N		5:02	48	0:11	1:14	
?N		3:09	20	0:15	0:49	
?N		4:46	45	0:11	1:13	
• N		2:38	28	0:09	0:41	
?N		8:46	71	0:12	2:18	
• N		17:50	131	0:16	4:35	
• N		15:02	107	0:15	3:53	
?N		22:34	132	0:18	5:47	
?N		22:33	146	0:16	5:44	
?N		7:48	67	0:11	2:02	
?N		21:37	143	0:17	5:31	
?N		20:52	144	0:16	5:19	
?N		9:18	74	0:13	2:26	
?N		0:00	0	0:00	0:00	
?N		0:00	0	0:00	0:00	
?N		7:09	65	0:11	1:52	
?N		11:23	81	0:15	2:58	
?N		6:43	63	0:10	1:46	
?N		2:25	27	0:09	0:37	
• N		6:13	65	0:10	1:38	
?N		7:12	68	0:10	1:54	
?N		2:38	29	0:08	0:42	
?O		0:59	12	0:07	0:15	
• O		3:27	20	0:16	0:49	
?O		4:11	22	0:18	1:02	
?O		0:00	0	0:00	0:00	
?O		20:32	134	0:19	5:01	
?O		0:00	0	0:00	0:00	
?O		1:01	13	0:07	0:16	
?O		2:49	20	0:14	0:43	
?O		10:31	77	0:15	2:43	
?O		5:54	51	0:12	1:30	
?O		7:50	67	0:13	2:00	
?O		3:08	20	0:15	0:49	
?O		4:58	47	0:11	1:16	
• O		2:40	28	0:09	0:42	
?O		8:41	73	0:12	2:17	
• O		18:08	130	0:16	4:40	
• O		21:02	132	0:17	5:25	
?O		25:11	156	0:18	6:25	
?O		22:17	146	0:16	5:40	
?O		9:37	89	0:12	2:29	
?O		15:17	115	0:14	3:57	
?O		11:57	83	0:15	3:06	
?O		8:37	69	0:12	2:15	
?O		1:14	14	0:08	0:19	
?O		0:00	0	0:00	0:00	

To be continued on next page...

SHADOW - Main Result

Calculation: Windplan Blauw - Cumulatie alle inrichtingen

...continued from previous page

No.	Name	Shadow, worst case			Shadow, expected values	
		Shadow hours per year [h/year]	Shadow days per year [days/year]	Max shadow hours per day [h/day]	Shadow hours per year [h/year]	
?O		5:26	51	0:10	1:27	
?O		10:18	77	0:14	2:41	
?O		6:20	64	0:10	1:40	
?O		2:22	28	0:08	0:36	
• O		5:09	26	0:19	1:29	
?O		7:29	67	0:11	1:59	
?O		3:05	31	0:09	0:50	
?P		1:00	12	0:07	0:15	
• P		3:47	21	0:17	0:55	
?P		4:14	22	0:18	1:03	
?P		1:01	12	0:07	0:16	
?P		19:29	130	0:19	4:46	
?P		0:00	0	0:00	0:00	
?P		1:00	14	0:06	0:15	
?P		3:33	22	0:15	0:58	
?P		13:35	100	0:16	3:22	
?P		5:54	51	0:12	1:30	
?P		6:25	60	0:11	1:38	
?P		3:06	20	0:15	0:48	
?P		4:40	45	0:11	1:11	
• P		2:50	29	0:09	0:45	
?P		9:18	75	0:12	2:26	
• P		4:03	45	0:09	1:05	
• P		20:48	130	0:17	5:22	
?P		22:12	133	0:18	5:42	
?P		20:04	139	0:16	5:07	
?P		6:02	52	0:11	1:36	
?P		20:37	137	0:17	5:17	
?P		6:25	51	0:13	1:41	
?P		9:07	75	0:12	2:23	
?P		0:00	0	0:00	0:00	
?P		0:00	0	0:00	0:00	
?P		7:06	65	0:11	1:51	
?P		9:28	75	0:13	2:28	
?P		2:27	27	0:09	0:37	
?P		1:15	15	0:08	0:19	
• P		3:11	20	0:15	0:54	
?P		7:30	68	0:11	1:59	
?P		4:23	46	0:09	1:11	
?Q		0:00	0	0:00	0:00	
• Q		3:33	21	0:16	0:51	
?Q		4:11	23	0:18	1:02	
?Q		19:29	117	0:19	4:46	
?Q		17:15	108	0:18	4:12	
?Q		0:00	0	0:00	0:00	
?Q		2:56	19	0:14	0:44	
?Q		3:31	22	0:16	0:58	
?Q		9:41	74	0:14	2:30	
?Q		8:48	71	0:14	2:15	
?Q		6:31	61	0:11	1:39	
?Q		2:53	18	0:14	0:44	
?Q		4:52	45	0:11	1:14	
• Q		2:58	19	0:14	0:45	
?Q		9:01	75	0:12	2:22	
• Q		2:45	30	0:09	0:45	
• Q		20:25	129	0:17	5:16	
?Q		24:34	155	0:18	6:15	
?Q		20:18	138	0:16	5:11	
?Q		1:06	13	0:08	0:17	
?Q		16:07	116	0:15	4:09	
?Q		4:13	22	0:17	1:08	
?Q		8:24	71	0:12	2:12	
?Q		1:09	14	0:08	0:18	

To be continued on next page...

SHADOW - Main Result

Calculation: Windplan Blauw - Cumulatie alle inrichtingen

...continued from previous page

No.	Name	Shadow, worst case			Shadow, expected values	
		Shadow hours per year [h/year]	Shadow days per year [days/year]	Max shadow hours per day [h/day]	Shadow hours per year [h/year]	
?Q		0:00	0	0:00	0:00	
?Q		5:11	48	0:10	1:23	
?Q		10:05	79	0:14	2:38	
?Q		2:25	27	0:09	0:37	
?Q		1:14	14	0:08	0:19	
• Q		3:10	20	0:15	0:54	
?Q		8:01	70	0:11	2:07	
?Q		4:10	44	0:09	1:07	
?R		1:01	13	0:07	0:15	
• R		4:11	22	0:18	1:01	
?R		4:16	23	0:18	1:03	
?R		20:38	121	0:20	5:03	
?R		16:38	106	0:18	4:03	
?R		0:00	0	0:00	0:00	
?R		0:00	0	0:00	0:00	
?R		3:38	21	0:16	0:59	
?R		12:48	100	0:16	3:10	
?R		7:51	67	0:13	2:01	
?R		6:51	62	0:11	1:44	
?R		2:54	19	0:14	0:44	
?R		4:32	46	0:10	1:09	
• R		3:00	19	0:15	0:46	
?R		9:37	76	0:13	2:31	
• R		3:50	42	0:09	1:01	
• R		20:11	128	0:17	5:12	
?R		23:53	141	0:18	6:07	
?R		20:41	138	0:16	5:17	
?R		2:11	27	0:07	0:34	
?R		16:30	120	0:15	4:15	
?R		3:52	22	0:17	0:59	
?R		8:59	73	0:12	2:21	
?R		1:06	12	0:08	0:17	
?R		0:00	0	0:00	0:00	
?R		5:36	50	0:10	1:30	
?R		9:12	74	0:13	2:24	
?R		2:24	27	0:08	0:37	
?R		1:14	15	0:08	0:19	
• R		3:10	22	0:14	0:54	
?R		8:19	71	0:11	2:12	
?R		2:28	28	0:08	0:39	
?S		0:00	0	0:00	0:00	
• S		3:33	21	0:16	0:51	
?S		4:19	23	0:18	1:04	
?S		19:43	119	0:20	4:50	
?S		16:22	105	0:17	3:59	
?S		0:00	0	0:00	0:00	
?S		2:57	19	0:14	0:44	
?S		3:42	22	0:16	1:00	
?S		9:04	72	0:14	2:21	
?S		8:17	70	0:13	2:07	
?S		7:13	65	0:12	1:50	
?S		2:52	19	0:14	0:44	
?S		4:26	46	0:10	1:08	
• S		3:01	20	0:15	0:46	
?S		9:23	77	0:12	2:28	
• S		2:37	30	0:08	0:43	
• S		20:02	127	0:17	5:10	
?S		25:51	151	0:18	6:34	
?S		21:08	144	0:17	5:24	
?S		1:06	13	0:07	0:17	
?S		17:07	125	0:15	4:24	
?S		3:30	21	0:16	0:49	
?S		8:07	71	0:12	2:07	

To be continued on next page...

SHADOW - Main Result

Calculation: Windplan Blauw - Cumulatie alle inrichtingen

...continued from previous page

No.	Name	Shadow, worst case			Shadow, expected values	
		Shadow hours per year [h/year]	Shadow days per year [days/year]	Max shadow hours per day [h/day]	Shadow hours per year [h/year]	
?S		1:07	12	0:08	0:17	
?S		0:00	0	0:00	0:00	
?S		5:47	52	0:11	1:33	
?S		8:40	72	0:13	2:15	
?S		2:21	26	0:08	0:36	
?S		2:26	27	0:09	0:37	
• S		3:20	22	0:15	0:57	
?S		8:50	74	0:12	2:20	
?S		4:12	45	0:09	1:08	
?T		0:00	0	0:00	0:00	
• T		4:25	23	0:19	1:05	
?T		4:17	22	0:18	1:04	
?T		20:46	121	0:20	5:05	
?T		16:19	107	0:17	3:59	
?T		0:00	0	0:00	0:00	
?T		0:00	0	0:00	0:00	
?T		3:44	22	0:16	1:00	
?T		10:34	79	0:15	2:44	
?T		7:49	66	0:13	2:00	
?T		22:31	124	0:21	5:32	
?T		2:51	20	0:14	0:44	
?T		2:52	30	0:10	0:46	
• T		2:56	19	0:14	0:45	
?T		10:39	79	0:13	2:47	
• T		2:53	31	0:08	0:47	
• T		19:43	127	0:17	5:05	
?T		24:00	142	0:18	6:09	
?T		21:34	145	0:17	5:30	
?T		1:14	14	0:07	0:20	
?T		19:08	133	0:16	4:53	
?T		3:16	20	0:16	0:46	
?T		8:39	71	0:12	2:16	
?T		1:09	14	0:08	0:18	
?T		0:00	0	0:00	0:00	
?T		4:36	46	0:09	1:14	
?T		9:02	71	0:13	2:21	
?T		1:21	15	0:08	0:21	
?T		2:22	27	0:09	0:36	
• T		3:17	20	0:15	0:57	
?T		9:29	76	0:12	2:31	
?T		1:15	14	0:08	0:20	
?U		1:01	12	0:07	0:15	
• U		3:31	21	0:16	0:51	
?U		4:33	24	0:19	1:08	
?U		19:48	117	0:20	4:51	
?U		16:13	103	0:18	3:58	
?U		0:00	0	0:00	0:00	
?U		2:58	19	0:14	0:45	
?U		4:05	24	0:17	1:07	
?U		10:00	76	0:15	2:35	
?U		8:12	69	0:13	2:06	
?U		21:50	122	0:21	5:22	
?U		2:45	19	0:14	0:42	
?U		2:39	27	0:10	0:42	
• U		2:53	18	0:14	0:44	
?U		9:32	77	0:13	2:30	
• U		2:28	29	0:08	0:40	
• U		19:20	126	0:17	4:59	
?U		26:20	152	0:18	6:41	
?U		21:52	145	0:17	5:35	
?U		1:03	14	0:07	0:16	
?U		16:41	118	0:15	4:19	
?U		12:35	83	0:16	3:13	

To be continued on next page...

SHADOW - Main Result

Calculation: Windplan Blauw - Cumulatie alle inrichtingen

...continued from previous page

No.	Name	Shadow, worst case			Shadow, expected values	
		Shadow hours per year [h/year]	Shadow days per year [days/year]	Max shadow hours per day [h/day]	Shadow hours per year [h/year]	
?U		7:53	67	0:11	2:04	
?U		1:02	13	0:07	0:16	
?U		0:00	0	0:00	0:00	
?U		4:30	47	0:09	1:12	
?U		8:27	71	0:13	2:12	
?U		1:21	15	0:08	0:21	
?U		2:23	27	0:08	0:36	
• U		3:29	22	0:15	1:00	
?U		9:41	76	0:13	2:34	
?U		3:58	43	0:08	1:03	
?V		0:00	0	0:00	0:00	
• V		4:31	23	0:19	1:07	
?V		4:35	24	0:19	1:09	
?V		22:55	145	0:20	5:37	
?V		0:00	0	0:00	0:00	
?V		0:00	0	0:00	0:00	
?V		2:55	19	0:14	0:44	
?V		4:08	23	0:17	1:08	
?V		9:28	72	0:14	2:26	
?V		7:38	66	0:13	1:57	
?V		23:33	129	0:22	5:47	
?V		3:32	21	0:16	0:55	
?V		2:38	29	0:09	0:42	
• V		2:51	20	0:14	0:44	
?V		10:51	82	0:14	2:50	
• V		2:46	29	0:08	0:45	
• V		20:35	132	0:17	5:17	
?V		26:38	153	0:19	6:46	
?V		21:56	144	0:17	5:36	
?V		1:14	14	0:07	0:20	
?V		16:59	117	0:15	4:23	
?V		12:57	103	0:13	3:22	
?V		8:22	73	0:12	2:11	
?V		22:48	144	0:19	5:40	
?V		0:00	0	0:00	0:00	
?V		0:00	0	0:00	0:00	
?V		8:48	72	0:13	2:18	
?V		2:25	28	0:09	0:37	
?V		2:20	27	0:08	0:36	
• V		3:31	22	0:16	1:01	
?V		10:20	80	0:13	2:44	
?V		1:05	13	0:07	0:17	
?W		0:00	0	0:00	0:00	
• W		3:26	20	0:16	0:50	
?W		4:40	24	0:19	1:10	
?W		19:56	119	0:19	4:52	
?W		1:09	14	0:07	0:19	
?W		0:00	0	0:00	0:00	
?W		0:00	0	0:00	0:00	
?W		4:06	22	0:17	1:08	
?W		7:57	69	0:13	2:03	
?W		8:07	69	0:13	2:04	
?W		21:37	123	0:20	5:21	
?W		3:36	22	0:16	0:56	
?W		2:37	29	0:09	0:42	
• W		1:08	14	0:07	0:17	
?W		10:35	80	0:13	2:47	
• W		2:21	28	0:07	0:38	
• W		21:01	133	0:17	5:24	
?W		24:40	141	0:19	6:18	
?W		22:20	144	0:17	5:42	
?W		1:09	13	0:07	0:18	
?W		17:17	120	0:16	4:28	

To be continued on next page...

SHADOW - Main Result

Calculation: Windplan Blauw - Cumulatie alle inrichtingen

...continued from previous page

No.	Name	Shadow, worst case			Shadow, expected values	
		Shadow hours per year [h/year]	Shadow days per year [days/year]	Max shadow hours per day [h/day]	Shadow hours per year [h/year]	
?W		8:53	75	0:12	2:19	
?W		7:45	68	0:11	2:02	
?W		22:20	141	0:19	5:34	
?W		0:00	0	0:00	0:00	
?W		3:05	20	0:14	0:54	
?W		8:09	69	0:12	2:07	
?W		2:24	27	0:09	0:37	
?W		1:17	14	0:08	0:20	
• W		3:30	20	0:15	1:01	
?W		10:29	81	0:13	2:46	
?W		3:22	21	0:15	0:59	
?X		1:07	14	0:07	0:17	
• X		7:29	42	0:19	1:57	
?X		4:40	24	0:19	1:10	
?X		23:10	147	0:20	5:41	
?X		0:00	0	0:00	0:00	
?X		0:00	0	0:00	0:00	
?X		0:00	0	0:00	0:00	
?X		4:01	22	0:16	1:07	
?X		8:06	68	0:13	2:05	
?X		7:36	68	0:12	1:57	
?X		24:23	130	0:22	5:59	
?X		3:34	20	0:16	0:55	
?X		1:23	15	0:09	0:21	
• X		6:32	65	0:10	1:42	
?X		11:31	83	0:14	3:01	
• X		2:43	29	0:08	0:44	
• X		21:16	134	0:17	5:28	
?X		27:06	155	0:19	6:53	
?X		19:11	127	0:16	4:56	
?X		0:00	0	0:00	0:00	
?X		17:33	120	0:16	4:32	
?X		8:52	72	0:12	2:18	
?X		8:12	70	0:12	2:09	
?X		22:05	142	0:19	5:30	
?X		0:00	0	0:00	0:00	
?X		0:00	0	0:00	0:00	
?X		7:07	65	0:11	1:51	
?X		2:23	27	0:08	0:36	
?X		4:02	45	0:08	1:06	
• X		3:18	20	0:15	0:58	
?X		11:01	82	0:13	2:55	
?X		3:15	22	0:15	0:56	
?Y		0:00	0	0:00	0:00	
• Y		3:24	21	0:16	0:50	
?Y		7:39	44	0:19	2:00	
?Y		22:01	142	0:19	5:23	
?Y		0:00	0	0:00	0:00	
?Y		0:00	0	0:00	0:00	
?Y		0:00	0	0:00	0:00	
?Y		3:58	22	0:17	1:06	
?Y		7:58	68	0:13	2:04	
?Y		8:06	69	0:13	2:04	
?Y		21:14	123	0:20	5:15	
?Y		3:39	21	0:16	0:56	
?Y		1:19	14	0:08	0:20	
• Y		6:50	64	0:11	1:47	
?Y		10:47	79	0:13	2:50	
• Y		1:04	13	0:07	0:16	
• Y		21:27	134	0:17	5:31	
?Y		24:55	143	0:19	6:22	
?Y		18:59	129	0:16	4:53	
?Y		1:12	14	0:07	0:19	

To be continued on next page...

SHADOW - Main Result

Calculation: Windplan Blauw - Cumulatie alle inrichtingen

...continued from previous page

No.	Name	Shadow, worst case			Shadow, expected values	
		Shadow hours per year [h/year]	Shadow days per year [days/year]	Max shadow hours per day [h/day]	Shadow hours per year [h/year]	
?Y		17:47	119	0:16	4:35	
?Y		9:01	75	0:12	2:21	
?Y		7:32	67	0:11	1:58	
?Y		21:54	141	0:19	5:28	
?Y		0:00	0	0:00	0:00	
?Y		0:00	0	0:00	0:00	
?Y		8:09	68	0:12	2:07	
?Y		2:21	27	0:08	0:36	
?Y		4:10	45	0:09	1:08	
• Y		26:34	153	0:21	6:35	
?Y		11:10	83	0:13	2:57	
?Y		3:11	20	0:14	0:55	
?Z		1:03	13	0:07	0:16	
• Z		7:45	44	0:19	2:01	
?Z		7:44	44	0:19	2:01	
?Z		23:05	146	0:20	5:40	
?Z		1:11	14	0:07	0:19	
?Z		0:00	0	0:00	0:00	
?Z		0:00	0	0:00	0:00	
?Z		4:00	23	0:17	1:07	
?Z		5:16	47	0:12	1:21	
?Z		7:26	67	0:12	1:54	
?Z		23:52	130	0:22	5:53	
?Z		3:43	21	0:17	0:57	
?Z		1:10	13	0:08	0:18	
• Z		7:05	67	0:11	1:51	
?Z		11:54	85	0:14	3:07	
• Z		2:40	29	0:08	0:43	
• Z		21:42	134	0:17	5:34	
?Z		27:20	155	0:18	6:56	
?Z		18:41	127	0:16	4:48	
?Z		0:00	0	0:00	0:00	
?Z		18:13	120	0:16	4:42	
?Z		9:28	75	0:13	2:28	
?Z		8:01	71	0:12	2:06	
?Z		21:48	142	0:19	5:26	
?Z		0:00	0	0:00	0:00	
?Z		0:00	0	0:00	0:00	
?Z		7:00	65	0:11	1:49	
?Z		1:20	14	0:08	0:21	
?Z		4:23	48	0:09	1:11	
• Z		27:38	162	0:21	6:50	
?Z		11:46	85	0:14	3:06	
?Z		3:07	20	0:14	0:54	
¼A		2:56	30	0:09	0:47	
¼B		3:07	31	0:09	0:50	
¼C		3:05	29	0:09	0:50	
¼D		4:18	44	0:10	1:07	
¼E		3:09	31	0:09	0:51	
¼F		3:05	30	0:09	0:50	
¼G		3:01	30	0:09	0:49	
¼H		4:25	43	0:09	1:10	
¼I		4:22	45	0:09	1:09	
¼J		3:08	30	0:09	0:51	
¼K		3:10	30	0:09	0:51	
¼L		3:02	30	0:09	0:49	
¼M		3:02	30	0:09	0:49	
¼N		1:02	13	0:07	0:16	
¼O		1:07	14	0:07	0:17	
¼P		0:00	0	0:00	0:00	
¼Q		0:00	0	0:00	0:00	
¼R		0:00	0	0:00	0:00	
¼S		0:00	0	0:00	0:00	

To be continued on next page...

SHADOW - Main Result

Calculation: Windplan Blauw - Cumulatie alle inrichtingen

...continued from previous page

No.	Name	Shadow, worst case			Shadow, expected values	
		Shadow hours per year [h/year]	Shadow days per year [days/year]	Max shadow hours per day [h/day]	Shadow hours per year [h/year]	
¼T		19:16	136	0:15	4:54	
¼U		19:10	139	0:15	4:53	
¼V		19:03	136	0:15	4:52	
¼W		18:40	135	0:16	4:46	
¼X		18:43	138	0:16	4:47	
¼Y		18:29	134	0:15	4:43	
¼Z		18:24	132	0:15	4:42	
½A		42:39	217	0:25	10:10	
½B		38:04	199	0:24	9:08	
½C		2:55	30	0:09	0:47	
½D		2:47	28	0:09	0:45	
½E		2:46	28	0:09	0:45	
½F		2:43	28	0:08	0:44	
½G		4:12	43	0:10	1:04	
½H		4:41	46	0:11	1:12	
½I		4:09	43	0:10	1:03	
½J		4:33	45	0:11	1:10	
½K		4:33	45	0:11	1:09	
½L		4:17	45	0:10	1:05	
½M		4:39	46	0:11	1:11	
½N		4:13	43	0:10	1:04	
½O		4:40	46	0:11	1:11	
½P		4:19	45	0:10	1:05	
½Q		4:45	46	0:11	1:13	
½R		4:15	45	0:10	1:04	
½S		4:36	45	0:10	1:10	
½T		4:14	44	0:10	1:04	
½U		4:41	46	0:10	1:11	
½V		4:18	42	0:10	1:05	
½W		4:45	46	0:10	1:12	
½X		4:22	45	0:10	1:05	
½Y		4:46	47	0:10	1:13	
½Z		3:06	30	0:10	0:48	
¾A		4:29	44	0:10	1:07	
¾B		4:34	46	0:10	1:08	
¾C		19:13	135	0:18	4:48	
¾D		16:44	108	0:17	4:11	
¾E		16:38	107	0:18	4:09	
¾F		16:22	108	0:17	4:05	
¾G		16:14	109	0:17	4:03	
¾H		15:50	105	0:17	3:57	
¾I		17:02	108	0:18	4:15	
¾J		17:33	112	0:18	4:23	
¾K		18:03	114	0:18	4:30	
¾L		18:17	113	0:18	4:34	
¾M		12:24	97	0:15	3:07	
¾N		14:27	101	0:16	3:37	
¾O		12:14	95	0:15	3:04	
¾P		14:18	101	0:16	3:35	
¾Q		11:58	93	0:14	3:01	
¾R		13:48	99	0:16	3:27	
¾S		11:35	91	0:14	2:55	
¾T		11:17	91	0:14	2:51	
¾U		13:23	97	0:15	3:21	
¾V		11:09	92	0:14	2:49	
¾W		9:24	73	0:14	2:22	
¾X		12:59	96	0:16	3:17	
¾Y		9:15	71	0:14	2:21	
¾Z		9:07	73	0:14	2:19	
1A		15:46	105	0:16	3:59	
1B		15:18	106	0:15	3:54	
1C		14:29	103	0:15	3:40	
1D		15:07	104	0:15	3:52	

To be continued on next page...

SHADOW - Main Result

Calculation: Windplan Blauw - Cumulatie alle inrichtingen

...continued from previous page

No.	Name	Shadow, worst case			Shadow, expected values	
		Shadow hours per year [h/year]	Shadow days per year [days/year]	Max shadow hours per day [h/day]	Shadow hours per year [h/year]	
1E		14:03	103	0:15	3:35	
1F		13:19	99	0:14	3:24	
1G		12:51	97	0:14	3:18	
1H		32:05	176	0:21	7:56	
1I		34:04	188	0:22	8:26	
1J		34:27	188	0:21	8:31	
1K		28:54	169	0:20	7:10	
1L		34:37	186	0:21	8:33	
1M		29:08	171	0:20	7:14	
1N		28:40	170	0:20	7:07	
1O		28:29	173	0:20	7:05	
1P		14:05	104	0:15	3:38	
1Q		14:04	103	0:15	3:38	
1R		13:51	102	0:15	3:35	
1S		13:54	105	0:15	3:36	
1T		13:58	101	0:15	3:37	
1U		13:47	102	0:15	3:34	
1V		13:45	104	0:15	3:34	
1W		4:46	47	0:11	1:15	
1X		5:15	49	0:11	1:23	
1Y		4:47	47	0:11	1:15	
1Z		5:24	50	0:11	1:26	
2A		6:03	51	0:12	1:35	
2B		6:55	53	0:13	1:48	
2C		16:16	109	0:16	4:13	
2D		18:28	120	0:17	4:46	
2E		16:08	111	0:16	4:11	
2F		18:07	118	0:17	4:41	
2G		15:58	111	0:16	4:08	
2H		15:51	110	0:16	4:06	
2I		15:47	109	0:16	4:05	
2J		17:44	118	0:17	4:35	
2K		34:00	178	0:23	8:18	
2L		38:01	194	0:23	9:16	
2M		33:45	179	0:22	8:16	
2N		38:13	197	0:23	9:19	
2O		33:34	179	0:22	8:14	
2P		39:01	202	0:23	9:32	
2Q		33:22	180	0:22	8:12	
2R		39:33	203	0:23	9:40	
2S		33:15	177	0:22	8:11	
2T		40:55	213	0:23	10:01	
2U		33:48	182	0:22	8:19	
2V		40:48	210	0:24	10:00	
2W		34:08	182	0:22	8:25	
2X		40:33	209	0:23	9:57	
2Y		34:32	182	0:22	8:31	
2Z		40:01	205	0:22	9:50	
3A		27:43	169	0:20	6:55	
3B		26:00	164	0:19	6:30	
3C		27:27	166	0:20	6:51	
3D		25:56	165	0:19	6:29	
3E		27:34	170	0:20	6:52	
3F		25:53	166	0:19	6:28	
3G		27:36	172	0:19	6:53	
3H		26:04	167	0:19	6:30	
3I		8:06	70	0:11	2:08	
3J		8:49	73	0:12	2:19	
3K		7:45	68	0:11	2:02	
3L		8:26	72	0:12	2:14	
3M		7:29	71	0:11	1:59	
3N		8:01	70	0:11	2:07	
3O		7:18	67	0:11	1:56	

To be continued on next page...

SHADOW - Main Result

Calculation: Windplan Blauw - Cumulatie alle inrichtingen

...continued from previous page

No.	Name	Shadow, worst case			Shadow, expected values	
		Shadow hours per year [h/year]	Shadow days per year [days/year]	Max shadow hours per day [h/day]	Shadow hours per year [h/year]	
³P		7:29	69	0:11	1:59	
³Q		7:04	64	0:11	1:53	
³R		6:39	65	0:10	1:46	
³S		4:52	48	0:10	1:18	
³T		4:22	46	0:09	1:10	
³U		4:02	45	0:09	1:04	
³V		3:56	41	0:09	1:03	
³W		3:46	43	0:09	1:00	
³X		6:45	54	0:12	1:46	
³Y		15:26	108	0:16	3:59	
³Z		15:49	108	0:16	4:05	
-A		3:22	20	0:16	0:50	
A		0:00	0	0:00	0:00	
•A		16:54	113	0:17	4:20	
aA		0:00	0	0:00	0:00	
AA		0:00	0	0:00	0:00	
ªA		3:46	21	0:17	0:57	
ÁA		0:00	0	0:00	0:00	
ÀA		3:08	30	0:09	0:48	
ÄA		4:49	46	0:10	1:15	
ÅA		26:13	152	0:22	6:19	
ÄA		3:06	31	0:10	0:47	
ÅA		21:31	123	0:19	5:24	
AB		0:00	0	0:00	0:00	
aB		0:00	0	0:00	0:00	
ªB		4:12	22	0:17	1:03	
ÁB		0:00	0	0:00	0:00	
ÀB		3:03	30	0:10	0:46	
ÄB		29:57	177	0:20	7:26	
ÅB		27:39	156	0:22	6:42	
ÄB		2:54	29	0:09	0:44	
ÅB		31:49	187	0:21	7:54	
aC		0:00	0	0:00	0:00	
AC		0:00	0	0:00	0:00	
ªC		4:02	22	0:17	1:01	
ÁC		0:00	0	0:00	0:00	
ÀC		3:09	29	0:10	0:48	
ÄC		39:31	203	0:24	9:35	
ÅC		18:50	114	0:18	4:44	
ÄC		3:15	32	0:10	0:50	
ÅC		21:29	123	0:19	5:23	
aD		40:34	143	0:30	10:34	
AD		0:00	0	0:00	0:00	
ªD		4:15	23	0:18	1:04	
ÁD		0:00	0	0:00	0:00	
ÀD		3:13	32	0:10	0:49	
ÄD		49:25	235	0:27	11:52	
ÅD		10:46	78	0:14	2:48	
ÄD		6:44	62	0:12	1:43	
ÅD		31:21	181	0:22	7:47	
aE		0:00	0	0:00	0:00	
AE		0:00	0	0:00	0:00	
ªE		4:01	22	0:17	1:01	
ÁE		1:06	14	0:07	0:17	
ÀE		8:11	70	0:12	2:08	
ÄE		7:52	67	0:13	2:01	
ÅE		36:01	198	0:23	8:39	
ÄE		3:10	31	0:09	0:48	
ÅE		20:49	122	0:19	5:13	
ÆA		2:26	27	0:09	0:37	
ÆB		41:09	230	0:25	9:36	
ÆC		12:48	98	0:14	3:19	
ÆD		68:55	262	0:32	15:59	

To be continued on next page...

SHADOW - Main Result

Calculation: Windplan Blauw - Cumulatie alle inrichtingen

...continued from previous page

No.	Name	Shadow, worst case		Max shadow hours per day [h/day]	Shadow, expected values	
		Shadow hours per year [h/year]	Shadow days per year [days/year]		Shadow hours per year [h/year]	Shadow hours per year [h/year]
ÆE		3:55	43	0:09	1:02	
ÆF		41:50	207	0:26	10:04	
ÆG		6:45	67	0:10	1:47	
ÆH		4:44	46	0:09	1:15	
ÆI		6:42	66	0:10	1:46	
ÆJ		4:35	44	0:09	1:13	
ÆK		4:29	46	0:09	1:11	
ÆL		8:14	70	0:13	2:06	
ÆM		2:16	27	0:07	0:35	
ÆN		3:15	20	0:16	0:48	
ÆO		1:04	13	0:07	0:16	
ÆP		3:44	21	0:17	0:56	
ÆQ		4:10	22	0:18	1:04	
ÆR		1:04	14	0:07	0:17	
ÆS		5:51	51	0:12	1:28	
ÆT		20:25	119	0:20	5:02	
ÆU		3:31	20	0:16	0:57	
ÆV		7:59	70	0:13	2:04	
ÆW		6:28	62	0:10	1:42	
ÆX		13:01	90	0:15	3:24	
ÆY		21:29	142	0:18	5:22	
ÆZ		4:04	43	0:10	1:02	
AF		0:00	0	0:00	0:00	
aF		0:00	0	0:00	0:00	
ªF		4:18	23	0:18	1:05	
ÁF		1:07	14	0:07	0:18	
ÂF		8:23	71	0:12	2:11	
ÃF		2:33	27	0:09	0:39	
ÄF		3:01	32	0:10	0:46	
ÅF		6:49	63	0:12	1:44	
ĀF		31:00	180	0:21	7:42	
aG		0:00	0	0:00	0:00	
AG		0:00	0	0:00	0:00	
ªG		4:00	21	0:17	1:01	
ÁG		4:34	46	0:10	1:12	
ÂG		8:25	72	0:12	2:12	
ÃG		1:14	14	0:07	0:20	
ÄG		11:06	81	0:14	2:53	
ÅG		4:47	48	0:10	1:15	
ĀG		20:15	119	0:18	5:05	
AH		0:00	0	0:00	0:00	
aH		0:00	0	0:00	0:00	
ªH		4:14	22	0:18	1:04	
ÁH		22:59	146	0:18	5:45	
ÂH		8:25	70	0:12	2:12	
ÃH		4:26	24	0:18	1:12	
ÄH		15:53	109	0:16	4:04	
ÅH		7:07	64	0:12	1:49	
ĀH		30:38	180	0:21	7:37	
AI		0:00	0	0:00	0:00	
aI		0:00	0	0:00	0:00	
ªI		3:59	22	0:17	1:00	
ÁI		7:17	66	0:11	1:54	
ÂI		8:33	69	0:12	2:14	
ÃI		3:41	21	0:17	0:56	
ÄI		9:20	73	0:13	2:26	
ÅI		5:06	49	0:11	1:20	
ĀI		19:48	121	0:18	4:58	
aJ		0:00	0	0:00	0:00	
AJ		0:00	0	0:00	0:00	
ªJ		4:10	23	0:18	1:03	
ÁJ		26:30	156	0:22	6:29	
ÂJ		8:44	70	0:12	2:17	

To be continued on next page...

SHADOW - Main Result

Calculation: Windplan Blauw - Cumulatie alle inrichtingen

...continued from previous page

No.	Name	Shadow, worst case			Shadow, expected values	
		Shadow hours per year [h/year]	Shadow days per year [days/year]	Max shadow hours per day [h/day]	Shadow hours per year [h/year]	
ÅJ		17:36	114	0:18	4:29	
ÄJ		33:06	185	0:23	8:12	
ÃJ		10:44	78	0:15	2:43	
ÄJ		30:07	179	0:21	7:29	
aK		0:00	0	0:00	0:00	
AK		0:00	0	0:00	0:00	
ªK		4:17	24	0:18	1:05	
ÁK		0:00	0	0:00	0:00	
ÀK		49:58	245	0:26	11:54	
AK		1:01	13	0:07	0:16	
ÀK		30:02	173	0:21	7:26	
ÀK		6:38	62	0:11	1:41	
ÀK		19:28	118	0:18	4:53	
aL		0:00	0	0:00	0:00	
AL		0:00	0	0:00	0:00	
ªL		4:12	22	0:18	1:03	
ÁL		24:16	142	0:19	6:13	
ÀL		49:34	239	0:26	11:52	
ÀL		3:40	21	0:17	0:54	
ÀL		27:35	168	0:20	6:52	
ÀL		11:46	81	0:16	2:59	
ÀL		13:26	99	0:16	3:26	
aM		0:00	0	0:00	0:00	
AM		0:00	0	0:00	0:00	
ªM		4:22	23	0:18	1:06	
ÁM		7:35	67	0:11	1:59	
ÀM		44:16	221	0:24	10:43	
ÀM		4:36	24	0:19	1:10	
AM		30:27	177	0:21	7:32	
ÀM		6:58	65	0:12	1:46	
ÀM		15:36	105	0:17	3:51	
AN		0:00	0	0:00	0:00	
aN		0:00	0	0:00	0:00	
ªN		27:42	159	0:22	6:44	
ÁN		9:07	74	0:12	2:25	
ÀN		50:41	239	0:26	12:00	
ÀN		5:24	49	0:11	1:22	
ÀN		27:45	172	0:21	6:54	
ÀN		12:45	83	0:17	3:13	
ÀN		2:24	28	0:08	0:37	
AO		0:00	0	0:00	0:00	
aO		0:00	0	0:00	0:00	
ªO		27:08	158	0:22	6:37	
ÁO		23:43	147	0:19	5:54	
ÀO		44:51	217	0:24	10:53	
ÀO		7:01	63	0:12	1:47	
ÀO		27:36	171	0:21	6:52	
ÀO		7:11	64	0:12	1:50	
ÀO		18:29	132	0:16	4:44	
AP		0:00	0	0:00	0:00	
aP		0:00	0	0:00	0:00	
ªP		26:30	157	0:21	6:29	
ÁP		6:24	54	0:11	1:42	
ÀP		45:16	219	0:25	10:59	
ÀP		4:23	24	0:18	1:10	
ÀP		35:03	194	0:22	8:40	
ÀP		13:49	86	0:18	3:28	
ÀP		6:50	64	0:10	1:48	
AQ		0:00	0	0:00	0:00	
aQ		0:00	0	0:00	0:00	
ªQ		26:27	160	0:21	6:29	
ÁQ		21:02	126	0:19	5:25	
ÀQ		44:57	215	0:25	10:57	

To be continued on next page...

SHADOW - Main Result

Calculation: Windplan Blauw - Cumulatie alle inrichtingen

...continued from previous page

No.	Name	Shadow, worst case			Shadow, expected values	
		Shadow hours per year [h/year]	Shadow days per year [days/year]	Max shadow hours per day [h/day]	Shadow hours per year [h/year]	
ÅQ		0:00	0	0:00	0:00	
ÅQ		27:31	168	0:20	6:51	
ÃQ		7:33	66	0:13	1:55	
ÀQ		2:25	29	0:09	0:37	
AR		0:00	0	0:00	0:00	
aR		0:00	0	0:00	0:00	
ªR		26:18	156	0:21	6:27	
ÁR		15:47	111	0:15	4:05	
ÀR		44:51	210	0:24	10:56	
AR		0:00	0	0:00	0:00	
ÁR		34:28	194	0:22	8:31	
ÃR		16:42	110	0:19	4:13	
ÀR		9:40	76	0:13	2:31	
aS		0:00	0	0:00	0:00	
AS		0:00	0	0:00	0:00	
ªS		26:20	158	0:21	6:27	
ÁS		3:59	44	0:08	1:04	
ÀS		44:05	209	0:24	10:46	
ÁS		2:47	18	0:14	0:42	
ÀS		27:20	170	0:20	6:49	
ÃS		7:51	68	0:13	2:00	
ÀS		15:24	115	0:15	3:58	
AT		0:00	0	0:00	0:00	
aT		0:00	0	0:00	0:00	
ªT		5:17	49	0:11	1:22	
ÁT		0:00	0	0:00	0:00	
ÀT		43:42	210	0:24	10:41	
ÁT		2:50	19	0:14	0:43	
ÃT		34:18	194	0:22	8:29	
ÀT		18:00	114	0:19	4:32	
ÁT		20:26	121	0:20	5:05	
aU		0:00	0	0:00	0:00	
AU		0:00	0	0:00	0:00	
ªU		28:18	163	0:19	7:11	
ÁU		15:43	109	0:16	4:03	
ÀU		42:49	207	0:24	10:29	
ÁU		2:46	29	0:09	0:42	
ÀU		33:59	190	0:21	8:24	
ÃU		8:04	68	0:13	2:03	
ÀU		8:38	69	0:13	2:09	
AV		0:00	0	0:00	0:00	
aV		0:00	0	0:00	0:00	
ªV		29:26	160	0:19	7:28	
ÁV		24:14	149	0:21	5:50	
ÀV		41:52	206	0:23	10:16	
ÃV		2:40	28	0:08	0:41	
ÀV		22:12	123	0:20	5:33	
ÃV		21:19	139	0:20	5:09	
ÁV		10:39	93	0:12	2:45	
aW		0:00	0	0:00	0:00	
AW		0:00	0	0:00	0:00	
ªW		29:50	159	0:19	7:34	
ÁW		31:38	181	0:21	7:50	
ÀW		40:52	205	0:24	10:02	
ÁW		2:52	30	0:09	0:44	
ÀW		33:41	192	0:22	8:20	
ÁW		8:15	69	0:13	2:06	
ÃW		7:37	67	0:11	1:59	
aX		0:00	0	0:00	0:00	
AX		0:00	0	0:00	0:00	
ªX		30:15	162	0:20	7:40	
ÁX		0:00	0	0:00	0:00	
ÀX		37:05	195	0:23	9:09	

To be continued on next page...

SHADOW - Main Result

Calculation: Windplan Blauw - Cumulatie alle inrichtingen

...continued from previous page

No.	Name	Shadow, worst case			Shadow, expected values	
		Shadow hours per year [h/year]	Shadow days per year [days/year]	Max shadow hours per day [h/day]	Shadow hours per year [h/year]	
ÅX		2:44	28	0:09	0:42	
ÅX		22:05	126	0:19	5:32	
ÅX		22:35	144	0:20	5:27	
ÅX		1:14	14	0:08	0:19	
AY		0:00	0	0:00	0:00	
aY		0:00	0	0:00	0:00	
aY		30:50	164	0:20	7:49	
ÅY		4:33	44	0:09	1:13	
ÅY		35:53	190	0:22	8:52	
ÅY		3:03	32	0:10	0:47	
ÅY		21:52	123	0:20	5:29	
ÅY		8:42	71	0:14	2:12	
ÅY		16:06	123	0:16	4:10	
AZ		0:00	0	0:00	0:00	
aZ		0:00	0	0:00	0:00	
aZ		31:09	163	0:20	7:53	
ÅZ		0:00	0	0:00	0:00	
ÅZ		34:39	188	0:22	8:34	
ÅZ		2:50	28	0:09	0:43	
ÅZ		32:15	186	0:22	8:00	
ÅZ		9:19	73	0:14	2:22	
ÅZ		2:33	28	0:08	0:41	
-B		3:32	21	0:16	0:53	
B		0:00	0	0:00	0:00	
•B		7:37	68	0:11	1:59	
bA		0:00	0	0:00	0:00	
BA		0:00	0	0:00	0:00	
BB		245:09	318	1:23	56:53	
bB		0:00	0	0:00	0:00	
bC		0:00	0	0:00	0:00	
BC		0:00	0	0:00	0:00	
bD		0:00	0	0:00	0:00	
BD		0:00	0	0:00	0:00	
BE		0:00	0	0:00	0:00	
bE		0:00	0	0:00	0:00	
bF		0:00	0	0:00	0:00	
BF		0:00	0	0:00	0:00	
bG		0:00	0	0:00	0:00	
BG		0:00	0	0:00	0:00	
BH		0:00	0	0:00	0:00	
bH		0:00	0	0:00	0:00	
bl		0:00	0	0:00	0:00	
BI		0:00	0	0:00	0:00	
bJ		0:00	0	0:00	0:00	
BJ		0:00	0	0:00	0:00	
BK		0:00	0	0:00	0:00	
bK		0:00	0	0:00	0:00	
bL		0:00	0	0:00	0:00	
BL		0:00	0	0:00	0:00	
bM		0:00	0	0:00	0:00	
BM		0:00	0	0:00	0:00	
BN		0:00	0	0:00	0:00	
bN		0:00	0	0:00	0:00	
bO		0:00	0	0:00	0:00	
BO		0:00	0	0:00	0:00	
bP		0:00	0	0:00	0:00	
BP		0:00	0	0:00	0:00	
bQ		0:00	0	0:00	0:00	
BQ		0:00	0	0:00	0:00	
bR		0:00	0	0:00	0:00	
BR		0:00	0	0:00	0:00	
BS		0:00	0	0:00	0:00	
bS		0:00	0	0:00	0:00	

To be continued on next page...

SHADOW - Main Result

Calculation: Windplan Blauw - Cumulatie alle inrichtingen

...continued from previous page

No.	Name	Shadow, worst case			Shadow, expected values	
		Shadow hours per year [h/year]	Shadow days per year [days/year]	Max shadow hours per day [h/day]	Shadow hours per year [h/year]	
bT		0:00	0	0:00	0:00	
BT		0:00	0	0:00	0:00	
bU		0:00	0	0:00	0:00	
BU		0:00	0	0:00	0:00	
bV		0:00	0	0:00	0:00	
BV		0:00	0	0:00	0:00	
bW		0:00	0	0:00	0:00	
BW		0:00	0	0:00	0:00	
BX		0:00	0	0:00	0:00	
bX		0:00	0	0:00	0:00	
bY		0:00	0	0:00	0:00	
BY		0:00	0	0:00	0:00	
BZ		0:00	0	0:00	0:00	
bZ		0:00	0	0:00	0:00	
-C		15:42	107	0:17	3:58	
C		0:00	0	0:00	0:00	
•C		16:54	112	0:18	4:20	
cA		0:00	0	0:00	0:00	
CA		0:00	0	0:00	0:00	
ÇA		17:38	117	0:17	4:33	
CB		0:00	0	0:00	0:00	
cB		0:00	0	0:00	0:00	
ÇB		21:43	129	0:18	5:33	
cC		0:00	0	0:00	0:00	
CC		0:00	0	0:00	0:00	
ÇC		18:26	117	0:17	4:43	
CD		0:00	0	0:00	0:00	
cD		0:00	0	0:00	0:00	
ÇD		20:50	128	0:18	5:20	
CE		0:00	0	0:00	0:00	
cE		0:00	0	0:00	0:00	
ÇE		17:59	115	0:17	4:37	
CF		0:00	0	0:00	0:00	
cF		0:00	0	0:00	0:00	
ÇF		17:28	114	0:16	4:29	
cG		0:00	0	0:00	0:00	
CG		0:00	0	0:00	0:00	
ÇG		16:50	115	0:16	4:19	
cH		0:00	0	0:00	0:00	
CH		0:00	0	0:00	0:00	
ÇH		16:18	113	0:16	4:11	
cI		0:00	0	0:00	0:00	
CI		0:00	0	0:00	0:00	
ÇI		15:01	104	0:15	3:52	
CJ		0:00	0	0:00	0:00	
cJ		0:00	0	0:00	0:00	
ÇJ		14:40	106	0:15	3:47	
CK		0:00	0	0:00	0:00	
cK		0:00	0	0:00	0:00	
ÇK		14:17	103	0:15	3:40	
cL		0:00	0	0:00	0:00	
CL		0:00	0	0:00	0:00	
ÇL		14:05	104	0:15	3:37	
cM		0:00	0	0:00	0:00	
CM		0:00	0	0:00	0:00	
ÇM		13:18	101	0:14	3:26	
cN		0:00	0	0:00	0:00	
CN		256:17	326	1:27	59:04	
ÇN		14:02	101	0:14	3:36	
CO		0:00	0	0:00	0:00	
cO		0:00	0	0:00	0:00	
ÇO		13:01	100	0:14	3:22	
CP		0:00	0	0:00	0:00	

To be continued on next page...

SHADOW - Main Result

Calculation: Windplan Blauw - Cumulatie alle inrichtingen

...continued from previous page

No.	Name	Shadow, worst case			Shadow, expected values	
		Shadow hours per year [h/year]	Shadow days per year [days/year]	Max shadow hours per day [h/day]	Shadow hours per year [h/year]	
cP		0:00	0	0:00	0:00	
ÇP		13:36	102	0:14	3:30	
CQ		0:00	0	0:00	0:00	
cQ		0:00	0	0:00	0:00	
ÇQ		10:38	81	0:14	2:46	
CR		0:00	0	0:00	0:00	
cR		0:00	0	0:00	0:00	
ÇR		5:16	49	0:11	1:24	
cS		0:00	0	0:00	0:00	
CS		0:00	0	0:00	0:00	
ÇS		4:13	43	0:10	1:04	
cT		0:00	0	0:00	0:00	
CT		0:00	0	0:00	0:00	
ÇT		8:29	72	0:12	2:13	
CU		0:00	0	0:00	0:00	
cU		0:00	0	0:00	0:00	
ÇU		13:03	97	0:15	3:17	
CV		0:00	0	0:00	0:00	
cV		0:00	0	0:00	0:00	
ÇV		0:00	0	0:00	0:00	
cW		0:00	0	0:00	0:00	
CW		7:31	32	0:22	2:14	
ÇW		4:08	45	0:09	1:06	
cX		0:00	0	0:00	0:00	
CX		6:28	30	0:20	1:55	
ÇX		4:08	43	0:09	1:05	
cY		0:00	0	0:00	0:00	
CY		0:00	0	0:00	0:00	
ÇY		110:58	278	0:42	25:35	
CZ		0:00	0	0:00	0:00	
cZ		0:00	0	0:00	0:00	
ÇZ		0:00	0	0:00	0:00	
D		0:00	0	0:00	0:00	
-D		17:51	112	0:19	4:28	
•D		7:21	68	0:11	1:55	
dA		0:00	0	0:00	0:00	
DA		6:10	57	0:12	1:39	
dB		0:00	0	0:00	0:00	
DB		9:36	68	0:17	2:35	
DC		0:00	0	0:00	0:00	
dC		0:00	0	0:00	0:00	
DD		0:00	0	0:00	0:00	
dD		0:00	0	0:00	0:00	
dE		0:00	0	0:00	0:00	
DE		0:00	0	0:00	0:00	
dF		0:00	0	0:00	0:00	
DF		0:00	0	0:00	0:00	
DG		0:00	0	0:00	0:00	
dG		0:00	0	0:00	0:00	
dH		0:00	0	0:00	0:00	
DH		0:00	0	0:00	0:00	
DI		0:00	0	0:00	0:00	
dI		0:00	0	0:00	0:00	
dJ		0:00	0	0:00	0:00	
DJ		0:00	0	0:00	0:00	
DK		0:00	0	0:00	0:00	
dK		0:00	0	0:00	0:00	
dL		0:00	0	0:00	0:00	
DL		0:00	0	0:00	0:00	
DM		0:00	0	0:00	0:00	
dM		0:00	0	0:00	0:00	
dN		0:00	0	0:00	0:00	
DN		0:00	0	0:00	0:00	

To be continued on next page...

SHADOW - Main Result

Calculation: Windplan Blauw - Cumulatie alle inrichtingen

...continued from previous page

No.	Name	Shadow, worst case			Shadow, expected values	
		Shadow hours per year [h/year]	Shadow days per year [days/year]	Max shadow hours per day [h/day]	Shadow hours per year [h/year]	
dO		0:00	0	0:00	0:00	
DO		0:00	0	0:00	0:00	
dP		0:00	0	0:00	0:00	
DP		0:00	0	0:00	0:00	
dQ		0:00	0	0:00	0:00	
DQ		0:00	0	0:00	0:00	
DR		0:00	0	0:00	0:00	
dR		0:00	0	0:00	0:00	
dS		0:00	0	0:00	0:00	
DS		0:00	0	0:00	0:00	
dT		0:00	0	0:00	0:00	
DT		0:00	0	0:00	0:00	
dU		0:00	0	0:00	0:00	
DU		0:00	0	0:00	0:00	
dV		0:00	0	0:00	0:00	
DV		0:00	0	0:00	0:00	
DW		0:00	0	0:00	0:00	
dW		0:00	0	0:00	0:00	
DX		0:00	0	0:00	0:00	
dX		0:00	0	0:00	0:00	
DY		0:00	0	0:00	0:00	
dY		0:00	0	0:00	0:00	
DZ		0:00	0	0:00	0:00	
dZ		0:00	0	0:00	0:00	
E		83:49	220	0:35	15:53	
-E		15:13	104	0:17	3:51	
•E		16:10	107	0:17	4:09	
EA		0:00	0	0:00	0:00	
eA		0:00	0	0:00	0:00	
ÉA		167:46	337	1:06	39:22	
ÈA		0:00	0	0:00	0:00	
ÊA		90:29	176	0:49	19:49	
ËA		75:20	240	0:40	18:53	
eB		0:00	0	0:00	0:00	
EB		0:00	0	0:00	0:00	
ÉB		155:59	339	0:59	37:03	
ÈB		98:06	196	0:46	25:20	
ÊB		104:50	189	0:53	23:23	
ËB		7:01	68	0:09	1:55	
eC		0:00	0	0:00	0:00	
EC		0:00	0	0:00	0:00	
ÉC		159:29	322	1:06	37:54	
ÈC		56:39	92	0:54	15:20	
ÊC	Bedrijfswoning 1	349:24	225	1:59	67:34	
ËC		46:20	178	0:34	11:53	
ED		0:00	0	0:00	0:00	
eD		0:00	0	0:00	0:00	
ÉD		168:25	343	0:55	39:07	
ÈD		68:47	124	0:53	17:40	
ÊD	Bedrijfswoning 3	388:21	278	2:06	79:44	
ËD		58:44	198	0:39	14:43	
eE		0:00	0	0:00	0:00	
EE		0:00	0	0:00	0:00	
ÉE		197:52	352	0:59	46:04	
ÈE		65:36	166	0:37	17:07	
ÊE		119:43	190	1:16	32:32	
ËE		22:32	111	0:29	6:07	
EF		0:00	0	0:00	0:00	
eF		0:00	0	0:00	0:00	
ÉF		69:20	185	0:39	15:35	
ÈF		125:46	293	0:47	30:04	
ÊF	Bedrijfswoning 6	277:20	275	1:44	58:08	
ËF		0:00	0	0:00	0:00	

To be continued on next page...

SHADOW - Main Result

Calculation: Windplan Blauw - Cumulatie alle inrichtingen

...continued from previous page

No.	Name	Shadow, worst case			Shadow, expected values	
		Shadow hours per year [h/year]	Shadow days per year [days/year]	Max shadow hours per day [h/day]	Shadow hours per year [h/year]	
eG		0:00	0	0:00	0:00	
EG		0:00	0	0:00	0:00	
ĖG		80:29	200	0:43	18:14	
ÊG		83:24	217	0:43	20:45	
ËG		140:39	283	1:02	30:07	
ĒG		0:36	18	0:03	0:08	
eH		0:00	0	0:00	0:00	
EH		0:00	0	0:00	0:00	
ÉH		76:25	197	0:40	16:54	
ÈH		0:00	0	0:00	0:00	
ĚH		85:13	207	0:44	17:36	
ĚH	Bedrijfswoning 5	368:33	320	1:46	84:38	
EI		0:00	0	0:00	0:00	
eI		0:00	0	0:00	0:00	
ĚI		116:27	278	0:43	26:31	
ËI		0:00	0	0:00	0:00	
ĒI		89:27	218	1:01	18:41	
ÉI		136:09	261	1:01	32:58	
eJ		0:00	0	0:00	0:00	
EJ		0:00	0	0:00	0:00	
ĚJ		89:21	251	0:39	20:49	
ËJ		0:00	0	0:00	0:00	
ĒJ		0:00	0	0:00	0:00	
ĚJ		0:00	0	0:00	0:00	
eK		0:00	0	0:00	0:00	
EK		0:00	0	0:00	0:00	
ĚK		102:15	273	0:40	23:30	
ËK		0:00	0	0:00	0:00	
ĒK		168:16	349	1:04	39:21	
ÉK		153:36	276	0:54	34:42	
EL		0:00	0	0:00	0:00	
eL		0:00	0	0:00	0:00	
ĚL		197:24	346	1:03	46:22	
ËL		0:00	0	0:00	0:00	
ĒL	Bedrijfswoning 2	409:04	312	1:59	91:51	
ÉL		7:11	45	0:15	1:47	
eM		0:00	0	0:00	0:00	
EM		0:00	0	0:00	0:00	
ĚM		179:20	353	0:59	41:58	
ËM		0:00	0	0:00	0:00	
ĒM		0:00	0	0:00	0:00	
ĚM		2:48	29	0:08	0:40	
EN		0:00	0	0:00	0:00	
eN		0:00	0	0:00	0:00	
ĚN		189:38	346	1:04	44:46	
ËN		8:12	61	0:14	2:01	
ĒN		9:29	78	0:11	2:36	
ÉN		0:00	0	0:00	0:00	
eO		0:00	0	0:00	0:00	
EO		0:00	0	0:00	0:00	
ĚO		195:19	342	1:13	44:27	
ËO		0:00	0	0:00	0:00	
ĒO		64:29	242	0:38	15:31	
ÉO		97:58	266	0:58	22:26	
EP		0:00	0	0:00	0:00	
eP		0:00	0	0:00	0:00	
ĚP		203:15	300	1:22	50:19	
ËP		0:24	9	0:03	0:06	
ĒP		33:51	86	0:33	4:36	
ÉP		0:00	0	0:00	0:00	
EQ		0:00	0	0:00	0:00	
eQ		0:00	0	0:00	0:00	
ÉQ		183:47	290	1:17	45:23	

To be continued on next page...

SHADOW - Main Result

Calculation: Windplan Blauw - Cumulatie alle inrichtingen

...continued from previous page

No.	Name	Shadow, worst case			Shadow, expected values	
		Shadow hours per year [h/year]	Shadow days per year [days/year]	Max shadow hours per day [h/day]	Shadow hours per year [h/year]	
EQ		139:25	305	0:52	32:11	
EQ		17:30	76	0:32	4:49	
EQ		11:58	93	0:14	3:16	
eR		0:00	0	0:00	0:00	
ER		0:00	0	0:00	0:00	
ER		162:08	268	1:22	40:30	
ER		138:52	303	0:52	31:49	
ER		17:26	82	0:31	4:42	
ER		105:16	272	0:54	24:17	
ES		0:00	0	0:00	0:00	
eS		0:00	0	0:00	0:00	
ES		169:01	273	1:16	42:04	
ES		110:40	277	0:42	25:30	
ES	Bedrijfswoning 4	324:47	266	1:51	69:08	
ES		4:16	29	0:14	1:05	
ET		0:00	0	0:00	0:00	
eT		0:00	0	0:00	0:00	
ET		142:05	177	1:22	38:16	
ET		88:22	267	0:39	20:18	
ET		45:02	178	0:27	11:44	
ET		65:38	206	0:41	16:00	
eU		0:00	0	0:00	0:00	
EU		0:00	0	0:00	0:00	
EU		70:08	124	1:23	19:29	
EU		105:00	273	0:42	24:21	
EU		0:00	0	0:00	0:00	
EU		42:37	100	0:35	5:46	
eV		0:00	0	0:00	0:00	
EV		0:00	0	0:00	0:00	
EV		74:10	150	1:15	20:35	
EV		89:50	280	0:39	20:54	
EV		0:00	0	0:00	0:00	
EV		0:00	0	0:00	0:00	
eW		0:00	0	0:00	0:00	
EW		0:00	0	0:00	0:00	
EW		39:22	64	1:02	10:46	
EW		101:18	290	0:42	23:34	
EW		52:31	185	0:38	13:14	
EW		81:36	218	0:36	15:51	
EX		0:00	0	0:00	0:00	
eX		0:00	0	0:00	0:00	
EX		72:23	86	1:06	16:57	
EX		121:04	245	1:06	28:38	
EX		64:46	204	0:34	16:59	
EX		0:00	0	0:00	0:00	
EY		0:00	0	0:00	0:00	
eY		0:00	0	0:00	0:00	
EY		10:10	67	0:15	2:10	
EY		142:38	261	1:10	33:29	
EY		0:00	0	0:00	0:00	
EY		0:00	0	0:00	0:00	
EZ		0:00	0	0:00	0:00	
eZ		0:00	0	0:00	0:00	
EZ		55:12	150	0:34	11:16	
EZ		166:55	341	1:00	39:16	
EZ		112:37	277	0:53	26:11	
EZ		0:00	0	0:00	0:00	
-F		17:37	112	0:18	4:25	
F		0:00	0	0:00	0:00	
•F		7:15	68	0:11	1:54	
FA		0:00	0	0:00	0:00	
fA		0:00	0	0:00	0:00	
fB		0:00	0	0:00	0:00	

To be continued on next page...

SHADOW - Main Result

Calculation: Windplan Blauw - Cumulatie alle inrichtingen

...continued from previous page

No.	Name	Shadow, worst case		Max shadow hours per day [h/day]	Shadow, expected values
		Shadow hours per year [h/year]	Shadow days per year [days/year]		Shadow hours per year [h/year]
FB		0:00	0	0:00	0:00
FC		0:00	0	0:00	0:00
fC		0:00	0	0:00	0:00
FD		0:00	0	0:00	0:00
fD		0:00	0	0:00	0:00
fE		0:00	0	0:00	0:00
FE		0:00	0	0:00	0:00
fF		0:00	0	0:00	0:00
FF		0:00	0	0:00	0:00
fG		0:00	0	0:00	0:00
FG		0:00	0	0:00	0:00
fH		0:00	0	0:00	0:00
FH		0:00	0	0:00	0:00
fI		0:00	0	0:00	0:00
FI		0:00	0	0:00	0:00
fJ		0:00	0	0:00	0:00
FJ		0:00	0	0:00	0:00
FK		0:00	0	0:00	0:00
fK		0:00	0	0:00	0:00
fL		0:00	0	0:00	0:00
FL		0:00	0	0:00	0:00
fM		0:00	0	0:00	0:00
FM		0:00	0	0:00	0:00
FN		0:00	0	0:00	0:00
fN		0:00	0	0:00	0:00
fO		0:00	0	0:00	0:00
FO		0:00	0	0:00	0:00
fP		0:00	0	0:00	0:00
FP		0:00	0	0:00	0:00
fQ		0:00	0	0:00	0:00
FQ		0:00	0	0:00	0:00
FR		0:00	0	0:00	0:00
fR		0:00	0	0:00	0:00
FS		0:00	0	0:00	0:00
fS		0:00	0	0:00	0:00
FT		0:00	0	0:00	0:00
fT		0:00	0	0:00	0:00
fU		0:00	0	0:00	0:00
FU		0:00	0	0:00	0:00
FV		0:00	0	0:00	0:00
fV		0:00	0	0:00	0:00
fW		0:00	0	0:00	0:00
FW		0:00	0	0:00	0:00
fX		0:00	0	0:00	0:00
FX		0:00	0	0:00	0:00
FY		0:00	0	0:00	0:00
fY		0:00	0	0:00	0:00
FZ		0:00	0	0:00	0:00
fZ		0:00	0	0:00	0:00
-G		14:51	103	0:17	3:46
G		0:00	0	0:00	0:00
•G		15:48	107	0:17	4:04
gA		0:00	0	0:00	0:00
GA		0:00	0	0:00	0:00
GB		0:00	0	0:00	0:00
gB		0:00	0	0:00	0:00
gC		0:00	0	0:00	0:00
GC		0:00	0	0:00	0:00
gD		0:00	0	0:00	0:00
GD		0:00	0	0:00	0:00
gE		0:00	0	0:00	0:00
GE		0:00	0	0:00	0:00
gF		0:00	0	0:00	0:00

To be continued on next page...

SHADOW - Main Result

Calculation: Windplan Blauw - Cumulatie alle inrichtingen

...continued from previous page

No.	Name	Shadow, worst case			Shadow, expected values	
		Shadow hours per year [h/year]	Shadow days per year [days/year]	Max shadow hours per day [h/day]	Shadow hours per year [h/year]	
GF		0:00	0	0:00	0:00	
gG		0:00	0	0:00	0:00	
GG		0:00	0	0:00	0:00	
GH		0:00	0	0:00	0:00	
gH		0:00	0	0:00	0:00	
gI		0:00	0	0:00	0:00	
GI		0:00	0	0:00	0:00	
gJ		0:00	0	0:00	0:00	
GJ		0:00	0	0:00	0:00	
GK		0:00	0	0:00	0:00	
gK		0:00	0	0:00	0:00	
GL		0:00	0	0:00	0:00	
gL		0:00	0	0:00	0:00	
gM		0:00	0	0:00	0:00	
GM		0:00	0	0:00	0:00	
GN		0:00	0	0:00	0:00	
gN		0:00	0	0:00	0:00	
GO		0:00	0	0:00	0:00	
gO		0:00	0	0:00	0:00	
GP		0:00	0	0:00	0:00	
gP		0:00	0	0:00	0:00	
GQ		0:00	0	0:00	0:00	
gQ		0:00	0	0:00	0:00	
gR		0:00	0	0:00	0:00	
GR		0:00	0	0:00	0:00	
gS		0:00	0	0:00	0:00	
GS		0:00	0	0:00	0:00	
gT		0:00	0	0:00	0:00	
GT		0:00	0	0:00	0:00	
gU		0:00	0	0:00	0:00	
GU		0:00	0	0:00	0:00	
GV		0:00	0	0:00	0:00	
gV		0:00	0	0:00	0:00	
GW		0:00	0	0:00	0:00	
gW		0:00	0	0:00	0:00	
gX		0:00	0	0:00	0:00	
GX		0:00	0	0:00	0:00	
GY		0:00	0	0:00	0:00	
gY		0:00	0	0:00	0:00	
GZ		0:00	0	0:00	0:00	
gZ		0:00	0	0:00	0:00	
-H		17:16	110	0:18	4:20	
H		0:00	0	0:00	0:00	
•H		15:36	108	0:17	4:01	
HA		0:00	0	0:00	0:00	
hA		0:00	0	0:00	0:00	
HB		0:00	0	0:00	0:00	
hB		0:00	0	0:00	0:00	
hC		0:00	0	0:00	0:00	
HC		0:00	0	0:00	0:00	
hD		0:00	0	0:00	0:00	
HD		0:00	0	0:00	0:00	
hE		0:00	0	0:00	0:00	
HE		0:00	0	0:00	0:00	
hF		0:00	0	0:00	0:00	
HF		0:00	0	0:00	0:00	
hG		0:00	0	0:00	0:00	
HG		0:00	0	0:00	0:00	
HH		0:00	0	0:00	0:00	
hH		0:00	0	0:00	0:00	
hI		0:00	0	0:00	0:00	
HI		0:00	0	0:00	0:00	
hJ		0:00	0	0:00	0:00	

To be continued on next page...

SHADOW - Main Result

Calculation: Windplan Blauw - Cumulatie alle inrichtingen

...continued from previous page

No.	Name	Shadow, worst case			Shadow, expected values	
		Shadow hours per year [h/year]	Shadow days per year [days/year]	Max shadow hours per day [h/day]	Shadow hours per year [h/year]	
HJ		0:00	0	0:00	0:00	
hK		0:00	0	0:00	0:00	
HK		0:00	0	0:00	0:00	
hL		0:00	0	0:00	0:00	
HL		0:00	0	0:00	0:00	
HM		0:00	0	0:00	0:00	
hM		0:00	0	0:00	0:00	
HN		0:00	0	0:00	0:00	
hN		0:00	0	0:00	0:00	
HO		0:00	0	0:00	0:00	
hO		0:00	0	0:00	0:00	
HP		0:00	0	0:00	0:00	
hP		0:00	0	0:00	0:00	
HQ		0:00	0	0:00	0:00	
hQ		0:00	0	0:00	0:00	
HR		0:00	0	0:00	0:00	
hR		0:00	0	0:00	0:00	
hS		0:00	0	0:00	0:00	
HS		0:00	0	0:00	0:00	
hT		0:00	0	0:00	0:00	
HT		0:00	0	0:00	0:00	
hU		0:00	0	0:00	0:00	
HU		0:00	0	0:00	0:00	
HV		0:00	0	0:00	0:00	
hV		0:00	0	0:00	0:00	
HW		0:00	0	0:00	0:00	
hW		0:00	0	0:00	0:00	
hX		0:00	0	0:00	0:00	
HX		0:00	0	0:00	0:00	
hY		0:00	0	0:00	0:00	
HY		0:00	0	0:00	0:00	
HZ		0:00	0	0:00	0:00	
hZ		0:00	0	0:00	0:00	
-I		14:29	103	0:17	3:40	
I		0:00	0	0:00	0:00	
•I		6:36	64	0:10	1:43	
IA		0:00	0	0:00	0:00	
iA		0:00	0	0:00	0:00	
IA		129:54	271	1:01	27:50	
IB		0:00	0	0:00	0:00	
iB		0:00	0	0:00	0:00	
IB		4:35	34	0:13	1:09	
iC		0:00	0	0:00	0:00	
IC		0:00	0	0:00	0:00	
IC		17:41	80	0:30	4:47	
iD		0:00	0	0:00	0:00	
ID		0:00	0	0:00	0:00	
ID		29:59	150	0:26	7:49	
IE		0:00	0	0:00	0:00	
iE		0:00	0	0:00	0:00	
IE		9:09	61	0:15	2:15	
iF		0:00	0	0:00	0:00	
IF		0:00	0	0:00	0:00	
IF		0:00	0	0:00	0:00	
IG		0:00	0	0:00	0:00	
iG		0:00	0	0:00	0:00	
IG		143:12	278	1:04	30:31	
IH		0:00	0	0:00	0:00	
iH		0:00	0	0:00	0:00	
IH	Gezondheidszorg of onderwijs	3:06	31	0:09	0:49	
iI		0:00	0	0:00	0:00	
II		0:00	0	0:00	0:00	
II	Gezondheidszorg of onderwijs	5:00	45	0:11	1:17	

To be continued on next page...

SHADOW - Main Result

Calculation: Windplan Blauw - Cumulatie alle inrichtingen

...continued from previous page

No.	Name	Shadow, worst case		Max shadow hours per day [h/day]	Shadow, expected values	
		Shadow hours per year [h/year]	Shadow days per year [days/year]		Shadow hours per year [h/year]	Shadow hours per year [h/year]
iJ		0:00	0	0:00	0:00	
IJ		0:00	0	0:00	0:00	
Ĵ	Gezondheidszorg of onderwijs	16:37	110	0:16	4:12	
IK		0:00	0	0:00	0:00	
iK		0:00	0	0:00	0:00	
Ķ	Gezondheidszorg of onderwijs	16:42	109	0:17	4:12	
iL		0:00	0	0:00	0:00	
IL		0:00	0	0:00	0:00	
Ľ	Gezondheidszorg of onderwijs	15:26	105	0:16	3:52	
iM		0:00	0	0:00	0:00	
IM		0:00	0	0:00	0:00	
Ĺ	Gezondheidszorg of onderwijs	27:03	156	0:21	6:38	
IN		0:00	0	0:00	0:00	
iN		0:00	0	0:00	0:00	
IO		0:00	0	0:00	0:00	
iO		0:00	0	0:00	0:00	
iP		0:00	0	0:00	0:00	
IP		0:00	0	0:00	0:00	
iQ		0:00	0	0:00	0:00	
IQ		0:00	0	0:00	0:00	
iR		0:00	0	0:00	0:00	
IR		0:00	0	0:00	0:00	
iS		7:30	32	0:23	2:13	
IS		0:00	0	0:00	0:00	
IT		0:00	0	0:00	0:00	
iT		0:00	0	0:00	0:00	
IU		0:00	0	0:00	0:00	
iU		0:00	0	0:00	0:00	
iV		0:00	0	0:00	0:00	
IV		0:00	0	0:00	0:00	
IW		3:33	21	0:16	0:41	
iW		0:00	0	0:00	0:00	
IX		3:38	21	0:16	0:42	
iX		15:29	105	0:18	3:49	
iY		0:00	0	0:00	0:00	
IY		10:06	50	0:21	2:00	
iZ		3:25	41	0:08	0:54	
IZ		8:38	46	0:19	1:47	
J		0:00	0	0:00	0:00	
-J		14:24	103	0:17	3:39	
•J		15:18	107	0:17	3:57	
jA		4:19	44	0:09	1:09	
JA		8:16	45	0:19	1:39	
jB		4:49	45	0:10	1:16	
JB		8:06	44	0:19	1:39	
jC		3:46	42	0:08	1:00	
JC		8:05	44	0:19	1:41	
jD		1:08	14	0:07	0:18	
JD		0:00	0	0:00	0:00	
JE		27:03	98	0:31	7:01	
jE		1:02	12	0:07	0:16	
jF		1:03	13	0:07	0:16	
JF		27:47	100	0:31	7:09	
JG		28:21	100	0:32	7:15	
jG		1:00	14	0:07	0:15	
jH		0:55	12	0:07	0:14	
JH		28:55	99	0:31	7:20	
JI		29:45	101	0:32	7:29	
JI		0:57	12	0:07	0:14	
JJ		30:17	101	0:32	7:33	
JJ		0:51	12	0:06	0:13	
JK		30:47	102	0:32	7:36	
jK		0:53	12	0:06	0:13	

To be continued on next page...

SHADOW - Main Result

Calculation: Windplan Blauw - Cumulatie alle inrichtingen

...continued from previous page

No.	Name	Shadow, worst case			Shadow, expected values	
		Shadow hours per year [h/year]	Shadow days per year [days/year]	Max shadow hours per day [h/day]	Shadow hours per year [h/year]	
jL		0:00	0	0:00	0:00	
JL		31:56	104	0:32	7:49	
JM		31:47	104	0:32	7:41	
jM		0:00	0	0:00	0:00	
jN		5:12	48	0:11	1:23	
JN		32:04	105	0:32	7:41	
jO		4:52	46	0:10	1:18	
JO		33:26	108	0:32	7:55	
JP		33:15	109	0:33	7:49	
jP		5:04	47	0:10	1:21	
jQ		4:30	48	0:10	1:12	
JQ		0:00	0	0:00	0:00	
JR		0:00	0	0:00	0:00	
jR		4:41	46	0:10	1:15	
jS		5:12	49	0:11	1:23	
JS		0:00	0	0:00	0:00	
JT		0:00	0	0:00	0:00	
jT		5:02	49	0:10	1:20	
JU		3:18	21	0:15	0:38	
jU		4:46	48	0:10	1:16	
JV		3:18	20	0:16	0:38	
jV		4:11	43	0:09	1:06	
jW		4:00	41	0:09	1:03	
JW		3:10	20	0:15	0:36	
jX		3:55	42	0:09	1:02	
JX		0:00	0	0:00	0:00	
jY		3:51	43	0:09	1:01	
JY		246:03	343	1:20	52:50	
JZ		229:30	298	1:25	50:38	
jZ		3:55	43	0:09	1:02	
K		0:00	0	0:00	0:00	
-K		16:46	112	0:18	4:14	
•K		6:33	64	0:10	1:42	
KA		230:50	290	1:30	50:33	
kA		3:53	45	0:09	1:01	
kB		3:50	43	0:09	1:01	
KB		211:11	281	1:27	46:04	
KC		266:04	359	1:29	60:33	
kC		3:46	43	0:09	0:59	
KD		281:53	358	1:29	63:25	
kD		2:22	27	0:08	0:38	
kE		2:27	28	0:08	0:40	
KE		262:22	356	1:31	59:41	
KF		280:20	338	1:28	65:06	
kF		2:29	29	0:08	0:40	
KG		284:03	328	1:25	66:11	
kG		2:29	29	0:08	0:40	
KH		275:36	331	1:22	64:05	
kH		3:35	41	0:09	0:57	
KI		252:50	336	1:25	58:18	
ki		3:40	42	0:09	0:58	
KJ		3:43	42	0:09	0:59	
kJ		269:13	322	1:25	62:51	
KK		3:46	40	0:09	1:00	
KK		244:35	323	1:24	56:32	
kL		0:00	0	0:00	0:00	
KL		240:30	315	1:28	53:53	
KM		246:23	318	1:23	57:12	
kM		4:10	45	0:09	1:06	
KN		226:39	314	1:28	51:33	
kN		4:10	44	0:09	1:06	
KO		243:12	307	1:24	55:44	
ko		4:04	41	0:09	1:05	

To be continued on next page...

SHADOW - Main Result

Calculation: Windplan Blauw - Cumulatie alle inrichtingen

...continued from previous page

No.	Name	Shadow, worst case			Shadow, expected values	
		Shadow hours per year [h/year]	Shadow days per year [days/year]	Max shadow hours per day [h/day]	Shadow hours per year [h/year]	
KP		131:24	257	0:50	30:46	
kP		4:09	44	0:09	1:06	
kQ		4:13	45	0:09	1:07	
KQ		86:51	180	0:47	24:17	
kR		4:20	44	0:09	1:09	
KR		74:29	167	0:44	21:23	
KS		6:57	32	0:21	2:03	
kS		4:19	42	0:10	1:09	
KT		4:19	43	0:10	1:09	
KT		0:00	0	0:00	0:00	
KU		4:30	46	0:10	1:12	
KU		0:00	0	0:00	0:00	
KV		0:00	0	0:00	0:00	
kV		4:29	46	0:10	1:11	
KW		0:00	0	0:00	0:00	
kW		3:17	38	0:08	0:52	
KX		0:00	0	0:00	0:00	
kX		3:17	39	0:08	0:52	
KY		0:00	0	0:00	0:00	
kY		3:10	39	0:08	0:50	
kZ		2:14	28	0:08	0:36	
KZ		0:00	0	0:00	0:00	
-L		14:00	101	0:16	3:34	
L		0:00	0	0:00	0:00	
•L		6:18	62	0:10	1:39	
LA		0:00	0	0:00	0:00	
IA		1:07	13	0:08	0:17	
LB		0:00	0	0:00	0:00	
IB		1:06	12	0:08	0:17	
IC		1:08	13	0:08	0:17	
LC		0:00	0	0:00	0:00	
LD		32:20	108	0:32	8:31	
ID		1:08	13	0:08	0:17	
IE		1:05	14	0:07	0:17	
LE		45:28	133	0:33	11:42	
LF		43:51	148	0:30	11:22	
IF		0:59	12	0:07	0:15	
IG		21:02	135	0:19	5:26	
LG		48:49	140	0:32	12:33	
LH		40:09	126	0:31	10:22	
IH		5:11	49	0:10	1:22	
LI		22:06	86	0:29	5:47	
II		15:19	107	0:16	3:56	
IJ		15:35	106	0:16	4:00	
IJ		39:43	144	0:29	10:21	
LK		27:39	85	0:31	6:58	
IK		15:59	107	0:16	4:06	
LL		29:31	102	0:32	7:51	
IL		16:15	109	0:16	4:10	
LM		28:42	71	0:32	7:03	
IM		16:30	113	0:17	4:14	
IN		19:44	120	0:18	5:03	
LN		19:28	76	0:31	5:13	
LO		36:33	87	0:33	9:06	
IO		20:13	122	0:18	5:10	
IP		20:37	122	0:19	5:16	
LP		0:00	0	0:00	0:00	
IQ		21:08	126	0:19	5:24	
LQ		0:00	0	0:00	0:00	
LR		0:00	0	0:00	0:00	
IR		21:35	127	0:19	5:31	
LS		0:00	0	0:00	0:00	
IS		31:33	176	0:24	7:30	

To be continued on next page...

SHADOW - Main Result

Calculation: Windplan Blauw - Cumulatie alle inrichtingen

...continued from previous page

No.	Name	Shadow, worst case			Shadow, expected values	
		Shadow hours per year [h/year]	Shadow days per year [days/year]	Max shadow hours per day [h/day]	Shadow hours per year [h/year]	
LT		0:00	0	0:00	0:00	
IT		32:35	184	0:24	7:42	
LU		0:00	0	0:00	0:00	
IU		27:48	140	0:23	6:50	
LV		0:00	0	0:00	0:00	
IV		33:09	184	0:24	8:08	
IW		39:44	226	0:25	9:19	
LW		0:00	0	0:00	0:00	
IX		38:16	225	0:24	8:59	
LX		0:00	0	0:00	0:00	
IY		35:54	193	0:25	8:27	
LY		0:00	0	0:00	0:00	
IZ		33:21	177	0:24	7:56	
LZ		0:00	0	0:00	0:00	
-M		16:22	109	0:18	4:08	
M		0:00	0	0:00	0:00	
•M		6:22	64	0:10	1:40	
mA		12:05	94	0:14	3:05	
MA		0:00	0	0:00	0:00	
mB		11:07	90	0:13	2:52	
MB		0:00	0	0:00	0:00	
MC		0:00	0	0:00	0:00	
mC		9:41	76	0:13	2:34	
MD		0:00	0	0:00	0:00	
mD		10:06	77	0:14	2:40	
ME		0:00	0	0:00	0:00	
mE		9:20	78	0:13	2:28	
MF		0:00	0	0:00	0:00	
mF		9:48	79	0:13	2:35	
mG		8:56	74	0:13	2:22	
MG		0:00	0	0:00	0:00	
MH		0:00	0	0:00	0:00	
mH		8:43	73	0:12	2:18	
mI		9:17	74	0:13	2:26	
MI		0:00	0	0:00	0:00	
MJ		0:00	0	0:00	0:00	
mJ		8:34	72	0:12	2:15	
mK		8:23	71	0:12	2:11	
MK		0:00	0	0:00	0:00	
mL		8:19	71	0:12	2:12	
ML		0:00	0	0:00	0:00	
mM		8:00	69	0:12	2:05	
MM		0:00	0	0:00	0:00	
MN		0:00	0	0:00	0:00	
mN		6:03	52	0:11	1:35	
MO		0:00	0	0:00	0:00	
mO		7:52	68	0:12	2:03	
mP		6:09	50	0:11	1:37	
MP		0:00	0	0:00	0:00	
mQ		7:49	69	0:12	2:02	
MQ		5:09	32	0:15	1:18	
MR		26:53	120	0:29	7:07	
mR		7:48	69	0:11	2:03	
mS		7:32	68	0:12	1:58	
MS		28:07	101	0:30	7:26	
MT		37:41	121	0:33	9:53	
mT		7:53	71	0:12	2:04	
MU		47:13	149	0:32	12:12	
mU		7:19	66	0:11	1:54	
mV		4:32	45	0:10	1:10	
MV		43:21	131	0:33	11:10	
mW		5:19	49	0:11	1:22	
MW		52:53	156	0:34	13:36	

To be continued on next page...

SHADOW - Main Result

Calculation: Windplan Blauw - Cumulatie alle inrichtingen

...continued from previous page

No.	Name	Shadow, worst case			Shadow, expected values	
		Shadow hours per year [h/year]	Shadow days per year [days/year]	Max shadow hours per day [h/day]	Shadow hours per year [h/year]	
MX		37:03	125	0:32	9:42	
mX		4:23	45	0:10	1:08	
MY		44:06	147	0:30	11:26	
mY		5:05	48	0:11	1:18	
MZ		40:10	144	0:28	10:24	
mZ		3:16	32	0:09	0:53	
-N		16:18	108	0:18	4:08	
N		0:00	0	0:00	0:00	
•N		12:22	82	0:16	3:13	
nA		4:58	46	0:10	1:17	
NA		53:05	153	0:34	13:42	
NB		52:28	141	0:34	13:30	
nB		3:11	31	0:09	0:51	
nC		4:53	46	0:10	1:15	
NC		0:00	0	0:00	0:00	
nD		3:09	31	0:09	0:51	
ND		0:00	0	0:00	0:00	
NE		0:00	0	0:00	0:00	
nE		3:01	30	0:09	0:49	
NF		0:00	0	0:00	0:00	
nF		4:39	47	0:10	1:12	
nG		28:38	176	0:19	7:07	
NG		0:00	0	0:00	0:00	
nH		29:44	174	0:21	7:24	
NH		0:00	0	0:00	0:00	
NI		0:00	0	0:00	0:00	
nI		28:16	176	0:18	7:03	
nJ		29:54	177	0:21	7:26	
NJ		0:00	0	0:00	0:00	
NK		8:10	45	0:19	1:41	
nK		27:33	172	0:18	6:52	
nL		27:08	175	0:18	6:46	
NL		0:00	0	0:00	0:00	
nM		29:58	177	0:20	7:27	
NM		0:00	0	0:00	0:00	
NN		0:00	0	0:00	0:00	
nN		29:46	178	0:20	7:24	
NO		0:00	0	0:00	0:00	
nO		24:40	165	0:18	6:10	
nP		29:24	178	0:19	7:19	
NP		0:00	0	0:00	0:00	
NQ		0:00	0	0:00	0:00	
nQ		18:07	113	0:17	4:34	
nR		28:12	175	0:19	7:02	
NR		0:00	0	0:00	0:00	
NS		0:00	0	0:00	0:00	
nS		17:50	113	0:17	4:30	
nT		18:49	118	0:17	4:45	
NT		0:00	0	0:00	0:00	
NU		0:00	0	0:00	0:00	
nU		26:12	170	0:19	6:32	
nV		19:49	118	0:17	5:00	
NV		0:00	0	0:00	0:00	
nW		25:45	168	0:18	6:26	
NW		250:44	312	1:27	56:50	
NX		6:29	30	0:20	1:55	
nX		20:29	121	0:18	5:10	
NY		0:00	0	0:00	0:00	
nY		24:38	164	0:18	6:09	
nZ		21:15	126	0:18	5:21	
NZ		62:25	171	0:33	11:33	
O		0:00	0	0:00	0:00	
-O		13:07	98	0:16	3:21	

To be continued on next page...

SHADOW - Main Result

Calculation: Windplan Blauw - Cumulatie alle inrichtingen

...continued from previous page

No.	Name	Shadow, worst case		Max shadow hours per day [h/day]	Shadow, expected values	
		Shadow hours per year [h/year]	Shadow days per year [days/year]		Shadow hours per year [h/year]	Shadow hours per year [h/year]
•O		6:01	62	0:10	1:34	
OA		0:00	0	0:00	0:00	
oA		24:27	162	0:19	6:07	
°A		4:43	45	0:10	1:14	
oB		22:11	129	0:18	5:36	
OB		0:00	0	0:00	0:00	
°B		4:38	45	0:10	1:13	
oC		24:26	162	0:18	6:06	
OC		0:00	0	0:00	0:00	
°C		5:09	48	0:11	1:22	
OD		0:00	0	0:00	0:00	
oD		24:15	162	0:18	6:04	
°D		4:39	47	0:10	1:13	
oE		24:12	158	0:19	6:03	
OE		0:00	0	0:00	0:00	
°E		5:05	49	0:10	1:21	
oF		24:05	158	0:19	6:02	
OF		0:00	0	0:00	0:00	
°F		4:40	47	0:10	1:14	
OG		0:00	0	0:00	0:00	
oG		31:48	172	0:22	7:45	
°G		5:06	49	0:10	1:21	
oH		31:02	172	0:22	7:36	
OH		0:00	0	0:00	0:00	
°H		28:31	162	0:22	7:03	
oI		30:46	166	0:22	7:32	
OI		0:00	0	0:00	0:00	
°I		29:04	165	0:22	7:11	
OJ		0:00	0	0:00	0:00	
oJ		30:09	167	0:22	7:25	
°J		29:57	170	0:22	7:24	
oK		29:40	164	0:21	7:19	
OK		0:00	0	0:00	0:00	
°K		30:39	173	0:22	7:34	
oL		29:37	166	0:21	7:19	
OL		0:00	0	0:00	0:00	
°L		32:41	179	0:22	8:03	
OM		0:00	0	0:00	0:00	
oM		29:29	165	0:21	7:18	
°M		9:54	77	0:13	2:35	
oN		29:38	166	0:21	7:20	
ON		0:00	0	0:00	0:00	
°N		9:02	72	0:13	2:21	
OO		0:00	0	0:00	0:00	
oO		29:28	165	0:21	7:19	
°O		9:31	74	0:13	2:29	
OP		0:00	0	0:00	0:00	
oP		29:39	165	0:21	7:21	
°P		8:47	72	0:12	2:17	
oQ		29:56	171	0:21	7:26	
OQ		0:00	0	0:00	0:00	
°Q		9:22	74	0:13	2:27	
oR		57:02	246	0:29	13:37	
OR		0:00	0	0:00	0:00	
°R		8:41	70	0:12	2:16	
OS		0:00	0	0:00	0:00	
oS		57:19	246	0:29	13:41	
°S		8:14	71	0:12	2:09	
OT		0:00	0	0:00	0:00	
oT		57:32	249	0:30	13:44	
°T		8:36	70	0:12	2:15	
oU		57:33	249	0:30	13:43	
OU		0:00	0	0:00	0:00	

To be continued on next page...

SHADOW - Main Result

Calculation: Windplan Blauw - Cumulatie alle inrichtingen

...continued from previous page

No.	Name	Shadow, worst case		Max shadow hours per day [h/day]	Shadow, expected values	
		Shadow hours per year [h/year]	Shadow days per year [days/year]		Shadow hours per year [h/year]	Shadow hours per year [h/year]
°U		8:05	70	0:12	2:06	
OV		0:00	0	0:00	0:00	
oV		57:59	252	0:29	13:49	
°V		8:11	70	0:12	2:08	
OW		0:00	0	0:00	0:00	
oW		58:05	251	0:30	13:50	
°W		7:59	70	0:12	2:05	
OX		0:00	0	0:00	0:00	
oX		58:18	254	0:30	13:53	
°X		16:14	110	0:18	4:02	
oY		58:37	257	0:30	13:57	
OY		0:00	0	0:00	0:00	
°Y		13:03	96	0:15	3:15	
OZ		0:00	0	0:00	0:00	
oZ		61:24	261	0:32	14:28	
°Z		12:42	98	0:15	3:10	
-P		15:46	106	0:18	4:00	
P		0:00	0	0:00	0:00	
•P		12:11	84	0:16	3:10	
pA		62:31	260	0:31	14:42	
PA		0:00	0	0:00	0:00	
PB		0:00	0	0:00	0:00	
pB		63:18	260	0:31	14:52	
PC		0:00	0	0:00	0:00	
pC		64:25	260	0:31	15:05	
pD		64:37	262	0:31	15:08	
PD		0:00	0	0:00	0:00	
PE		0:00	0	0:00	0:00	
pE		65:25	264	0:31	15:16	
PF		0:00	0	0:00	0:00	
pF		66:15	259	0:31	15:27	
pG		66:52	262	0:32	15:34	
PG		0:00	0	0:00	0:00	
pH		67:14	261	0:32	15:39	
PH		0:00	0	0:00	0:00	
pl		67:49	261	0:32	15:46	
PI		0:00	0	0:00	0:00	
PJ		0:00	0	0:00	0:00	
pJ		68:25	261	0:32	15:53	
pK		69:37	262	0:33	16:09	
PK		0:00	0	0:00	0:00	
PL		0:00	0	0:00	0:00	
pL		71:44	262	0:33	16:39	
PM		0:00	0	0:00	0:00	
pM		71:20	259	0:33	16:34	
PN		0:00	0	0:00	0:00	
pN		71:20	261	0:32	16:34	
PO		0:00	0	0:00	0:00	
pO		71:25	263	0:32	16:36	
PP		0:00	0	0:00	0:00	
pP		70:57	262	0:32	16:30	
PQ		0:00	0	0:00	0:00	
pQ		70:13	261	0:32	16:19	
PR		0:00	0	0:00	0:00	
pR		65:25	263	0:30	15:17	
pS		64:50	261	0:30	15:11	
PS		0:00	0	0:00	0:00	
PT		0:00	0	0:00	0:00	
pT		64:17	258	0:31	15:04	
pU		63:41	263	0:30	14:55	
PU		0:00	0	0:00	0:00	
pV		62:12	263	0:30	14:37	
PV		0:00	0	0:00	0:00	

To be continued on next page...

SHADOW - Main Result

Calculation: Windplan Blauw - Cumulatie alle inrichtingen

...continued from previous page

No.	Name	Shadow, worst case		Max shadow hours per day [h/day]	Shadow, expected values	
		Shadow hours per year [h/year]	Shadow days per year [days/year]		Shadow hours per year [h/year]	Shadow hours per year [h/year]
pW		61:39	260	0:30	14:31	
PW		0:00	0	0:00	0:00	
pX		60:39	260	0:30	14:19	
PX		0:00	0	0:00	0:00	
pY		59:55	260	0:29	14:11	
PY		0:00	0	0:00	0:00	
pZ		49:51	235	0:27	11:54	
PZ		0:00	0	0:00	0:00	
Q		0:00	0	0:00	0:00	
-Q		12:52	99	0:16	3:17	
•Q		4:47	47	0:10	1:17	
qA		50:00	237	0:27	11:54	
QA		0:00	0	0:00	0:00	
QB		0:00	0	0:00	0:00	
qB		50:34	243	0:27	11:58	
QC		0:00	0	0:00	0:00	
qC		50:30	240	0:28	11:56	
QD		0:00	0	0:00	0:00	
qD		36:45	190	0:24	8:52	
qE		34:17	181	0:23	8:21	
QE		0:00	0	0:00	0:00	
qF		39:28	198	0:24	9:30	
QF		0:00	0	0:00	0:00	
qG		34:50	184	0:23	8:28	
QG		0:00	0	0:00	0:00	
qH		40:03	200	0:25	9:38	
QH		0:00	0	0:00	0:00	
QI		0:00	0	0:00	0:00	
qI		35:22	185	0:23	8:36	
QJ		0:00	0	0:00	0:00	
qJ		40:42	204	0:25	9:47	
qK		37:47	192	0:24	9:10	
QK		0:00	0	0:00	0:00	
qL		41:50	208	0:25	10:03	
QL		0:00	0	0:00	0:00	
qM		38:38	198	0:24	9:22	
QM		0:00	0	0:00	0:00	
QN		0:00	0	0:00	0:00	
qN		43:06	212	0:25	10:21	
qO		43:21	219	0:25	10:29	
QO		0:00	0	0:00	0:00	
qP		2:18	27	0:07	0:37	
QP		0:00	0	0:00	0:00	
qQ		4:16	45	0:09	1:08	
QQ		0:00	0	0:00	0:00	
qR		0:00	0	0:00	0:00	
QR		0:00	0	0:00	0:00	
qS		0:00	0	0:00	0:00	
QS		0:00	0	0:00	0:00	
QT		0:00	0	0:00	0:00	
qT		32:23	175	0:22	7:53	
QU		0:00	0	0:00	0:00	
qU		4:31	45	0:09	1:12	
QV		0:00	0	0:00	0:00	
qV		2:13	26	0:08	0:36	
QW		0:00	0	0:00	0:00	
qW		4:07	43	0:09	1:05	
QX		0:00	0	0:00	0:00	
qX		4:02	42	0:09	1:04	
QY		0:00	0	0:00	0:00	
qY		3:46	41	0:09	1:00	
qZ		3:56	43	0:08	1:02	
QZ		0:00	0	0:00	0:00	

To be continued on next page...

SHADOW - Main Result

Calculation: Windplan Blauw - Cumulatie alle inrichtingen

...continued from previous page

No.	Name	Shadow, worst case		Max shadow hours per day [h/day]	Shadow, expected values	
		Shadow hours per year [h/year]	Shadow days per year [days/year]		Shadow hours per year [h/year]	Shadow hours per year [h/year]
-R		12:43	96	0:16	3:16	
R		0:00	0	0:00	0:00	
•R		12:19	83	0:16	3:12	
rA		3:51	43	0:09	1:01	
RA		0:00	0	0:00	0:00	
rB		3:58	44	0:08	1:03	
RB		0:00	0	0:00	0:00	
rC		3:55	44	0:09	1:02	
RC		0:00	0	0:00	0:00	
RD		0:00	0	0:00	0:00	
rD		2:33	29	0:08	0:39	
RE		0:00	0	0:00	0:00	
rE		3:59	42	0:09	1:03	
RF		0:00	0	0:00	0:00	
rF		2:32	27	0:08	0:39	
RG		0:00	0	0:00	0:00	
rG		36:10	188	0:24	8:45	
rH		21:50	124	0:20	5:30	
RH		0:00	0	0:00	0:00	
RI		0:00	0	0:00	0:00	
rI		51:04	239	0:28	12:02	
RJ		0:00	0	0:00	0:00	
rJ		51:18	236	0:28	12:04	
rK		51:24	237	0:28	12:05	
RK		0:00	0	0:00	0:00	
rL		51:42	235	0:28	12:07	
RL		0:00	0	0:00	0:00	
RM		0:00	0	0:00	0:00	
rM		65:21	257	0:31	15:14	
RN		0:00	0	0:00	0:00	
rN		63:30	260	0:31	14:48	
rO		60:52	252	0:30	14:10	
RO		0:00	0	0:00	0:00	
rP		59:20	244	0:30	13:48	
RP		0:00	0	0:00	0:00	
RQ		0:00	0	0:00	0:00	
rQ		57:42	242	0:30	13:25	
rR		18:23	118	0:18	4:42	
RR		0:00	0	0:00	0:00	
rS		15:39	110	0:16	4:01	
RS		0:00	0	0:00	0:00	
rT		18:09	116	0:18	4:38	
RT		0:00	0	0:00	0:00	
RU		0:00	0	0:00	0:00	
rU		15:48	109	0:17	4:04	
RV		0:00	0	0:00	0:00	
rV		17:54	117	0:18	4:35	
rW		15:38	107	0:16	4:01	
RW		0:00	0	0:00	0:00	
RX		0:00	0	0:00	0:00	
rX		17:50	116	0:17	4:34	
RY		0:00	0	0:00	0:00	
rY		15:25	108	0:16	3:58	
RZ		0:00	0	0:00	0:00	
rZ		17:52	114	0:18	4:35	
S		0:00	0	0:00	0:00	
-S		15:00	104	0:17	3:49	
•S		12:05	82	0:15	3:08	
sA		15:28	109	0:16	3:59	
SA		0:00	0	0:00	0:00	
sB		17:40	113	0:17	4:33	
SB		0:00	0	0:00	0:00	
sC		17:44	117	0:17	4:34	

To be continued on next page...

SHADOW - Main Result

Calculation: Windplan Blauw - Cumulatie alle inrichtingen

...continued from previous page

No.	Name	Shadow, worst case			Shadow, expected values	
		Shadow hours per year [h/year]	Shadow days per year [days/year]	Max shadow hours per day [h/day]	Shadow hours per year [h/year]	
SC		0:00	0	0:00	0:00	
sD		56:07	238	0:30	13:03	
SD		0:00	0	0:00	0:00	
sE		54:45	234	0:29	12:44	
SE		0:00	0	0:00	0:00	
sF		53:37	234	0:29	12:28	
SF		0:00	0	0:00	0:00	
SG		0:00	0	0:00	0:00	
sG		49:15	220	0:28	11:27	
sH		48:32	220	0:28	11:17	
SH		0:00	0	0:00	0:00	
sI		47:34	216	0:28	11:03	
SI		0:00	0	0:00	0:00	
sJ		46:43	212	0:27	10:51	
SJ		0:00	0	0:00	0:00	
sK		46:01	211	0:28	10:41	
SK		0:00	0	0:00	0:00	
sL		45:13	211	0:28	10:31	
SL		0:00	0	0:00	0:00	
sM		44:57	214	0:27	10:30	
SM		0:00	0	0:00	0:00	
SN		0:00	0	0:00	0:00	
sN		44:32	216	0:26	10:25	
sO		43:46	215	0:27	10:17	
SO		0:00	0	0:00	0:00	
sP		43:28	217	0:27	10:14	
SP		0:00	0	0:00	0:00	
SQ		0:00	0	0:00	0:00	
sQ		43:11	216	0:27	10:11	
sR		42:41	215	0:27	10:06	
SR		0:00	0	0:00	0:00	
SS		0:00	0	0:00	0:00	
sS		40:31	203	0:25	9:40	
sT		40:18	199	0:26	9:38	
ST		0:00	0	0:00	0:00	
SU		9:28	52	0:19	2:32	
sU		39:49	197	0:25	9:33	
SV		8:50	52	0:18	2:22	
sV		39:41	197	0:25	9:32	
SW		5:32	33	0:16	1:24	
sW		39:08	195	0:25	9:25	
SX		12:53	62	0:22	3:26	
sX		39:02	194	0:25	9:24	
SY		6:37	36	0:17	1:41	
sY		42:58	209	0:26	10:19	
sZ		43:55	211	0:27	10:33	
SZ		0:00	0	0:00	0:00	
T		0:00	0	0:00	0:00	
-T		14:31	103	0:17	3:43	
•T		12:12	83	0:16	3:10	
tA		44:52	214	0:26	10:47	
TA		0:00	0	0:00	0:00	
TB		0:00	0	0:00	0:00	
tB		46:14	222	0:26	11:06	
tC		47:32	226	0:26	11:24	
TC		0:00	0	0:00	0:00	
TD		0:00	0	0:00	0:00	
tD		50:50	235	0:27	12:12	
TE		0:00	0	0:00	0:00	
tE		29:42	168	0:23	7:06	
tF		31:15	169	0:23	7:29	
TF		0:00	0	0:00	0:00	
tG		32:14	176	0:24	7:44	

To be continued on next page...

SHADOW - Main Result

Calculation: Windplan Blauw - Cumulatie alle inrichtingen

...continued from previous page

No.	Name	Shadow, worst case			Shadow, expected values	
		Shadow hours per year [h/year]	Shadow days per year [days/year]	Max shadow hours per day [h/day]	Shadow hours per year [h/year]	
TG		0:00	0	0:00	0:00	
TH		0:00	0	0:00	0:00	
tH		33:50	179	0:24	8:07	
tI		36:04	184	0:25	8:39	
TI		0:00	0	0:00	0:00	
TJ		0:00	0	0:00	0:00	
tJ		36:22	185	0:25	8:42	
TK		0:00	0	0:00	0:00	
tK		35:04	183	0:24	8:20	
TL		0:00	0	0:00	0:00	
tL		38:19	197	0:26	9:05	
tM		39:28	207	0:25	9:19	
TM		0:00	0	0:00	0:00	
TN		0:00	0	0:00	0:00	
tN		39:57	205	0:26	9:23	
TO		0:00	0	0:00	0:00	
tO		41:01	219	0:26	9:36	
tP		41:37	221	0:27	9:42	
TP		0:00	0	0:00	0:00	
tQ		41:47	224	0:26	9:44	
TQ		0:00	0	0:00	0:00	
tR		42:23	224	0:26	9:52	
TR		0:00	0	0:00	0:00	
tS		42:44	226	0:26	9:57	
TS		0:00	0	0:00	0:00	
TT		0:00	0	0:00	0:00	
tT		43:10	228	0:26	10:03	
tU		5:43	51	0:11	1:32	
TU		0:00	0	0:00	0:00	
TV		0:00	0	0:00	0:00	
tV		5:10	50	0:10	1:23	
TW		0:00	0	0:00	0:00	
tW		7:09	65	0:11	1:51	
TX		0:00	0	0:00	0:00	
tX		4:57	48	0:10	1:19	
TY		0:00	0	0:00	0:00	
tY		5:44	49	0:11	1:31	
tZ		4:57	48	0:10	1:19	
TZ		0:00	0	0:00	0:00	
U		0:00	0	0:00	0:00	
-U		14:02	102	0:16	3:36	
•U		12:10	82	0:16	3:10	
uA		5:27	50	0:10	1:27	
UA		0:00	0	0:00	0:00	
UB		0:00	0	0:00	0:00	
uB		4:56	47	0:10	1:19	
UC		0:00	0	0:00	0:00	
uC		5:23	48	0:10	1:26	
UD		0:00	0	0:00	0:00	
uD		4:58	47	0:10	1:20	
UE		0:00	0	0:00	0:00	
uE		5:11	49	0:10	1:22	
uF		5:00	49	0:10	1:20	
UF		0:00	0	0:00	0:00	
uG		5:01	48	0:10	1:20	
UG		0:00	0	0:00	0:00	
UH		0:00	0	0:00	0:00	
uH		4:58	46	0:10	1:19	
UI		0:00	0	0:00	0:00	
uI		5:03	48	0:10	1:20	
UJ		0:00	0	0:00	0:00	
uJ		5:00	47	0:10	1:20	
UK		0:00	0	0:00	0:00	

To be continued on next page...

SHADOW - Main Result

Calculation: Windplan Blauw - Cumulatie alle inrichtingen

...continued from previous page

No.	Name	Shadow, worst case			Shadow, expected values	
		Shadow hours per year [h/year]	Shadow days per year [days/year]	Max shadow hours per day [h/day]	Shadow hours per year [h/year]	
	uK	4:48	48	0:10	1:16	
	uL	4:53	48	0:10	1:18	
	UL	0:00	0	0:00	0:00	
	uM	4:49	46	0:10	1:16	
	UM	0:00	0	0:00	0:00	
	UN	0:00	0	0:00	0:00	
	uN	4:49	47	0:10	1:16	
	uO	4:23	44	0:10	1:09	
	UO	0:00	0	0:00	0:00	
	UP	0:00	0	0:00	0:00	
	uP	4:50	46	0:10	1:17	
	uQ	4:18	43	0:09	1:08	
	UQ	0:00	0	0:00	0:00	
	uR	4:42	46	0:09	1:15	
	UR	0:00	0	0:00	0:00	
	uS	4:04	42	0:09	1:05	
	US	0:00	0	0:00	0:00	
	uT	4:29	44	0:09	1:11	
	UT	0:00	0	0:00	0:00	
	uU	20:19	122	0:18	5:07	
	UU	0:00	0	0:00	0:00	
	UV	0:00	0	0:00	0:00	
	uV	34:07	181	0:23	8:15	
	uW	20:59	121	0:18	5:17	
	UW	0:00	0	0:00	0:00	
	uX	34:38	181	0:23	8:23	
	UX	0:00	0	0:00	0:00	
	UY	0:00	0	0:00	0:00	
	uY	21:09	123	0:19	5:20	
	UZ	0:00	0	0:00	0:00	
	uZ	35:05	182	0:24	8:29	
	V	0:00	0	0:00	0:00	
	-V	12:02	81	0:15	3:07	
	•V	11:52	94	0:14	3:03	
	VA	0:00	0	0:00	0:00	
	vA	21:33	123	0:20	5:26	
	vB	4:00	43	0:09	1:03	
	VB	0:00	0	0:00	0:00	
	vC	3:59	43	0:09	1:03	
	VC	0:00	0	0:00	0:00	
	VD	0:00	0	0:00	0:00	
	vD	4:00	44	0:09	1:03	
	vE	3:49	41	0:09	1:00	
	VE	0:00	0	0:00	0:00	
	vF	3:42	41	0:09	0:58	
	VF	0:00	0	0:00	0:00	
	VG	0:00	0	0:00	0:00	
	vG	3:40	40	0:08	0:58	
	VH	0:00	0	0:00	0:00	
	vH	3:28	40	0:08	0:55	
	VI	0:00	0	0:00	0:00	
	vI	2:16	25	0:08	0:34	
	VJ	0:00	0	0:00	0:00	
	vJ	1:15	13	0:08	0:19	
	VK	0:00	0	0:00	0:00	
	vK	14:20	103	0:16	3:42	
	vL	14:11	103	0:16	3:40	
	VL	0:00	0	0:00	0:00	
	VM	0:00	0	0:00	0:00	
	vM	13:49	102	0:16	3:34	
	vN	13:36	99	0:16	3:30	
	VN	0:00	0	0:00	0:00	
	vO	13:26	101	0:16	3:28	

To be continued on next page...

SHADOW - Main Result

Calculation: Windplan Blauw - Cumulatie alle inrichtingen

...continued from previous page

No.	Name	Shadow, worst case		Max shadow hours per day [h/day]	Shadow, expected values	
		Shadow hours per year [h/year]	Shadow days per year [days/year]		Shadow hours per year [h/year]	
VO		0:00	0	0:00	0:00	
VP		0:00	0	0:00	0:00	
vP		2:43	28	0:09	0:41	
VQ		0:00	0	0:00	0:00	
vQ		4:16	44	0:10	1:04	
VR		0:00	0	0:00	0:00	
vR		2:37	27	0:09	0:40	
vS		3:05	31	0:10	0:48	
VS		0:00	0	0:00	0:00	
vT		2:40	29	0:09	0:40	
VT		0:00	0	0:00	0:00	
vU		2:53	31	0:09	0:44	
VU		0:00	0	0:00	0:00	
vV		2:39	28	0:09	0:40	
VV		0:00	0	0:00	0:00	
vW		2:49	29	0:09	0:43	
VW		0:00	0	0:00	0:00	
vX		2:37	29	0:08	0:40	
VX		0:00	0	0:00	0:00	
VY		0:00	0	0:00	0:00	
vY		2:48	29	0:09	0:43	
VZ		0:00	0	0:00	0:00	
vZ		2:38	28	0:08	0:40	
W		0:00	0	0:00	0:00	
-W		12:11	85	0:15	3:10	
•W		11:51	95	0:14	3:04	
WA		0:00	0	0:00	0:00	
wA		2:34	27	0:09	0:39	
WB		0:00	0	0:00	0:00	
wB		2:35	27	0:09	0:39	
WC		0:00	0	0:00	0:00	
wC		2:42	28	0:09	0:41	
wD		2:24	26	0:09	0:36	
WD		0:00	0	0:00	0:00	
wE		2:41	28	0:09	0:41	
WE		0:00	0	0:00	0:00	
wF		2:26	27	0:09	0:37	
WF		0:00	0	0:00	0:00	
WG		0:00	0	0:00	0:00	
wG		2:39	29	0:09	0:40	
WH		0:00	0	0:00	0:00	
wH		2:21	27	0:08	0:35	
wI		2:39	28	0:09	0:40	
WI		0:00	0	0:00	0:00	
wJ		2:23	26	0:08	0:36	
WJ		0:00	0	0:00	0:00	
WK		0:00	0	0:00	0:00	
wK		2:13	26	0:08	0:33	
WL		0:00	0	0:00	0:00	
wL		2:18	26	0:08	0:35	
wM		2:16	27	0:08	0:34	
WM		0:00	0	0:00	0:00	
wN		2:18	25	0:08	0:35	
WN		0:00	0	0:00	0:00	
WO		0:00	0	0:00	0:00	
wO		2:30	28	0:09	0:38	
WP		0:00	0	0:00	0:00	
wP		2:31	28	0:09	0:38	
WQ		0:00	0	0:00	0:00	
wQ		2:34	28	0:09	0:39	
WR		0:00	0	0:00	0:00	
wR		2:38	29	0:09	0:40	
wS		11:45	81	0:15	3:01	

To be continued on next page...

SHADOW - Main Result

Calculation: Windplan Blauw - Cumulatie alle inrichtingen

...continued from previous page

No.	Name	Shadow, worst case		Max shadow hours per day [h/day]	Shadow, expected values	
		Shadow hours per year [h/year]	Shadow days per year [days/year]		Shadow hours per year [h/year]	
WS		0:00	0	0:00	0:00	
wT		11:36	82	0:15	2:59	
WT		0:00	0	0:00	0:00	
wU		10:21	76	0:15	2:39	
WU		0:00	0	0:00	0:00	
wV		10:15	76	0:15	2:38	
WV		0:00	0	0:00	0:00	
wW		10:00	75	0:15	2:34	
WW		0:00	0	0:00	0:00	
wX		12:26	84	0:16	3:14	
WX		0:00	0	0:00	0:00	
WY		0:00	0	0:00	0:00	
wY		9:58	75	0:15	2:33	
wZ		9:36	73	0:14	2:28	
WZ		0:00	0	0:00	0:00	
-X		12:20	84	0:15	3:12	
X		0:00	0	0:00	0:00	
•X		11:35	95	0:14	3:00	
xA		11:39	80	0:15	3:02	
XA		0:00	0	0:00	0:00	
xB		9:28	74	0:14	2:26	
XB		0:00	0	0:00	0:00	
XC		0:00	0	0:00	0:00	
xC		11:24	80	0:15	2:58	
XD		0:00	0	0:00	0:00	
xD		8:21	69	0:13	2:08	
XE		0:00	0	0:00	0:00	
xE		11:16	81	0:15	2:56	
XF		0:00	0	0:00	0:00	
xF		10:57	80	0:14	2:51	
xG		7:54	68	0:13	2:01	
XG		0:00	0	0:00	0:00	
xH		9:51	74	0:14	2:33	
XH		0:00	0	0:00	0:00	
XI		9:36	74	0:14	2:29	
XI		0:00	0	0:00	0:00	
XJ		0:00	0	0:00	0:00	
xJ		6:25	53	0:12	1:41	
XK		0:00	0	0:00	0:00	
xK		9:26	73	0:13	2:27	
XL		0:00	0	0:00	0:00	
xL		9:16	73	0:13	2:24	
xM		9:06	74	0:13	2:21	
XM		0:00	0	0:00	0:00	
xN		8:49	72	0:13	2:17	
XN		0:00	0	0:00	0:00	
XO		0:00	0	0:00	0:00	
xO		7:49	65	0:13	2:01	
XP		0:00	0	0:00	0:00	
xP		7:32	65	0:12	1:56	
XQ		0:00	0	0:00	0:00	
xQ		7:17	64	0:12	1:52	
XR		0:00	0	0:00	0:00	
xR		6:58	63	0:12	1:47	
xS		5:33	48	0:12	1:28	
XS		0:00	0	0:00	0:00	
XT		0:00	0	0:00	0:00	
xT		5:24	49	0:11	1:25	
xU		4:53	48	0:11	1:17	
XU		0:00	0	0:00	0:00	
XV		0:00	0	0:00	0:00	
xV		4:40	46	0:10	1:14	
xW		4:31	47	0:10	1:12	

To be continued on next page...

SHADOW - Main Result

Calculation: Windplan Blauw - Cumulatie alle inrichtingen

...continued from previous page

No.	Name	Shadow, worst case			Shadow, expected values	
		Shadow hours per year [h/year]	Shadow days per year [days/year]	Max shadow hours per day [h/day]	Shadow hours per year [h/year]	
XW		0:00	0	0:00	0:00	
XX		0:00	0	0:00	0:00	
xX		4:26	47	0:10	1:10	
XY		0:00	0	0:00	0:00	
xY		4:16	47	0:10	1:08	
xZ		4:04	45	0:10	1:04	
XZ		0:00	0	0:00	0:00	
-Y		12:31	85	0:15	3:15	
Y		0:00	0	0:00	0:00	
•Y		11:15	93	0:14	2:55	
yA		3:32	21	0:16	0:54	
YA		0:00	0	0:00	0:00	
YB		0:00	0	0:00	0:00	
yB		3:37	22	0:16	0:55	
yC		3:38	21	0:16	0:55	
YC		0:00	0	0:00	0:00	
yD		3:42	21	0:17	0:56	
YD		0:00	0	0:00	0:00	
yE		3:45	22	0:17	0:57	
YE		0:00	0	0:00	0:00	
YF		0:00	0	0:00	0:00	
yF		3:48	22	0:17	0:58	
yG		3:54	22	0:17	0:59	
YG		0:00	0	0:00	0:00	
yH		3:59	23	0:17	1:01	
YH		0:00	0	0:00	0:00	
yI		4:02	22	0:17	1:02	
YI		0:00	0	0:00	0:00	
yJ		4:08	22	0:17	1:03	
YJ		0:00	0	0:00	0:00	
yK		4:07	22	0:18	1:03	
YK		0:00	0	0:00	0:00	
yL		2:53	19	0:14	0:45	
YL		0:00	0	0:00	0:00	
YM		0:00	0	0:00	0:00	
yM		2:53	20	0:14	0:45	
YN		70:06	159	0:35	11:55	
yN		2:53	19	0:14	0:45	
YO		57:39	163	0:33	9:54	
yO		2:51	18	0:14	0:45	
yP		2:47	18	0:14	0:44	
YP		74:04	183	0:35	13:47	
YQ		77:38	212	0:35	15:01	
yQ		2:50	20	0:14	0:45	
YR		72:39	207	0:33	13:44	
yR		2:45	18	0:14	0:44	
YS		72:01	205	0:35	14:10	
yS		2:45	18	0:14	0:44	
yT		2:52	20	0:14	0:46	
YT		64:54	195	0:33	12:32	
yU		2:55	20	0:14	0:47	
YU		78:21	212	0:35	15:05	
yV		2:55	20	0:14	0:47	
YV		70:07	203	0:33	13:23	
YW		67:09	189	0:33	12:11	
yW		2:58	19	0:14	0:48	
YX		37:01	112	0:34	9:09	
yX		3:00	18	0:15	0:49	
yY		3:08	20	0:15	0:51	
YY		33:18	109	0:33	8:36	
yZ		0:00	0	0:00	0:00	
YZ		0:00	0	0:00	0:00	
-Z		2:44	28	0:08	0:44	

To be continued on next page...

SHADOW - Main Result

Calculation: Windplan Blauw - Cumulatie alle inrichtingen

...continued from previous page

No.	Name	Shadow, worst case			Shadow, expected values
		Shadow hours per year [h/year]	Shadow days per year [days/year]	Max shadow hours per day [h/day]	Shadow hours per year [h/year]
Z		0:00	0	0:00	0:00
•Z		9:13	73	0:14	2:23
zA		0:00	0	0:00	0:00
ZA		0:00	0	0:00	0:00
zB		0:00	0	0:00	0:00
ZB		0:00	0	0:00	0:00
ZC		0:00	0	0:00	0:00
zC		0:00	0	0:00	0:00
zD		0:00	0	0:00	0:00
ZD		0:00	0	0:00	0:00
ZE		0:00	0	0:00	0:00
zE		0:00	0	0:00	0:00
zF		0:00	0	0:00	0:00
ZF		0:00	0	0:00	0:00
zG		0:00	0	0:00	0:00
ZG		0:00	0	0:00	0:00
zH		0:00	0	0:00	0:00
ZH		0:00	0	0:00	0:00
ZI		0:00	0	0:00	0:00
zI		0:00	0	0:00	0:00
ZJ		0:00	0	0:00	0:00
zJ		0:00	0	0:00	0:00
zK		0:00	0	0:00	0:00
ZK		0:00	0	0:00	0:00
ZL		0:00	0	0:00	0:00
zL		0:00	0	0:00	0:00
ZM		0:00	0	0:00	0:00
zM		0:00	0	0:00	0:00
ZN		0:00	0	0:00	0:00
zN		2:35	27	0:08	0:39
ZO		0:00	0	0:00	0:00
zO		2:31	28	0:08	0:38
zP		2:31	27	0:08	0:39
ZP		0:00	0	0:00	0:00
ZQ		0:00	0	0:00	0:00
zQ		2:27	28	0:08	0:38
zR		2:25	27	0:08	0:37
ZR		0:00	0	0:00	0:00
zS		2:20	28	0:08	0:36
ZS		0:00	0	0:00	0:00
zT		2:19	27	0:08	0:36
ZT		0:00	0	0:00	0:00
ZU		0:00	0	0:00	0:00
zU		2:11	26	0:08	0:34
ZV		0:00	0	0:00	0:00
zV		1:01	13	0:07	0:16
zW		0:00	0	0:00	0:00
ZW		0:00	0	0:00	0:00
zX		0:00	0	0:00	0:00
ZX		0:00	0	0:00	0:00
ZY		0:00	0	0:00	0:00
zY		0:00	0	0:00	0:00
ZZ		0:00	0	0:00	0:00
zZ		3:26	21	0:16	0:52

Total amount of flickering on the shadow receptors caused by each WTG

No.	Name	Worst case [h/year]	Expected [h/year]
1	WPBlauw WT4 5000 164.0 !-! hub: 131.0 m (TOT: 213.0 m) (494)	343:30	62:30
2	WPBlauw WT4 5000 164.0 !-! hub: 131.0 m (TOT: 213.0 m) (495)	577:16	146:27
3	WPBlauw WT4 5000 164.0 !-! hub: 131.0 m (TOT: 213.0 m) (496)	223:01	54:34
4	WPBlauw WT4 5000 164.0 !-! hub: 131.0 m (TOT: 213.0 m) (497)	226:47	56:09

To be continued on next page...

SHADOW - Main Result

Calculation: Windplan Blauw - Cumulatie alle inrichtingen

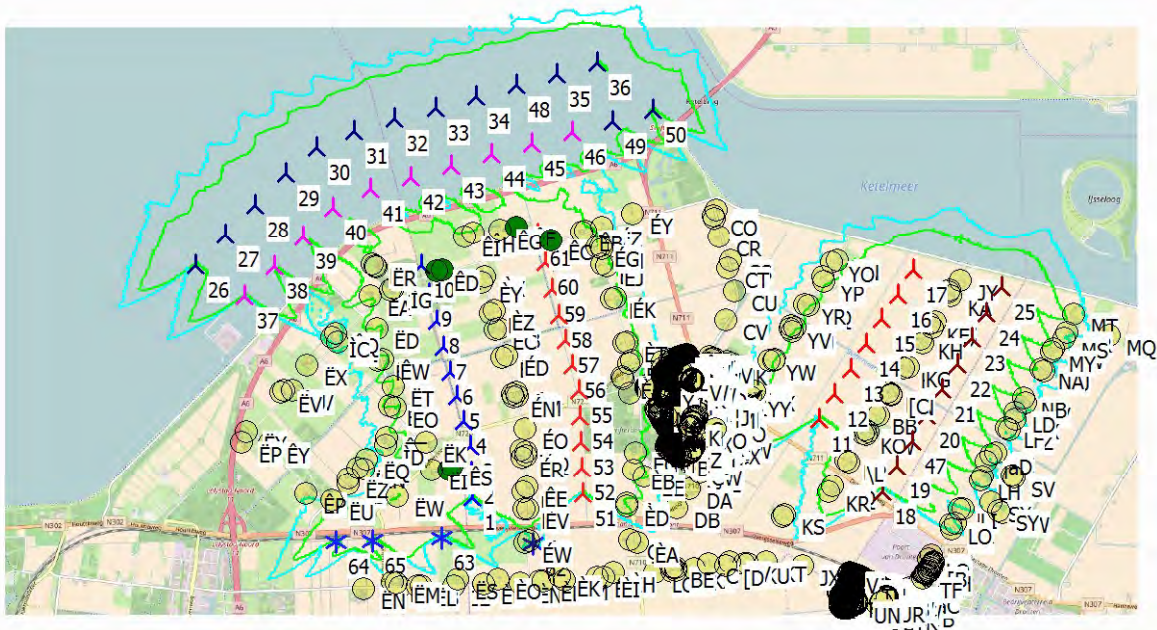
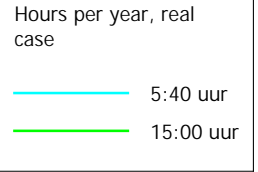
...continued from previous page

No.	Name	Worst case [h/year]	Expected [h/year]
5	WPBlauw WT4 5000 164.0 !-! hub: 131.0 m (TOT: 213.0 m) (498)	183:50	44:13
6	WPBlauw WT4 5000 164.0 !-! hub: 131.0 m (TOT: 213.0 m) (499)	223:40	50:56
7	WPBlauw WT4 5000 164.0 !-! hub: 131.0 m (TOT: 213.0 m) (500)	186:10	41:13
8	WPBlauw WT4 5000 164.0 !-! hub: 131.0 m (TOT: 213.0 m) (501)	216:38	49:41
9	WPBlauw WT4 5000 164.0 !-! hub: 131.0 m (TOT: 213.0 m) (502)	561:21	117:19
10	WPBlauw WT4 5000 164.0 !-! hub: 131.0 m (TOT: 213.0 m) (503)	381:51	99:01
11	WPBlauw WT2 5000 164.0 !O! hub: 166.0 m (TOT: 248.0 m) (517)	305:25	70:50
12	WPBlauw WT2 5000 164.0 !O! hub: 166.0 m (TOT: 248.0 m) (518)	230:07	53:24
13	WPBlauw WT2 5000 164.0 !O! hub: 166.0 m (TOT: 248.0 m) (519)	189:56	42:00
14	WPBlauw WT2 5000 164.0 !O! hub: 166.0 m (TOT: 248.0 m) (520)	209:59	48:22
15	WPBlauw WT2 5000 164.0 !O! hub: 166.0 m (TOT: 248.0 m) (521)	273:08	62:37
16	WPBlauw WT2 5000 164.0 !O! hub: 166.0 m (TOT: 248.0 m) (522)	145:08	37:56
17	WPBlauw WT2 5000 164.0 !O! hub: 166.0 m (TOT: 248.0 m) (523)	139:23	36:36
18	WPBlauw WT2 5000 164.0 !O! hub: 166.0 m (TOT: 248.0 m) (526)	234:32	53:29
19	WPBlauw WT2 5000 164.0 !O! hub: 166.0 m (TOT: 248.0 m) (527)	303:39	61:50
20	WPBlauw WT2 5000 164.0 !O! hub: 166.0 m (TOT: 248.0 m) (529)	326:28	75:50
21	WPBlauw WT2 5000 164.0 !O! hub: 166.0 m (TOT: 248.0 m) (530)	339:41	81:15
22	WPBlauw WT2 5000 164.0 !O! hub: 166.0 m (TOT: 248.0 m) (531)	364:55	78:32
23	WPBlauw WT2 5000 164.0 !O! hub: 166.0 m (TOT: 248.0 m) (532)	366:12	84:40
24	WPBlauw WT2 5000 164.0 !O! hub: 166.0 m (TOT: 248.0 m) (533)	359:36	84:01
25	WPBlauw WT2 5000 164.0 !O! hub: 166.0 m (TOT: 248.0 m) (534)	193:51	53:48
26	WPBlauw WT4 5000 164.0 !-! hub: 131.0 m (TOT: 213.0 m) (542)	0:00	0:00
27	WPBlauw WT4 5000 164.0 !-! hub: 131.0 m (TOT: 213.0 m) (543)	0:00	0:00
28	WPBlauw WT4 5000 164.0 !-! hub: 131.0 m (TOT: 213.0 m) (544)	0:00	0:00
29	WPBlauw WT4 5000 164.0 !-! hub: 131.0 m (TOT: 213.0 m) (545)	0:00	0:00
30	WPBlauw WT4 5000 164.0 !-! hub: 131.0 m (TOT: 213.0 m) (546)	0:00	0:00
31	WPBlauw WT4 5000 164.0 !-! hub: 131.0 m (TOT: 213.0 m) (547)	0:00	0:00
32	WPBlauw WT4 5000 164.0 !-! hub: 131.0 m (TOT: 213.0 m) (548)	0:00	0:00
33	WPBlauw WT4 5000 164.0 !-! hub: 131.0 m (TOT: 213.0 m) (549)	0:00	0:00
34	WPBlauw WT4 5000 164.0 !-! hub: 131.0 m (TOT: 213.0 m) (550)	0:00	0:00
35	WPBlauw WT4 5000 164.0 !-! hub: 131.0 m (TOT: 213.0 m) (552)	0:00	0:00
36	WPBlauw WT4 5000 164.0 !-! hub: 131.0 m (TOT: 213.0 m) (553)	0:00	0:00
37	WPBlauw WT4 5000 164.0 !-! hub: 131.0 m (TOT: 213.0 m) (556)	13:05	3:20
38	WPBlauw WT4 5000 164.0 !-! hub: 131.0 m (TOT: 213.0 m) (557)	9:28	2:32
39	WPBlauw WT4 5000 164.0 !-! hub: 131.0 m (TOT: 213.0 m) (558)	34:12	8:37
40	WPBlauw WT4 5000 164.0 !-! hub: 131.0 m (TOT: 213.0 m) (559)	0:00	0:00
41	WPBlauw WT4 5000 164.0 !-! hub: 131.0 m (TOT: 213.0 m) (560)	9:10	2:19
42	WPBlauw WT4 5000 164.0 !-! hub: 131.0 m (TOT: 213.0 m) (561)	13:23	3:17
43	WPBlauw WT4 5000 164.0 !-! hub: 131.0 m (TOT: 213.0 m) (562)	0:00	0:00
44	WPBlauw WT4 5000 164.0 !-! hub: 131.0 m (TOT: 213.0 m) (563)	0:00	0:00
45	WPBlauw WT4 5000 164.0 !-! hub: 131.0 m (TOT: 213.0 m) (564)	0:00	0:00
46	WPBlauw WT4 5000 164.0 !-! hub: 131.0 m (TOT: 213.0 m) (565)	0:00	0:00
47	WPBlauw WT2 5000 164.0 !O! hub: 166.0 m (TOT: 248.0 m) (570)	342:59	77:49
48	WPBlauw WT4 5000 164.0 !-! hub: 131.0 m (TOT: 213.0 m) (571)	0:00	0:00
49	WPBlauw WT4 5000 164.0 !-! hub: 131.0 m (TOT: 213.0 m) (573)	0:00	0:00
50	WPBlauw WT4 5000 164.0 !-! hub: 131.0 m (TOT: 213.0 m) (574)	0:00	0:00
51	WPBlauw WT4 5000 164.0 !-! hub: 131.0 m (TOT: 213.0 m) (174)	278:21	66:02
52	WPBlauw WT4 5000 164.0 !-! hub: 131.0 m (TOT: 213.0 m) (175)	248:48	59:00
53	WPBlauw WT4 5000 164.0 !-! hub: 131.0 m (TOT: 213.0 m) (176)	267:43	62:31
54	WPBlauw WT4 5000 164.0 !-! hub: 131.0 m (TOT: 213.0 m) (177)	247:07	58:16
55	WPBlauw WT4 5000 164.0 !-! hub: 131.0 m (TOT: 213.0 m) (178)	242:55	58:59
56	WPBlauw WT4 5000 164.0 !-! hub: 131.0 m (TOT: 213.0 m) (179)	260:30	65:26
57	WPBlauw WT4 5000 164.0 !-! hub: 131.0 m (TOT: 213.0 m) (180)	171:44	41:45
58	WPBlauw WT4 5000 164.0 !-! hub: 131.0 m (TOT: 213.0 m) (181)	188:50	42:12
59	WPBlauw WT4 5000 164.0 !-! hub: 131.0 m (TOT: 213.0 m) (182)	259:50	53:15
60	WPBlauw WT4 5000 164.0 !-! hub: 131.0 m (TOT: 213.0 m) (183)	535:44	102:52
61	WPBlauw WT4 5000 164.0 !-! hub: 131.0 m (TOT: 213.0 m) (184)	453:58	117:35
62	LAGERWEY 80 18.0 !O! hub: 40.0 m (TOT: 49.0 m) (121)	106:04	26:08
63	LAGERWEY L100-2.5MW 2520 100.0 !O! hub: 135.0 m (TOT: 185.0 m) (122)	29:51	5:48
64	ENERCON E-115 3000 115.7 !O! hub: 135.4 m (TOT: 193.3 m) (123)	67:13	10:33
65	ENERCON E-115 3000 115.7 !O! hub: 135.4 m (TOT: 193.3 m) (124)	85:42	14:06

Total times in Receptor wise and WTG wise tables can differ, as a WTG can lead to flicker at 2 or more receptors simultaneously and/or receptors may receive flicker from 2 or more WTGs simultaneously.

SHADOW - Map

Calculation: Windplan Blauw - Cumulatie alle inrichtingen



© OpenStreetMap contributors - www.openstreetmap.org/copyright

0 2.5 5 7.5 10km

Map: Open Street Map 003 , Print scale 1:125,000, Map center Dutch Stereo-RD/NAP 2008 East: 170,520 North: 510,400

▲ New WTG ★ Existing WTG ● Shadow receptor

Flicker map level: Project Wizard Elevation Data Grid (SRTM: Shuttle DTM 1 arc-second)

Machtiging

Ondertekening aanvraag vergunningen en ontheffingen met bijlagen

Ten behoeve van de aanvragen voor vergunningen en ontheffingen voor het windturbineproject Windplan Blauw, deel KlokbekerwinT B.V. bestaande uit een 10-tal windturbines met bijbehorende werken machtigt ondergetekende J.F.W. Rijntalder van Pondera Consult B.V., gevestigd aan de Welbergweg 49 te 7556 PE Hengelo (Ov.) voor het ondertekenen van alle aanvragen voor vergunningen en ontheffingen en bijlagen namens:

Aanvrager: KlokbekerwinT B.V.

Vertegenwoordigd door: J.M. Holman

Adres: Elandweg 4, 8255 RJ, Swifterbant

Plaats en datum: 13 augustus 2018


Handtekening:



Ik, J.F.W. Rijntalder, ben bekend met deze machtiging. Met deze machtiging treed ik niet in de plaats van bovengetekende als aanvrager, maar teken de aanvragen en bijlagen namens bovengetekende.

Pondera Consult B.V.
Welbergweg 49
7556 PE Hengelo (Ov.)

Ondertekend te Hengelo op 13 augustus 2018,



J.F.W. Rijntalder
Directeur